

La Quinta

— GEM of the DESERT —

CAPITAL IMPROVEMENT PROGRAM

FISCAL YEAR 2018/2019

THROUGH

FISCAL YEAR 2022/2023



May 15, 2018

**PUBLIC HEARING
FINAL**

Table of Contents

Background & Overview

Executive Summary.....	i-xv
------------------------	------

Project Status Report

Project Status Report Table	1
-----------------------------------	---

Revenue Summary - Fiscal Years 2018/2019 Through 2022/2023

Revenue Summary.....	3
----------------------	---

Expenditure Summary - Fiscal Years 2018/2019 Through 2022/2023

Expenditure Summary	5
---------------------------	---

Fiscal Year 2018/2019

1819 ADA	ADA Accessible Ramps – Various Locations.....	7
1819 CPM	Citywide Preventative Maintenance Plan Improvements.....	8
1819 PMP	Pavement Management Plan Street Improvements	9
1819 STI	Sidewalks – Various Locations.....	10
1819 TMI	Citywide Traffic Signal Maintenance Improvements.....	11
201503	La Quinta Village Complete Streets – A Road Diet Project	12
201512	Citywide Drainage Enhancements	13
201603	La Quinta Landscape Renovation Improvement	14
201608	SilverRock Events Center	15
201702	Developer Reimbursement for DIF Eligible Improvements.....	16
201709	Jefferson Street at Avenue 53 Roundabout.....	17
201801	Cove Public Restroom.....	18
201802	ADA Parking Lot Improvements at City Hall.....	19
201803	Highway 111 Sidewalk Improvements.....	20

Fiscal Year 2019/2020

1920 ADA	ADA Accessible Ramps – Various Locations.....	21
1920 CPM	Citywide Preventative Maintenance Plan Improvements.....	22
1920 PMP	Pavement Management Plan Street Improvements	23
1920 STI	Sidewalks – Various Locations.....	24
1920 TMI	Citywide Traffic Signal Maintenance Improvements.....	25
201503	La Quinta Village Complete Streets – A Road Diet Project	26
201512	Citywide Drainage Enhancements	27
201603	La Quinta Landscape Renovation Improvement	28
201702	Developer Reimbursement for DIF Eligible Improvements.....	29

201709	Jefferson Street at Avenue 53 Roundabout.....	30
201901	Monroe Street Pavement Rehabilitation (Avenue 52 to Avenue 53; and Near Avenue 61)	31
201902	Avenue 50 Bridge Spanning the Evacuation Channel	32
201903	La Quinta Skate Park Conversion to Other Activity Amenity	33

Fiscal Year 2020/2021

2021 ADA	ADA Accessible Ramps – Various Locations.....	34
2021 CPM	Citywide Preventative Maintenance Plan Improvements.....	35
2021 PMP	Pavement Management Plan Street Improvements	36
2021 STI	Sidewalks – Various Locations.....	37
2021 TMI	Citywide Traffic Signal Maintenance Improvements.....	38
201512	Citywide Drainage Enhancements	39
201603	La Quinta Landscape Renovation Improvement	40
201702	Developer Reimbursement for DIF Eligible Improvements.....	41
202001	Washington Street at Washington Park (Left Turn Lane).....	42
202002	Dune Palms Road at Corporate Center Drive (New Traffic Signal)	43
202003	Washington Street at Miles Avenue (Dual Left Turn Lanes)	44
202004	Corporate Yard Phase II.....	45
202005	Highway 111 at La Quinta Center Drive (Dual Left Turn Lanes).....	46

Fiscal Year 2021/2022

2122 ADA	ADA Accessible Ramps – Various Locations.....	47
2122 CPM	Citywide Preventative Maintenance Plan Improvements.....	48
2122 PMP	Pavement Management Plan Street Improvements	49
2122 STI	Sidewalks – Various Locations.....	50
2122 TMI	Citywide Traffic Signal Maintenance Improvements.....	51
201512	Citywide Drainage Enhancements	52
201702	Developer Reimbursement for DIF Eligible Improvements.....	53
202101	Jefferson Street at Quarry Lane Mini-Roundabout.....	54
202102	Caleo Bay at Avenue 47 (New Traffic Signal).....	55
202103	Washington Street at Lake La Quinta Drive (New Traffic Signal).....	56
202104	Highway 111 at Simon Drive (Dual Left Turn Lanes)	57
202105	Dune Palms Road Pavement Rehabilitation (Fred Waring Drive to Miles Avenue).....	58

Fiscal Year 2022/2023

2223 ADA	ADA Accessible Ramps – Various Locations.....	59
2223 CPM	Citywide Preventative Maintenance Plan Improvements.....	60
2223 PMP	Pavement Management Plan Street Improvements	61

2223 STI	Sidewalks – Various Locations.....	62
2223 TMI	Citywide Traffic Signal Maintenance Improvements.....	63
201512	Citywide Drainage Enhancements	64
201702	Developer Reimbursement for DIF Eligible Improvements.....	65
202201	Fred Waring Drive Pavement Rehabilitation (Washington Street to Palm Royale Drive)	66
202202	Avenue 58 Pavement Rehabilitation (Jefferson Street to Madison Street).....	67
DRA Repayment Plan		
	Developer Reimbursement Agreement Repayment Plan	68
DRA Detail Sheets		
DRA 01	ND La Quinta Partners, LLC	69
DRA 02	East of Madison, LLC	70
DRA 03	East of Madison, LLC (Part 1)	71
DRA 04	Toll Brothers, Inc. (Part 1).....	72
DRA 05	East of Madison, LLC (Part 2)	73
DRA 06	ND La Quinta Partners, LLC	74
DRA 07	Lennar Homes of California, Inc.	75
DRA 08	Sam’s Real Estate Business Trust	76
DRA 09	Toll Brothers, Inc. (Part 2).....	77
AD Projects Revenue Summary		
	Unfunded Additional Projects Revenue Summary.....	78
AD Projects Expenditure Summary		
	Unfunded Additional Projects Expenditure Summary	79
Unfunded Additional Projects		
AD 01	Washington Street Bridge Railing (Replacement).....	80
AD 02	Eisenhower Drive and Avenue 50 Drainage Improvements	81
AD 03	Highway 111 Landscape Enhancements (Washington Street Intersection).....	82
AD 04	Highway 111 Landscape Enhancements (Adams Street Intersection)	83
AD 05	Highway 111 Landscape Enhancements (Dune Palms Road Intersection).....	84
AD 06	Highway 111 Landscape Enhancements (Medians West City Limit to Adams Street)	85
AD 07	Highway 111 Landscape Enhancements (City Entrance Monuments)	86
AD 08	Highway 111 Landscape Enhancements and Auto Display Pads	87
AD 09	Sound Attenuation Wall (East Madison at Trilogy)	88
AD 10	Village Area Electric Vehicle Charging Station	89
AD 11	Village Area Parking Structure.....	90
AD 12	Phase I (Part 2) Golf Cart Routes.....	91
AD 13	City Hall Solar Panels	92
AD 14	Library/Wellness Center Solar Panels.....	93
AD 15	Corporate Yard – Phase III	94

AD 16	Southeast Area Fire Station	95
AD 17	SilverRock Resort Irrigation and Pump Station Replacement.....	96
AD 18	Fritz Burns Pool Improvements.....	97
AD 19	New Community Sports Park	98
AD 20	Sports Complex Field Improvements.....	99
AD 21	Fred Waring Drive Reconstruction.....	100
AD 22	Miles Avenue Reconstruction (Adams Street to Dune Palms Road).....	101
AD 23	Avenue 50 Street Improvements (Washington Street to Madison Street)	102
AD 24	Avenue 52 Street Improvements	103
AD 25	Avenue 58 Street Improvements (Jefferson Street to Madison Street).....	104
AD 26	Avenue 62 Street Improvements (Monroe Street to Madison Street).....	105
AD 27	Madison Street Widening (Avenue 60 to Avenue 62).....	106
AD 28	Fred Waring Drive Class II Bike Trail (Washington Street to Jefferson Street).....	107
AD 29	Highway 111 Class II Bike Trail (Washington Street to Indio City Limits)	108
AD 30	Avenue 50 Class III Bike Trail (Eisenhower Drive to Washington Street)	109
AD 31	Avenue 50 Class II Bike Trail (Washington Street to west of Park Avenue).....	110
AD 32	Avenue 58 Class II Bike Trail (Jefferson Street to Madison Street)	111
AD 33	Avenue 58 Class II Bike Trail (west of Monroe Street to Monroe Street)	112
AD 34	Avenue 60 Class II Bike Trail (Monroe Street to Eastern City Limit).....	113
AD 35	Avenue 62 Class II Bike Trail (Madison Street to Monroe Street).....	114
AD 36	Eisenhower Drive Class II Bike Trail (Avenida Montezuma to Calle Sinaloa)	115
AD 37	Desert Club Drive Class III Bike Trail (Calle Tampico to Avenue 52)	116
AD 38	Monroe Street Class II Bike Trail (Avenue 54 to Mountain View Lane).....	117
AD 39	Westward Ho at Roadrunner Lane Two Lane Roundabout.....	118
AD 40	Madison Street at Avenue 58 Two Lane Roundabout	119
AD 41	Madison Street at Avenue 60 Two Lane Roundabout	120
AD 42	Monroe Street at Avenue 52 Two Lane Roundabout	121
AD 43	Monroe Street at Avenue 54 Two Lane Roundabout	122
AD 44	Monroe Street at Avenue 58 Two Lane Roundabout	123
AD 45	Monroe Street at Avenue 60 Two Lane Roundabout	124
AD 46	Monroe Street at Avenue 62 Two Lane Roundabout	125
AD 47	Avenue 50 at Orchard Lane (New traffic Signal).....	126
AD 48	Jefferson Street at Avenue 54 (New traffic Signal)	127
AD 49	Monroe Street at Airport Boulevard (New traffic Signal)	128
AD 50	Monroe Street at Avenue 61 (New traffic Signal)	129



CITY OF LA QUINTA
CAPITAL IMPROVEMENT PROGRAM
FISCAL YEAR 2018/2019 THROUGH 2022/2023

BACKGROUND & OVERVIEW

[Return to Table of Contents](#)

FISCAL YEAR 2018/2019 THROUGH FISCAL YEAR 2022/2023 CAPITAL IMPROVEMENT PROGRAM BACKGROUND AND OVERVIEW

This document is a statement of the City's goals, objectives, and priorities for a five-year Capital Improvement Program and the financial commitments required to accomplish those objectives.

The purpose of the Capital Improvement Program is to provide the City with a long-range program for major municipal capital construction projects based on the systematic development of an accompanying financial plan. The Capital Improvement Program is a five-year planning instrument used by the City to identify capital improvement needs and to coordinate financing and timing of those needs in a manner that maximizes benefit to the public. As each annual budget is prepared, additional projects and priority needs are identified and added to the program to maintain a comprehensive five-year plan.

The first year of the Capital Improvement Program is titled the “Capital Budget” and is based on existing fund balances and projected revenues. The capital budget is incorporated into the annual City "Operating" Budget, which appropriates funds for specific facilities, equipment and improvements. Projects proposed for subsequent years in the program are approved on a planning basis only and do not receive expenditure authority until they are incorporated into the capital budget.

The Capital Improvement Program is updated annually and can be amended at any time based on revenue availability and changes in project priorities. Capital improvements are major projects undertaken by the City that are generally not recurring on a long-term, annual basis. In this sense, they are differentiated from maintenance and operation expenditures for normal City operation. Capital project elements include:

- Design
- Inspection
- Testing
- Project Administration
- Land and/or Right-of-Way Acquisition
- Construction or Modification of Buildings or Facilities
- Public Infrastructure Construction or Modification

Only projects that have identified funding sources in the five-year period are listed within a fiscal year.

Additional Projects are included in the Capital Improvement Program. However, these projects do not have identified funding sources through the term of the five-year program, or, in the case of Development Impact Fee (DIF) funded projects, a long-term collection period is required to develop the specified project. The identification of additional and/or alternative funding sources will be addressed during the annual review and approval of subsequent Capital Improvement Programs.

The 2017/2018 Capital Improvement Program identified \$8,823,951 in capital projects. The following brief summaries highlight a few of the completed, or soon to be completed, projects from Fiscal Year 2017/2018. A complete table listing all projects from the previous Fiscal Year and on-going/carryover projects may be found under Section 2, “Project Status Report.”

Project No. 1718 PMP / 1819 PMP: PAVEMENT MANAGEMENT PLAN

The annual recurring Pavement Management Plan (PMP) program is a notable street improvement project which allocates \$1,000,000 each year towards updating and maintaining City streets. Fiscal Year 2016/2017 was divided into three phases. Phases II and III were completed during Fiscal Year 2017/2018. These improvements included:

Phase II:

- Avenida Montezuma striping and new round-a-bout
- Desert Club Estates*
- Washington Street striping adjacent to the Church

Phase III:

- City-Wide restriping
- Blazing Star striping

*Desert Club Estates, south of Calle Tampico is a featured improvement. The City used a more efficient and cost effective rubberized slurry seal, rather than standard slurry seal, and will be monitoring it over the next few years in hopes of using it for future PMP projects.

The PMP for Fiscal Year 2017/2018 is currently in the design phase. Improvement areas include: Highland Palms Neighborhood, Simon Drive, La Quinta Center Drive (from Highway 111 to Lake La Quinta Drive), Lake La Quinta Drive, Auto Center Drive, La Quinta Drive, Avenue 48, and Avenue 50.



Project No. 201502: MILES AVENUE MEDIAN ISLAND IMPROVEMENTS

During Fiscal Year 2017/2018, Miles Avenue Median Island was constructed between Seeley Drive and Dune Palms Road. In accordance with the City of La Quinta General Plan, Miles Avenue, within the City of La Quinta limits, is considered to be complete. Additionally, the landscape palette used within the raised median curb blended existing landscape along the corridor with the City of La Quinta’s “Desert Efficient” plant palette. The “Desert Efficient” landscape is drought tolerant, and uses various hardscape features with minimal planting in an effort to alleviate maintenance efforts and minimalize water usage. *This project is complete.*



Project No. 201601: HSIP INTERSECTION IMPROVEMENTS

In Fiscal Year 2015/2016, the City of La Quinta was awarded a Highway Safety Improvement Program (HSIP) Cycle 7 Grant for “HSIP Intersection Improvements” (Project No. 201601), which amounted to \$1,971,000. This project is intended to increase traffic safety through the reduction of accidents at signalized intersections at night. Proposed improvements include upgrading the City of La Quinta’s intersection safety lighting and street name signs to more visible LED type lighting Citywide. Additional proposed improvements include upgrading the traffic signal cabinet at eight intersections and the cabinet controller at fifteen intersections. It is anticipated that the City will begin construction Summer 2018.



Project No. 201602: HSIP INTERCONNECT IMPROVEMENTS

In Fiscal Year 2015/2016, the City of La Quinta was awarded a Highway Safety Improvement Program (HSIP) Cycle 7 Grant for “HSIP Interconnect Improvements” (Project No. 201602), which amounted to \$1,134,300. The proposed project improvements include upgrading the existing signal interconnect network to fiber optic communications within the City of La Quinta. It is intended that these improvements will enhance communication and fill existing communication gaps through providing new communication equipment at fifty-two signalized intersections. This project is currently in the Final Design Phase, and it is anticipated that construction will begin Winter 2018.



Project No. 201603: LA QUINTA LANDSCAPE RENOVATIONS IMPROVEMENTS

In Fiscal Year 2016/2017, the City began an initiative to convert many of its landscaped areas (such as medians, parkways, and entrances to residential areas) to either the City’s “Desert Oasis” or “Desert Efficient” plant palette themes. Both palettes feature various drought tolerant plants, boulders, multicolored crushed rock, and drought friendly irrigation systems. The City plans to continue updating landscaping and lighting throughout the City of La Quinta for Fiscal Year 2018/2019 and Fiscal Year 2019/2020.

During Fiscal Year 2017/2018, landscaping improvements at La Quinta Acacia and Miles Avenue Median Island were completed. It is anticipated that construction will begin on the turf conversion at Adams Street Park Basin and Quinterra Summer 2018.



Project No. 201604: FRITZ BURNS PARK – TENNIS AND PICKLEBALL COURT CONVERSION

During Fiscal Year 2017/2018, the City of La Quinta removed the existing skate park at Fritz Burns Park and created two additional, full-sized tennis courts. One existing tennis court was converted into four pickleball courts. The remaining five existing tennis courts were resurfaced and restriped to match the newly constructed courts. The surrounding sidewalks and fencing were also modified to match the new installation. The small parking lot in the southeast corner of Fritz Burns Park, previously adjacent to the skate park, was converted into a new skating facility. Additionally, the City added fenced dog facilities. *This project is complete.*



Project No. 201703: CITY HALL MISCELLANEOUS INTERIOR ADA IMPROVEMENTS

In Fiscal Year 2017/2018, the City of La Quinta was awarded \$107,285 in CDBG Funds by the County of Riverside Economic Development Agency (EDA). The improvement areas considered for these funds included the interior lobby and staff restrooms at City Hall. The renovation work included the removal or adjustment of all non-ADA compliant fixtures and features, and the adjustment or new installation of all existing ADA compliant fixtures and features. Such fixtures and features included tiling, correcting floor slopes, plumbing (shower renovations, ADA compliant faucets, toilets, and other wall-mounted mechanisms/dispensers), painting, partitions, and countertops. This project is currently under construction and has an anticipated completion date of April 2018.

Project No. 201705: LA QUINTA HIGH SCHOOL ADA IMPROVEMENTS

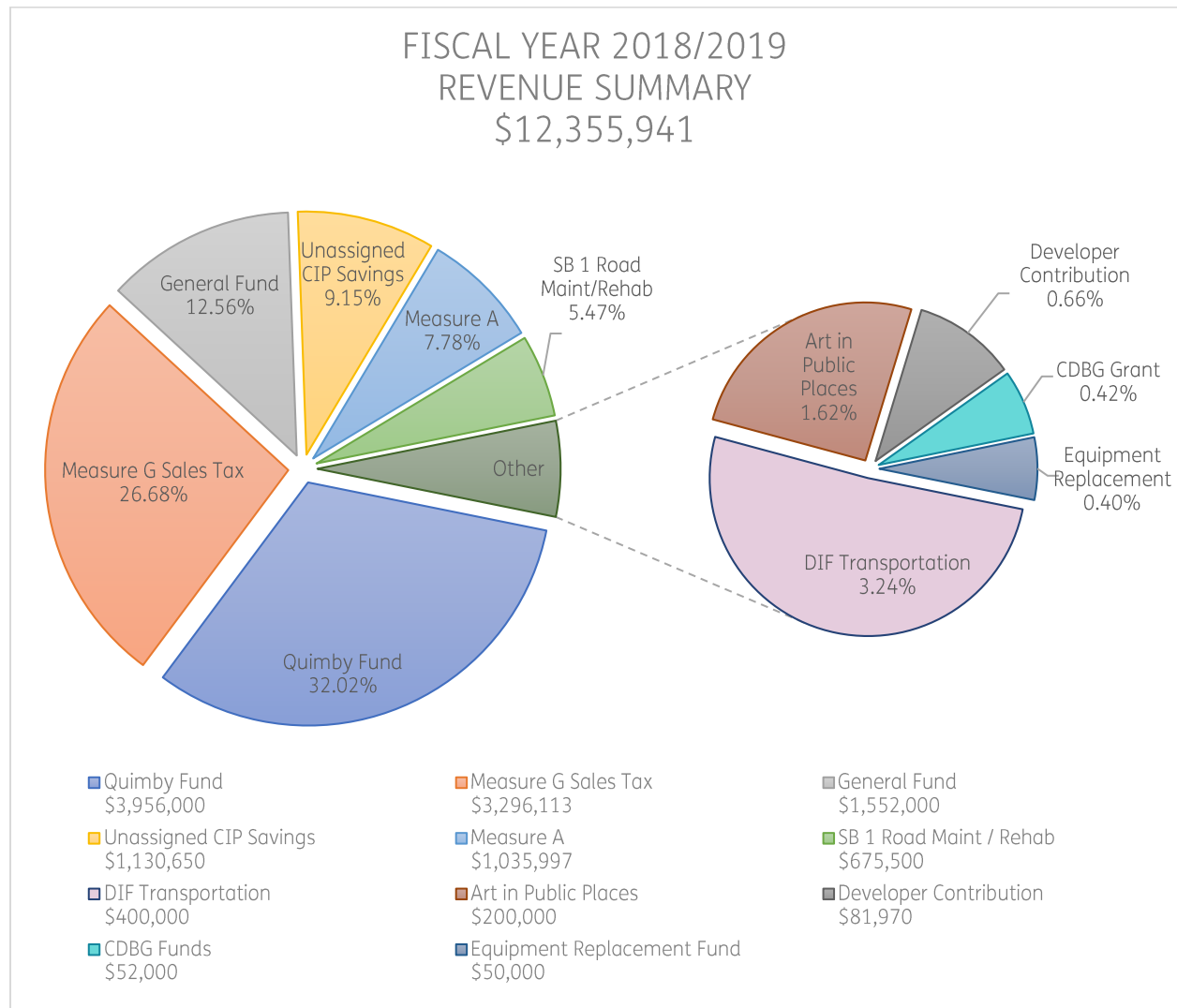
In October 2017, the city of La Quinta was awarded \$109,500 from Riverside County Transportation Commission (RCTC) under SB821 Bicycle and Pedestrian Facilities Program. These funds were used in conjunction with the City of La Quinta annual recurring programs: 1718 ADA – ADA Accessible Ramps in Various Locations and 1718 STI – Sidewalks in Various Locations, to construct two new accessible curb ramps and one driveway at the intersection of Adams Street and Blackhawk Way. These improvements are intended to provide more safety and greater accessibility to all pedestrians going to and from La Quinta Park and/or La Quinta High School. This project is in the Design Phase and it is anticipated that these improvements will be constructed Summer 2018.

Project No. 201706: JEFFERSON STREET SIDEWALK GAP CLOSURE

In December 2017, the city of La Quinta was awarded \$90,000 from Riverside County Transportation Commission (RCTC) under SB821 Bicycle and Pedestrian Facilities Program. These funds were used in conjunction with the City of La Quinta annual recurring programs: 1718 ADA – ADA Accessible Ramps in Various Locations and 1718 STI – Sidewalks in Various Locations, to construct two new accessible curb ramps and complete the sidewalk gap along Jefferson Street between Avenue 50 and Derek Alan Drive. The aforementioned improvements will be constructed behind the existing curb and gutter. These improvements are intended to provide more safety and greater accessibility to residents and pedestrians, allowing them to easily access the crosswalk at the intersection of Jefferson Street at Avenue 50. This project is in the Design Phase and it is anticipated that these improvements will be constructed Summer 2018.

All 2017/2018 projects are either complete, currently in the design or construction stages, or will have contracts awarded by the end of the fiscal year (additional detail regarding the status of each project is provided within the Project Status Section).

The Capital Improvement Program anticipates a “Capital Budget” in the amount of \$12,430,230 for the Fiscal Year 2018/2019. The following chart represents the revenue sources, and the total expected need from each source, proposed for Fiscal Year 2018/2019:



The Quimby Fund (32.02%) and the Measure G Sales Tax (26.68%) will be used to fund approximately 59% of the upcoming Fiscal Year’s projects; this allows the City to maintain a reserve of funds in the General Fund Operating Account.

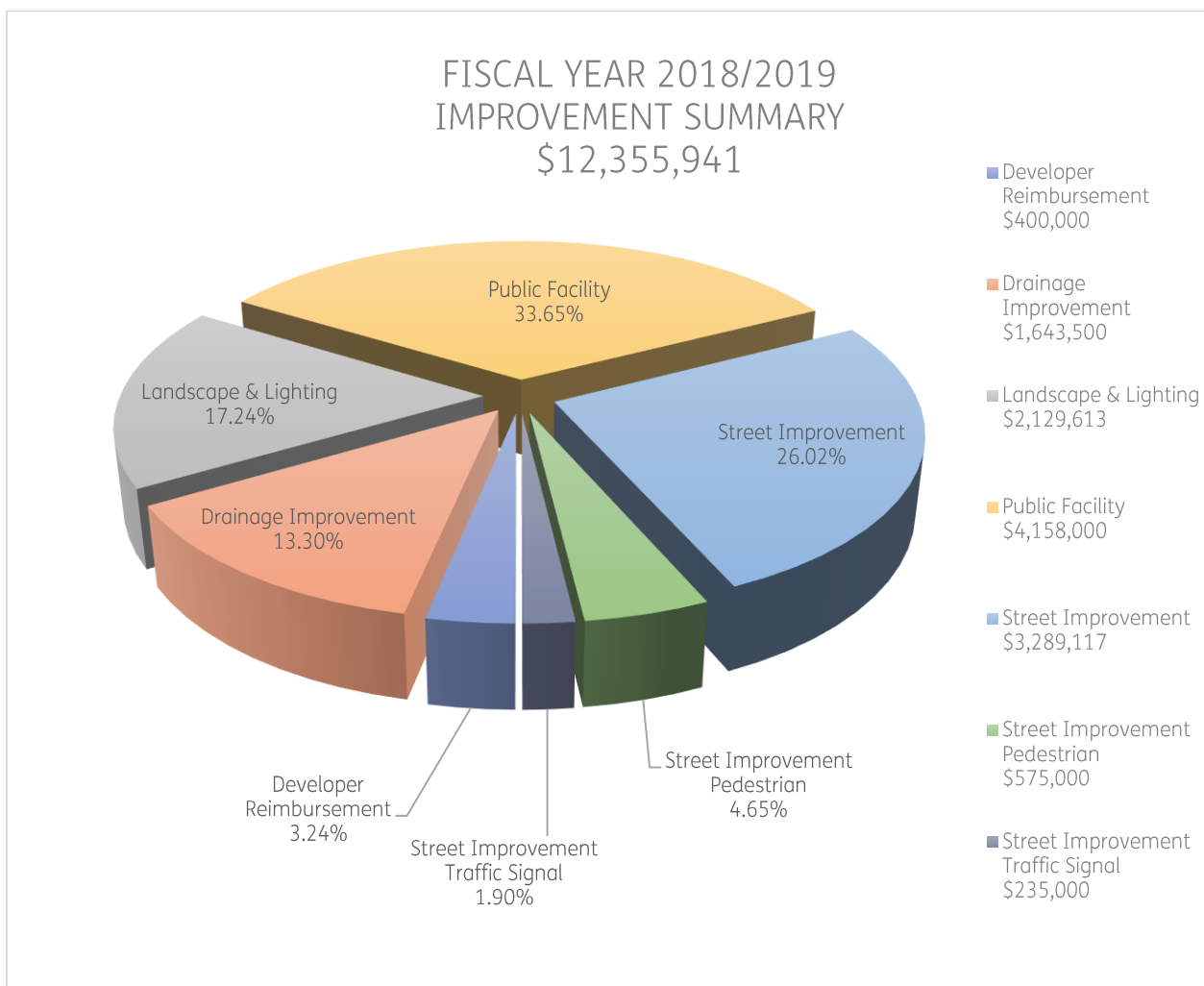
The Quimby funded projects include Project No. 201608 SilverRock Events Center (\$3,500,000) and Project No. 201801 Cove Public Restroom (\$456,000), for a total of \$4,918,298 of Quimby Funds. The Measure G Sales Tax funded projects include Project No. 201512 Citywide Drainage Enhancements (\$1,166,500) and Project No. 201603 La Quinta Landscape Renovation Improvement (\$2,129,613), for a total of \$3,296,113 of Measure G Sales Tax Funds.

A complete table detailing the revenue source(s) for each project may be found in the Revenue Summary Table under Section 3, “5 – Year CIP Summaries,” of this book.

From the specified revenue sources, the Capital Improvement Program for Fiscal Years 2018/2019 through 2022/2023 creates a listing of projects based on fiscal year priority and type of improvement. The fiscal year of each scheduled project is dependent upon the availability of specific funding sources, operation and program needs, and prior City Council policy. Projects on these listings may include improvements such as:

- Bridge Construction
- Street Maintenance
- Traffic Signals
- Drainage
- Landscape and Lighting
- Parks
- City Facilities

Based on the proposed Capital Budget, the types of improvements for Fiscal Year 2018/2019 are as follows:



Public facility projects (33.65%) and street improvement projects (26.02%) will be among the City’s main priorities for the upcoming fiscal year as they are a combined 60% of the listed projects. The City will also continue to focus on landscaping and lighting improvements, converting existing parkways and medians to water efficient landscaping. Each capital improvement project is described in brief detail on independent data sheets and includes a description of the project, the project location, a breakdown of the estimated project cost, proposed revenue sources, and an estimate of the annual maintenance and operation costs associated with the capital improvement.

There are fourteen projects included within the Fiscal Year 2018/2019. These projects are summarized in Table 1.

Table 1 Fiscal Year 2018/2019 Summary

Project No.	Project Description	Funding Source(s)	Funding Amount	Total Cost
1819ADA	ADA Accessible Ramps – Various Locations	General Fund	\$20,000	\$20,000
1819CPM	Citywide Preventative Maintenance Plan Improvements	Equipment Replacement Fund	\$50,000	\$50,000
1819PMP	Pavement Management Plan Street Improvements	General Fund	\$1,000,000	\$1,000,000
1819STI	Sidewalks – Various Locations	General Fund	\$55,000	\$55,000
1819TMI	Citywide Traffic Signal Maintenance Improvements	Measure A	\$235,000	\$235,000
201503	La Quinta Village Complete Streets – A Road Diet Project	Art in Public Places SB 1 Road Maint/Rehab	\$95,000 \$318,000	\$413,000
201512	Citywide Drainage Enhancements	General Fund Measure G Sales Tax	\$477,000 \$1,166,500	\$1,643,500
201603	La Quinta Landscape Renovation Improvement	Measure G Sales Tax	\$2,129,613	\$2,129,613
201608	SilverRock Events Center	Art in Public Places Quimby Fund	\$100,000 \$3,500,000	\$3,600,000
201702	Developer Reimbursement for DIF Eligible Improvements	DIF Transportation	\$400,000	\$400,000
201709	Jefferson Street at Avenue 53 Roundabout	Unassigned CIP Savings Art in Public Places SB 1 Road Maint/Rehab Measure A Developer Contribution	\$630,650 \$5,000 \$357,500 \$726,708 \$81,970	\$1,801,828
201801	Cove Public Restroom	Quimby Fund	\$456,000	\$456,000
201802	ADA Parking Lot Improvements at City Hall	CDBG Funds	\$52,000	\$52,000
201803	Highway 111 Sidewalk Improvements	Unassigned CIP Savings	\$500,000	\$500,000
Total Capital Budget Fiscal Year 2018/2019:			\$12,355,941	

The following brief summaries highlight a few carryover projects which will be continued through Fiscal Year 2018/2019 and the anticipated new projects. The individual data sheets detailing each project may be found under Section 4 of this book.

Projects 1819STI and 1819ADA (previously listed as Projects 199702 and 199703) are recurring as part of a long-term plan to fill missing sidewalk links and to install new or upgrade existing ADA accessible ramps to comply with the ever-evolving ADA standards.

Projects 1819PMP, 1819TMI, and 1819CPM (previously listed as Projects 201207, 201307, and 201313) are annually recurring projects which focus on preventative facility, street, and traffic signal maintenance.

Project No. 1718 PMP / 1819 PMP: PAVEMENT MANAGEMENT PLAN

The City of La Quinta has established a 5-Year Pavement Management Plan. However, due to an anticipated water line being installed within the zone limits of the planned 1718 PMP, the City proceeded to design the 1819 PMP one year ahead of schedule. Upon the completion of the installation, the City will design and complete the 1718 PMP (grind and overlay of Washington Street from Sagebrush Avenue to Calle Tampico) during the Fiscal Year 2018/2019.

Project No. 201503: LA QUINTA VILLAGE COMPLETE STREETS – A ROAD DIET PROJECT

In Fiscal Year 2016/2017, the City of La Quinta was awarded an ATP Cycle 3 Grant for “La Quinta Village Complete Streets – A Road Diet Project” (Project No. 201503) in the amount of \$7,313,000. The environmental documents have been approved, and the Design and Engineering Phases are currently underway. It is anticipated that right-of-way acquisition will be completed during Fiscal Year 2018/2019. It is also expected that construction will begin during Fiscal Year 2019/2020, at which time the Federal ATP Grants Funds will become available. This proposed project will include the construction of five new round-a-bouts in La Quinta Village where pedestrian, bicycle, golf cart, and automobile traffic exists. These round-a-bouts will help to accommodate non-vehicular traffic. A preview of the anticipated layout can be seen in the exhibit below.



Project No. 201603: LA QUINTA LANDSCAPE RENOVATIONS IMPROVEMENTS

In accordance with the approved landscape renovation plan, improvements for Fiscal Year 2018/2019 will include the frontages of La Quinta Vistas, La Quinta Highlands, and Rancho Ocotillo. These conversions will be similar to those previously completed (La Quinta Acacia, Del Oro, and Miles Avenue Median).


Project No. 201702: DEVELOPER REIMBURSEMENT FOR DIF ELIGIBLE IMPROVEMENTS

There are eleven developer completed projects currently identified with City Council Approved Developer Reimbursement Agreements (DRA). However, in accordance with the signed agreements, only nine developers submitted the required documentation to the City, and were considered “responsive.” The remaining two developers were considered “non-responsive” (i.e. failure to submit project documentation) and have not been included in the approved repayment plan*. The cost associated with the nine responsive developers total \$4,539,723; the cost associated with the two non-responsive developers total \$650,794. All repayments shall be paid for out of the DIF Transportation funds. The CIP allocates \$400,000 per year, for the next five fiscal years, for a total of \$2,000,000. Up to date, \$400,000 total has been repaid, per the repayment schedule. It is anticipated that the full \$4,539,723 will be repaid by Fiscal Year 2028/2029.

*The complete repayment schedule is presented under the “Developer Reimbursement Agreement” section of this document. Additionally, individual data sheets with project specific details have been provided for each DRA under the same tab. These details include a brief project description, project location, and the anticipated year of agreement fulfillment.

Project No. 201709: JEFFERSON STREET AT AVENUE 53 ROUNDABOUT

SilverRock Resort is an expanding, destination location in the City of La Quinta. SilverRock Way, the main street through the future resort area, currently dead ends at the clubhouse, located off of Avenue 52. However, Project No. 201709 is working in conjunction with Project No. 201417 “SilverRock Way Street Improvements” which will extend SilverRock Way from Avenue 52 to Jefferson Street. It is expected that upon the completion of this segment, daily traffic in this area may increase. In order to alleviate this traffic, the City of La Quinta is proposing the addition of a round-a-bout at Jefferson Street and Avenue 53; this will also provide a smooth transition into the existing round-a-bout at Jefferson Street and Avenue 52. This project is in the Design Phase and it is anticipated that the Final Design will be accepted Winter 2018.



Project No. 201801: COVE PUBLIC RESTROOM

The City will furnish a pre-fabricated restroom in the Cove at the trailhead for public use. This project will be funded using the Quimby Fund. Similar restrooms have been installed at Colonel Mitchell Paige School and the La Quinta Park (pictured below).



Fiscal Year 2019/2020 proposes \$31,836,492 in capital improvement projects. There are thirteen projects identified for this fiscal year. These projects are summarized in Table 2.

Table 2 Fiscal Year 2019/2020 Summary

Project No.	Project Description	Funding Source(s)	Funding Amount	Total Cost
1920ADA	ADA Accessible Ramps – Various Locations	General Fund	\$20,000	\$20,000
1920CPM	Citywide Preventative Maintenance Plan Improvements	Equipment Replacement Fund	\$50,000	\$50,000
1920PMP	Pavement Management Plan Street Improvements	General Fund	\$1,000,000	\$1,000,000
1920STI	Sidewalks – Various Locations	General Fund	\$55,000	\$55,000
1920TMI	Citywide Traffic Signal Maintenance Improvements	Measure A	\$235,000	\$235,000
201503	La Quinta Village Complete Streets – A Road Diet Project	SB 1 Road Maint/Rehab Measure A Federal ATP Grant	\$689,010 \$110,990 \$7,313,100	\$8,113,100
201512	Citywide Drainage Enhancements	General Fund	\$477,000	\$477,000

201603	La Quinta Landscape Renovation Improvement	Measure G Sales Tax	\$3,859,103	\$3,859,103
201702	Developer Reimbursement for DIF Eligible Improvements	DIF Transportation	\$400,000	\$400,000
201709	Jefferson Street at Avenue 53 Roundabout	Measure A	\$74,289	\$74,289
201901	Monroe Street Pavement Rehabilitation (Avenue 52 to Avenue 53; and Near Avenue 61)	Measure A	\$941,000	\$941,000
201902	Avenue 50 Bridge Spanning the Evacuation Channel	DIF Transportation CVAG/ Federal HBP	\$976,750 \$15,372,250	\$16,349,000
201903	La Quinta Skate Park Conversion to Other Activity Amenity	Quimby Fund	\$263,000	\$263,000
Total Capital Budget Fiscal Year 2019/2020:				\$31,836,492

Fiscal Year 2020/2021 proposes \$7,801,146 in capital improvement projects. There are thirteen projects identified for this fiscal year. These projects are summarized in Table 3.

Table 3 Fiscal Year 2020/2021 Summary

Project No.	Project Description	Funding Source(s)	Funding Amount	Total Cost
2021ADA	ADA Accessible Ramps – Various Locations	General Fund	\$20,000	\$20,000
2021CPM	Citywide Preventative Maintenance Plan Improvements	Equipment Replacement Fund	\$50,000	\$50,000
2021PMP	Pavement Management Plan Street Improvements	General Fund	\$1,000,000	\$1,000,000
2021STI	Sidewalks – Various Locations	General Fund	\$55,000	\$55,000
2021TMI	Citywide Traffic Signal Maintenance Improvements	Measure A	\$235,000	\$235,000
201512	Citywide Drainage Enhancements	General Fund	\$477,000	\$477,000
201603	La Quinta Landscape Renovation Improvement	Measure G Sales Tax	\$1,408,356	\$1,408,356
201702	Developer Reimbursement for DIF Eligible Improvements	DIF Transportation	\$400,000	\$400,000
202001	Washington Street at Washington Park (Left Turn Lane)	Measure A	\$258,000	\$258,000
202002	Dune Palms Road at Corporate Center Drive (New Traffic Signal)	Measure A	\$430,000	\$430,000
202003	Washington Street at Miles Avenue (Dual Left Turn Lanes)	Measure A City of Indian Wells	\$382,500 \$382,500	\$765,000
202004	Corporate Yard Phase II	Measure G Sales Tax	\$2,000,000	\$2,000,000
202005	Highway 111 at La Quinta Center Drive (Dual Left Turn Lanes)	SB 1 Road Maint/Rehab	\$702,790	\$702,790
Total Capital Budget Fiscal Year 2020/2021:				\$7,801,146

Fiscal Year 2021/2022 proposes \$5,309,846 in capital improvement projects. There are twelve projects identified for this fiscal year. These projects are summarized in Table 4.

Table 4 Fiscal Year 2021/2022 Summary

Project No.	Project Description	Funding Source(s)	Funding Amount	Total Cost
2122ADA	ADA Accessible Ramps – Various Locations	General Fund	\$20,000	\$20,000
2122CPM	Citywide Preventative Maintenance Plan Improvements	Equipment Replacement Fund	\$50,000	\$50,000
2122PMP	Pavement Management Plan Street Improvements	General Fund	\$1,000,000	\$1,000,000
2122STI	Sidewalks – Various Locations	General Fund	\$55,000	\$55,000
2122TMI	Citywide Traffic Signal Maintenance Improvements	Measure A	\$235,000	\$235,000
201512	Citywide Drainage Enhancements	General Fund	\$477,000	\$477,000
201702	Developer Reimbursement for DIF Eligible Improvements	DIF Transportation	\$400,000	\$400,000
202101	Jefferson Street at Quarry Lane Mini-Roundabout	Measure A	\$846,000	\$846,000
202102	Caleo Bay at Avenue 47 (New Traffic Signal)	DIF Transportation	\$430,000	\$430,000
202103	Washington Street at Lake La Quinta Drive (New Traffic Signal)	DIF Transportation	\$430,000	\$430,000
202104	Highway 111 at Simon Drive (Dual Left Turn Lanes)	Measure A	\$650,000	\$650,000
202105	Dune Palms Road Pavement Rehabilitation (Fred Waring Drive to Miles Avenue)	SB 1 Road Maint/Rehab	\$716,846	\$716,846
Total Capital Budget Fiscal Year 2021/2022:			\$5,309,846	

Fiscal Year 2022/2023 proposes \$4,408,896 in capital improvement projects. There are nine projects identified for this fiscal year. These projects are summarized in Table 5.

Table 5 Fiscal Year 2022/2023 Summary

Project No.	Project Description	Funding Source(s)	Funding Amount	Total Cost
2223ADA	ADA Accessible Ramps – Various Locations	General Fund	\$20,000	\$20,000
2223CPM	Citywide Preventative Maintenance Plan Improvements	Equipment Replacement Fund	\$50,000	\$50,000
2223PMP	Pavement Management Plan Street Improvements	General Fund	\$1,000,000	\$1,000,000

2223STI	Sidewalks – Various Locations	General Fund	\$55,000	\$55,000
2223TMI	Citywide Traffic Signal Maintenance Improvements	Measure A	\$235,000	\$235,000
201512	Citywide Drainage Enhancements	General Fund	\$477,000	\$477,000
201702	Developer Reimbursement for DIF Eligible Improvements	DIF Transportation	\$400,000	\$400,000
202201	Fred Waring Drive Pavement Rehabilitation (Washington Street to Palm Royale Drive)	SB 1 Road Maint/Rehab	\$730,896	\$730,896
202202	Avenue 58 Pavement Rehabilitation (Jefferson Street to Madison Street)	Measure A	\$1,441,000	\$1,441,000
Total Capital Budget Fiscal Year 2021/2022:			\$4,408,896	

There are fifty (50) unfunded projects identified under the current Capital Improvement Program Additional Projects list that are not scheduled for funding within the next five years. The costs associated with the implementation of these projects are estimated at \$86,864,910.

Please refer to the detail sheets located under the Additional Projects tab for project specific information regarding these unfunded needs.



CITY OF LA QUINTA
CAPITAL IMPROVEMENT PROGRAM
FISCAL YEAR 2018/2019 THROUGH 2022/2023

PROJECT STATUS REPORT

[Return to Table of Contents](#)

Project Number	Project Title	Project Description / Status
1819 ADA	ADA Accessible Ramps - Various Locations	Recurring Annual Program. The funds for Fiscal Year 2017/2018 were allocated to ADA Accessible Ramps at Black Hawk Way (201705) and Jefferson Street (201706). These projects are currently in the design phase.
1819 CPM	Citywide Preventative Maintenance Plan Improvements	Recurring Annual Program. The funds for Fiscal Year 2017/2018 were allocated to project 201703 "City Hall Miscellaneous Interior ADA Improvements." This project is under construction.
1819 PMP	Pavement Management Plan Street Improvements	Recurring Annual Program. Fiscal Year 2016/2017 Phase II (Avenida Montezuma and Desert Club Estates) and Phase III (City-Wide Re-striping) are complete. Fiscal Year 2017/2018 is in the design phase.
1819 STI	Sidewalks - Various Locations	Recurring Annual Program. The funds for Fiscal Year 2017/2018 were allocated to sidewalk improvements along Black Hawk Way (201705) and Jefferson Street (201706). These projects are currently in the design phase.
1819TMI	Citywide Traffic Signal Maintenance Improvements	Recurring Annual Program. Fiscal Year 2017/2018 projects are complete.
200902	Madison Street Widening (Avenue 50 to Avenue 52)	The City of Indio is the lead Agency for this project. Phase II has been completed, and the bid opening for Phase III is expected in April 2018. Construction for Phase III is anticipated to begin June 2018 and to be complete January 2019.
200904	Dune Palms Road Widening (Whitewater River to Blackhawk Way)	This project is currently in the Right-of-Way and Final Design Phases; Construction is anticipated to begin November 2018, and to be complete May 2019.
201105	Dune Palms Road Bridge Spanning the Whitewater River	The environmental documents (NEPA and CEQA) have been approved. This project is currently in the Right-of-Way and Final Design Phases. Construction is anticipated to begin Winter 2019.
201412 / 201506	Point Happy Storm Drain Outlet Structure / Roudel Drainage Improvement	Project complete.
201417	SilverRock Way Street Improvements	Engineering/Design phase is underway.
201502	Miles Avenue Median Island Landscape Improvements	Project complete.
201503	La Quinta Village Complete Streets - A Road Diet Project	The environmental documents for this project have been completed; Engineering and Right-of-Way Phases are underway. Construction is anticipated to begin mid-2019.
201508	Park and Facility Security Systems	On-hold; Pending City Hall internal security system.
201509	La Quinta 'X' Park	On-hold; Pending the completion of 200904 - Dune Palms Road Widening.
201512	Citywide Drainage Enhancements	Eisenhower Drive Retention Basin: Engineering is underway. Washington Street: Preliminary Engineering is underway. Calle Tampico: Phase I Engineering is underway.
201601	HSIP Intersection Improvements	The City has received authorization for construction. It is anticipated that the project will go out to bid April 2018 and construction will begin Summer 2018.
201602	HSIP Signal Interconnect	This project is in the Final Design Phase; Construction is anticipated to begin Winter 2018.
201603	La Quinta Landscape Renovation Improvements	Fiscal Year 2017/2018, La Quinta Acacia (201603B) is complete. Construction is anticipated to begin Summer 2018 for 201603C - Quinterra and Adams Park Basin.

Project Number	Project Title	Project Description / Status
201604	Fritz Burns Park - Tennis and Pickleball Court Conversion	Project complete.
201606	Civic Center Lake and Irrigation Conversion	Final design pending; The City is maintaining continued coordination with CVWD and the L4 Extension.
201607	SilverRock Resort Bighorn Sheep Temporary Fence Rental	Project complete.
201608	SilverRock Events Center	This is a three-phase project with the first phase focusing on the infrastructure, 17 acre grassed art-walk, a central water feature, restrooms, and parking. Design for Phase I is underway.
201702	Developer Reimbursement for DIF Eligible Improvements	A repayment schedule has been approved by the City and reimbursements have begun to be issued to responsive developers (See DRA sections for further information).
201703	City Hall Miscellaneous Interior ADA Improvements	Construction is underway; Anticipated completion is April 2018.
201705	La Quinta High School ADA Improvements	This project is currently in the design phase; Construction is anticipated to begin Summer 2018
201706	Jefferson Street Sidewalk Gap Closure	This project is currently in the design phase; Construction is anticipated to begin Summer 2018
201709	Jefferson Street at Avenue 53 Roundabout	This project is currently in the engineering/design phase.



CITY OF LA QUINTA
CAPITAL IMPROVEMENT PROGRAM
FISCAL YEAR 2018/2019 THROUGH 2022/2023

REVENUE SUMMARY

[Return to Table of Contents](#)

**CITY OF LA QUINTA
CAPITAL IMPROVEMENT PROGRAM
REVENUE SUMMARY**

Project #	Project Description	General Fund Operating	Unassigned CIP General Fund Savings	Art in Public Places (APP)	Measure G Sales Tax	SB 1 Road Maint/Rehab	Quimby Funds	DIF Transportation	Measure A	Other Revenue	Other Revenue Source	Total
2018/2019												
1819ADA	ADA Accessible Ramps - Various Locations	20,000										20,000
1819CPM	Citywide Preventative Maintenance Plan Improvements									50,000	Equip Replacement Fund	50,000
1819PMP	Pavement Management Plan Street Improvements	1,000,000										1,000,000
1819STI	Sidewalks - Various Locations	55,000										55,000
1819TMI	Citywide Traffic Signal Maintenance Improvements								235,000			235,000
201503	La Quinta Village Complete Streets - A Road Diet Project			95,000		318,000						413,000
201512	Citywide Drainage Enhancements	477,000			1,166,500							1,643,500
201603	La Quinta Landscape Renovation Improvement				2,129,613							2,129,613
201608	SilverRock Events Center			100,000			3,500,000					3,600,000
201702	Developer Reimbursement for DIF Eligible Improvements							400,000				400,000
201709	Jefferson Street at Avenue 53 Roundabout		630,650	5,000		357,500			726,708	81,970	Developer Contribution	1,801,828
201801	Cove Public Restroom						456,000					456,000
201802	ADA Parking Lot Improvements at City Hall									52,000	CDBG Funds	52,000
201803	Highway 111 Sidewalk Improvements		500,000									500,000
FY 2018/2019 SUBTOTAL:		1,552,000	1,130,650	200,000	3,296,113	675,500	3,956,000	400,000	961,708	183,970		12,355,941
2019/2020												
1920ADA	ADA Accessible Ramps - Various Locations	20,000										20,000
1920CPM	Citywide Preventative Maintenance Plan Improvements									50,000	Equip Replacement Fund	50,000
1920PMP	Pavement Management Plan Street Improvements	1,000,000										1,000,000
1920STI	Sidewalks - Various Locations	55,000										55,000
1920TMI	Citywide Traffic Signal Maintenance Improvements								235,000			235,000
201503	La Quinta Village Complete Streets - A Road Diet Project					689,010			110,990	7,313,100	Federal ATP Grant	8,113,100
201512	Citywide Drainage Enhancements	477,000										477,000
201603	La Quinta Landscape Renovation Improvement				3,859,103							3,859,103
201702	Developer Reimbursement for DIF Eligible Improvements							400,000				400,000
201709	Jefferson Street at Avenue 53 Roundabout								74,289			74,289
201901	Monroe Street Pavement Rehabilitation (Avenue 52 to Avenue 53; and Near Ave 61)								941,000			941,000
201902	Avenue 50 Bridge Spanning the Evacuation Channel							976,750		15,372,250	CVAG/Federal HBP	16,349,000
201903	La Quinta Skate Park Conversion to Other Activity Amenity						263,000					263,000
FY 2019/2020 SUBTOTAL:		1,552,000	0	0	3,859,103	689,010	263,000	1,376,750	1,361,279	22,735,350		31,836,492
2020/2021												
2021ADA	ADA Accessible Ramps - Various Locations	20,000										20,000
2021CPM	Citywide Preventative Maintenance Plan Improvements									50,000	Equip Replacement Fund	50,000
2021PMP	Pavement Management Plan Street Improvements	1,000,000										1,000,000
2021STI	Sidewalks - Various Locations	55,000										55,000
2021TMI	Citywide Traffic Signal Maintenance Improvements								235,000			235,000
201512	Citywide Drainage Enhancements	477,000										477,000
201603	La Quinta Landscape Renovation Improvement				1,408,356							1,408,356
201702	Developer Reimbursement for DIF Eligible Improvements							400,000				400,000
202001	Washington Street at Washington Park (Left Turn Lane)								258,000			258,000
202002	Dune Palms Road at Corporate Center Drive (New Traffic Signal)								430,000			430,000
202003	Washington Street at Miles Avenue (Dual Left Turn Lanes)								382,500	382,500	City of Indian Wells	765,000
202004	Corporate Yard Phase II				2,000,000							2,000,000
202005	Highway 111 at La Quinta Center Drive (Dual Left Turn Lanes)					702,790						702,790
FY 2020/2021 SUBTOTAL:		1,552,000	0	0	3,408,356	702,790	0	400,000	1,305,500	432,500		7,801,146

Project #	Project Description	General Fund Operating	Unassigned CIP General Fund Savings	Art in Public Places (APP)	Measure G Sales Tax	SB 1 Road Maint/Rehab	Quimby Funds	DIF Transportation	Measure A	Other Revenue	Other Revenue Source	Total
2021/2022												
2122ADA	ADA Accessible Ramps - Various Locations	20,000										20,000
2122CPM	Citywide Preventative Maintenance Plan Improvements									50,000	Equip Replacement Fund	50,000
2122PMP	Pavement Management Plan Street Improvements	1,000,000										1,000,000
2122STI	Sidewalks - Various Locations	55,000										55,000
2122TMI	Citywide Traffic Signal Maintenance Improvements								235,000			235,000
201512	Citywide Drainage Enhancements	477,000										477,000
201702	Developer Reimbursement for DIF Eligible Improvements							400,000				400,000
202101	Jefferson Street at Quarry Lane Mini-Roundabout								846,000			846,000
202102	Caleo Bay at Avenue 47 (New Traffic Signal)							430,000				430,000
202103	Washington Street at Lake La Quinta Drive (New Traffic Signal)							430,000				430,000
202104	Highway 111 at Simon Drive (Dual Left Turn Lanes)								650,000			650,000
202105	Dune Palms Road Pavement Rehabilitation (Fred Waring Drive to Miles Avenue)					716,846						716,846
FY 2021/2022 SUBTOTAL:		1,552,000	0	0	0	716,846	0	1,260,000	1,731,000	50,000		5,309,846
2022/2023												
2223ADA	ADA Accessible Ramps - Various Locations	20,000										20,000
2223CPM	Citywide Preventative Maintenance Plan Improvements									50,000	Equip Replacement Fund	50,000
2223PMP	Pavement Management Plan Street Improvements	1,000,000										1,000,000
2223STI	Sidewalks - Various Locations	55,000										55,000
2223TMI	Citywide Traffic Signal Maintenance Improvements								235,000			235,000
201512	Citywide Drainage Enhancements	477,000										477,000
201702	Developer Reimbursement for DIF Eligible Improvements							400,000				400,000
202201	Fred Waring Drive Pavement Rehabilitation (Washington Street to Palm Royale Drive)					730,896						730,896
202202	Avenue 58 Pavement Rehabilitation (Jefferson Street to Madison Street)								1,441,000			1,441,000
FY 2022/2023 SUBTOTAL:		1,552,000	0	0	0	730,896	0	400,000	1,676,000	50,000		4,408,896
TOTAL FISCAL YEARS 2018/19 THROUGH 2022/23:		7,760,000	1,130,650	200,000	10,563,572	3,515,042	4,219,000	3,836,750	7,035,487	23,451,820		61,712,321



CITY OF LA QUINTA
CAPITAL IMPROVEMENT PROGRAM
FISCAL YEAR 2018/2019 THROUGH 2022/2023

EXPENDITURE SUMMARY

[Return to Table of Contents](#)

**CITY OF LA QUINTA
CAPITAL IMPROVEMENT PROGRAM
EXPENDITURE SUMMARY**

Project #	Project Description	Administration	Engineering	Construction	Inspection	Professional	Contingency	Other	Other Revenue Source	Total
2018/2019										
1819ADA	ADA Accessible Ramps - Various Locations	282	1,411	14,109	1,376	1,411	1,411			20,000
1819CPM	Citywide Preventative Maintenance Plan Improvements	1,793	3,586	35,861	3,496	718	4,546			50,000
1819PMP	Pavement Management Plan Street Improvements	25,000	40,000	742,500	97,500	20,000	75,000			1,000,000
1819STI	Sidewalks - Various Locations	777	3,880	38,800	3,783	3,880	3,880			55,000
1819TMI	Citywide Traffic Signal Maintenance Improvements	1,000		232,000	2,000					235,000
201503	La Quinta Village Complete Streets - A Road Diet Project			95,000				318,000	Right-of-way Acquisition	413,000
201512	Citywide Drainage Enhancements	12,900	25,798	257,977	25,153	19,992	135,180	1,166,500	Land Purchase	1,643,500
201603	La Quinta Landscape Renovation Improvement	73,057	146,114	1,461,141	142,461	113,238	193,601			2,129,613
201608	SilverRock Events Center	50,039	250,193	2,501,931	243,938	193,900	360,000			3,600,000
201702	Developer Reimbursement for DIF Eligible Improvements							400,000	Developer Reimbursement	400,000
201709	Jefferson Street at Avenue 53 Roundabout	15,000	183,565	1,456,136	50,000	50,000	47,127			1,801,828
201801	Cove Public Restroom	14,000	33,000	273,000	27,000	22,000	37,000	50,000	Utility Allowance	456,000
201802	ADA Parking Lot Improvements at City Hall			52,000						52,000
201803	Highway 111 Sidewalk Improvements	16,981	33,962	339,623	33,113	26,321	50,000			500,000
FY 2018/2019 SUBTOTAL:		210,829	721,509	7,500,078	629,820	451,460	907,745	1,934,500		12,355,941
2019/2020										
1920ADA	ADA Accessible Ramps - Various Locations	282	1,411	14,109	1,376	1,411	1,411			20,000
1920CPM	Citywide Preventative Maintenance Plan Improvements	1,793	3,586	35,861	3,496	718	4,546			50,000
1920PMP	Pavement Management Plan Street Improvements	25,000	40,000	742,500	97,500	20,000	75,000			1,000,000
1920STI	Sidewalks - Various Locations	777	3,880	38,800	3,783	3,880	3,880			55,000
1920TMI	Citywide Traffic Signal Maintenance Improvements	1,000		232,000	2,000					235,000
201503	La Quinta Village Complete Streets - A Road Diet Project			5,691,615	954,000		1,467,485			8,113,100
201512	Citywide Drainage Enhancements	12,900	25,798	257,977	25,153	19,992	135,180			477,000
201603	La Quinta Landscape Renovation Improvement	132,388	264,776	2,647,755	258,156	205,201	350,828			3,859,103
201702	Developer Reimbursement for DIF Eligible Improvements							400,000	Developer Reimbursement	400,000
201709	Jefferson Street at Avenue 53 Roundabout			74,289						74,289
201901	Monroe Street Pavement Rehabilitation (Avenue 52 to Avenue 53; and Near Ave 61)	32,000	64,000	636,000	63,000	50,000	86,000	10,000	Geotechnical Report	941,000
201902	Avenue 50 Bridge Spanning the Evacuation Channel	420,000	2,000,000	8,429,000	1,232,000	655,000	2,108,000	1,505,000	Right-of-Way / Utility Relocation	16,349,000
201903	La Quinta Skate Park Conversion to Other Activity Amenity	8,932	17,864	178,642	17,418	13,845	26,300			263,000
FY 2019/2020 SUBTOTAL:		635,072	2,421,315	18,978,548	2,657,882	970,047	4,258,630	1,915,000		31,836,492
2020/2021										
2021ADA	ADA Accessible Ramps - Various Locations	282	1,411	14,109	1,376	1,411	1,411			20,000
2021CPM	Citywide Preventative Maintenance Plan Improvements	1,793	3,586	35,861	3,496	718	4,546			50,000
2021PMP	Pavement Management Plan Street Improvements	25,000	40,000	742,500	97,500	20,000	75,000			1,000,000
2021STI	Sidewalks - Various Locations	777	3,880	38,800	3,783	3,880	3,880			55,000
2021TMI	Citywide Traffic Signal Maintenance Improvements	1,000		232,000	2,000					235,000
201512	Citywide Drainage Enhancements	12,900	25,798	257,977	25,153	19,992	135,180			477,000
201603	La Quinta Landscape Renovation Improvement	48,314	96,628	966,282	94,212	74,887	128,032			1,408,356
201702	Developer Reimbursement for DIF Eligible Improvements							400,000	Developer Reimbursement	400,000
202001	Washington Street at Washington Park (Left Turn Lane)	8,851	17,702	177,015	17,259	13,719	23,455			258,000
202002	Dune Palms Road at Corporate Center Drive (New Traffic Signal)	9,000	30,000	300,000	29,000	23,000	39,000			430,000
202003	Washington Street at Miles Avenue (Dual Left Turn Lanes)	26,250	52,500	525,000	51,188	40,688	69,374			765,000
202004	Corporate Yard Phase II	34,965	139,860	1,398,601	136,364	108,392	181,818			2,000,000
202005	Highway 111 at La Quinta Center Drive (Dual Left Turn Lanes)	23,868	47,737	477,367	46,543	36,996	70,279			702,790
FY 2020/2021 SUBTOTAL:		193,000	459,102	5,165,512	507,874	343,683	731,975	400,000		7,801,146

Project #	Project Description	Administration	Engineering	Construction	Inspection	Professional	Contingency	Other	Other Revenue Source	Total
2021/2022										
2122ADA	ADA Accessible Ramps - Various Locations	282	1,411	14,109	1,376	1,411	1,411			20,000
2122CPM	Citywide Preventative Maintenance Plan Improvements	1,793	3,586	35,861	3,496	718	4,546			50,000
2122PMP	Pavement Management Plan Street Improvements	25,000	40,000	742,500	97,500	20,000	75,000			1,000,000
2122STI	Sidewalks - Various Locations	777	3,880	38,800	3,783	3,880	3,880			55,000
2122TMI	Citywide Traffic Signal Maintenance Improvements	1,000		232,000	2,000					235,000
201512	Citywide Drainage Enhancements	12,900	25,798	257,977	25,153	19,992	135,180			477,000
201702	Developer Reimbursement for DIF Eligible Improvements							400,000	Developer Reimbursement	400,000
202101	Jefferson Street at Quarry Lane Mini-Roundabout	29,000	60,000	580,000	56,000	44,000	77,000			846,000
202102	Caleo Bay at Avenue 47 (New Traffic Signal)	9,000	30,000	300,000	29,000	23,000	39,000			430,000
202103	Washington Street at Lake La Quinta Drive (New Traffic Signal)	9,000	30,000	300,000	29,000	23,000	39,000			430,000
202104	Highway 111 at Simon Drive (Dual Left Turn Lanes)	22,500	45,000	450,000	43,875	34,875	53,750			650,000
202105	Dune Palms Road Pavement Rehabilitation (Fred Waring Drive to Miles Avenue)	24,346	48,691	486,914	47,474	37,736	71,685			716,846
FY 2021/2022 SUBTOTAL:		135,598	288,366	3,438,161	338,657	208,612	500,452	400,000		5,309,846
2022/2023										
2223ADA	ADA Accessible Ramps - Various Locations	282	1,411	14,109	1,376	1,411	1,411			20,000
2223CPM	Citywide Preventative Maintenance Plan Improvements	1,793	3,586	35,861	3,496	718	4,546			50,000
2223PMP	Pavement Management Plan Street Improvements	25,000	40,000	742,500	97,500	20,000	75,000			1,000,000
2223STI	Sidewalks - Various Locations	777	3,880	38,800	3,783	3,880	3,880			55,000
2223TMI	Citywide Traffic Signal Maintenance Improvements	1,000		232,000	2,000					235,000
201512	Citywide Drainage Enhancements	12,900	25,798	257,977	25,153	19,992	135,180			477,000
201702	Developer Reimbursement for DIF Eligible Improvements							400,000	Developer Reimbursement	400,000
202201	Fred Waring Drive Pavement Rehabilitation (Washington Street to Palm Royale Drive)	24,823	49,646	496,458	48,405	38,475	73,090			730,896
202202	Avenue 58 Pavement Rehabilitation (Jefferson Street to Madison Street)	20,029	100,147	1,001,467	97,643	77,614	144,100			1,441,000
FY 2022/2023 SUBTOTAL:		86,604	224,468	2,819,172	279,356	162,090	437,207	400,000		4,408,896
SUBTOTAL FISCAL YEARS 2017/2018 THROUGH 2021/2022		1,261,103	4,114,760	37,901,471	4,413,589	2,135,892	6,836,009	5,049,500		61,712,321



CITY OF LA QUINTA
CAPITAL IMPROVEMENT PROGRAM
FISCAL YEAR 2018/2019 THROUGH 2022/2023

FISCAL YEAR 2018/2019

[Return to Table of Contents](#)

CITY OF LA QUINTA: CAPITAL IMPROVEMENT PROGRAM DETAIL

Project No.: 1819 ADA - ADA Accessible Ramps - Various Locations

Project Improvement Type: Street Improvement (Pedestrian)

Description

This annual project provides for the construction of ADA accessible ramps at various locations. The new ADA ramps are selected from the prioritized improvements recommended as part of the ADA Transition Plan Report.

Revenue Amounts Category	Carryover Appropriation	Balance A/O 04/17/2018	New Appropriation by Fiscal Year					New Appropriation	Total Appropriation
			2018/2019	2019/2020	2020/2021	2021/2022	2022/2023		
General Fund	3,828	691	20,000	20,000	20,000	20,000	20,000	100,000	103,828
Unassigned CIP GF Fund Savings								0	0
Art in Public Places (APP)								0	0
Measure G Sales Tax								0	0
SB 1 Road Maint / Rehab								0	0
Quimby Funds								0	0
DIF - Community Center								0	0
Infrastructure Fund								0	0
DIF - Transportation								0	0
DIF - Parks / Rec								0	0
Measure A								0	0
Other:								0	0
Revenue Amount Total	3,828	691	20,000	20,000	20,000	20,000	20,000	100,000	103,828

Expense Amounts Category	Carryover Appropriation	Balance A/O 04/17/2018	New Appropriation by Fiscal Year					New Appropriation	Total Appropriation
			2018/2019	2019/2020	2020/2021	2021/2022	2022/2023		
Administration			282	282	282	282	282	1,410	1,410
Engineering		-2,610	1,411	1,411	1,411	1,411	1,411	7,055	7,055
Construction			14,109	14,109	14,109	14,109	14,109	70,545	70,545
Inspection		-527	1,376	1,376	1,376	1,376	1,376	6,880	6,880
Professional			1,411	1,411	1,411	1,411	1,411	7,055	7,055
Contingency	3,828	3,828	1,411	1,411	1,411	1,411	1,411	7,055	10,883
Other:								0	0
Expense Amount Total	3,828	691	20,000	20,000	20,000	20,000	20,000	100,000	103,828

Project Status:			Percent Complete:		Additional Comments:	
			0%			It is not anticipated that these improvements will increase the operating costs over what is existing
			0%			
			0%			
			0%			
			0%			

Shading represents the current Fiscal Year. Printed: 9-May-18

CITY OF LA QUINTA: CAPITAL IMPROVEMENT PROGRAM DETAIL

Project No.: 1819 CPM - Citywide Preventative Maintenance Plan Improvements

Project Improvement Type: Public Facility

Description

Replacement of HVAC units at several older City owned facilities as part of the City's Preventative Maintenance Plan and Facilities Assessment. Many HVAC units are at/over their useful life. Newer systems are more energy efficient resulting in energy cost reductions in the General Fund.

Revenue Amounts			New Appropriation by Fiscal Year						New Appropriation	Total Appropriation
Category	Carryover Appropriation	Balance A/O 04/17/2018	2018/2019	2019/2020	2020/2021	2021/2022	2022/2023			
General Fund								0	0	
Unassigned CIP GF Fund Savings								0	0	
Art in Public Places (APP)								0	0	
Measure G Sales Tax								0	0	
SB 1 Road Maint / Rehab								0	0	
Quimby Funds								0	0	
DIF - Community Center								0	0	
Infrastructure Fund								0	0	
DIF - Transportation								0	0	
DIF - Parks / Rec								0	0	
Measure A								0	0	
Other: Equip. Replacement Fund	84,561	83,691	50,000	50,000	50,000	50,000	50,000	250,000	334,561	
Revenue Amount Total	84,561	83,691	50,000	50,000	50,000	50,000	50,000	250,000	334,561	

Expense Amounts			New Appropriation by Fiscal Year						New Appropriation	Total Appropriation
Category	Carryover Appropriation	Balance A/O 04/17/2018	2018/2019	2019/2020	2020/2021	2021/2022	2022/2023			
Administration	3,586	3,586	1,793	1,793	1,793	1,793	1,793	8,965	12,551	
Engineering	7,172	6,302	3,586	3,586	3,586	3,586	3,586	17,930	25,102	
Construction	56,283	56,283	35,861	35,861	35,861	35,861	35,861	179,305	235,588	
Inspection	3,496	3,496	3,496	3,496	3,496	3,496	3,496	17,480	20,976	
Professional	1,436	1,436	718	718	718	718	718	3,590	5,026	
Other: Contingency	9,092	9,092	4,546	4,546	4,546	4,546	4,546	22,730	31,822	
Other: Technical	3,496	3,496							3,496	
Expense Amount Total	84,561	83,691	50,000	50,000	50,000	50,000	50,000	250,000	334,561	

Project Status:		Percent Complete:	Additional Comments:
			This is an annually recurring program.

Shading represents the current Fiscal Year.

Printed:

9-May-18

CITY OF LA QUINTA: CAPITAL IMPROVEMENT PROGRAM DETAIL

Project No.: 1819 PMP - Pavement Management Plan Street Improvements

Project Improvement Type: Street Improvement

Description

The project will slurry seal, reconstruct, and/or restripe roadways within the City in accordance with the future recommendations developed by the Pavement Management Plan (PMP).

Category	Carryover Appropriation	Balance A/O 04/17/2018	New Appropriation by Fiscal Year					New Appropriation	Total Appropriation
			2018/2019	2019/2020	2020/2021	2021/2022	2022/2023		
General Fund	1,860,401	813,402	1,000,000	1,000,000	1,000,000	1,000,000	1,000,000	5,000,000	6,860,401
Unassigned CIP GF Fund Savings								0	0
Art in Public Places (APP)								0	0
Measure G Sales Tax								0	0
SB 1 Road Maint / Rehab								0	0
Quimby Funds								0	0
DIF - Community Center								0	0
Infrastructure Fund								0	0
DIF - Transportation								0	0
DIF - Parks / Rec								0	0
Measure A								0	0
Other: CVWD Reimbursement	32,000	17,068						0	32,000
Revenue Amount Total	1,892,401	830,470	1,000,000	1,000,000	1,000,000	1,000,000	1,000,000	5,000,000	6,892,401

Category	Carryover Appropriation	Balance A/O 04/17/2018	New Appropriation by Fiscal Year					New Appropriation	Total Appropriation
			2018/2019	2019/2020	2020/2021	2021/2022	2022/2023		
Administration	41,697	40,412	25,000	25,000	25,000	25,000	25,000	125,000	166,697
Engineering	745,079	745,079	40,000	40,000	40,000	40,000	40,000	200,000	945,079
Construction	742,500	-214,629	742,500	742,500	742,500	742,500	742,500	3,712,500	4,455,000
Inspection	0	-8,168	97,500	97,500	97,500	97,500	97,500	487,500	487,500
Professional	35,760	-9,085	20,000	20,000	20,000	20,000	20,000	100,000	135,760
Contingency	163,658	163,658	75,000	75,000	75,000	75,000	75,000	375,000	538,658
Other: Retention Payable	0	0						0	0
Other: Technical	163,707	113,204						0	163,707
Expense Amount Total	1,892,401	830,470	1,000,000	1,000,000	1,000,000	1,000,000	1,000,000	5,000,000	6,728,694

Project Status:		Percent Complete:	Additional Comments:
			It is not anticipated that these improvements will increase the operating costs over what is existing

Shading represents the current Fiscal Year.

Printed:

9-May-18

CITY OF LA QUINTA: CAPITAL IMPROVEMENT PROGRAM DETAIL

Project No.: 1819 STI - Sidewalks - Various Locations

Project Improvement Type: Street Improvement (Pedestrian)

Description

This annual project provides for the construction of sidewalks at various locations. The new sidewalk sections are selected from the prioritized improvements recommended as part of the ADA Transition Plan Report.

Revenue Amounts Category	Carryover Appropriation	Balance A/O 04/17/2018	New Appropriation by Fiscal Year					New Appropriation	Total Appropriation
			2018/2019	2019/2020	2020/2021	2021/2022	2022/2023		
General Fund	125,600	122,845	55,000	55,000	55,000	55,000	55,000	275,000	400,600
Unassigned CIP GF Fund Savings								0	0
Art in Public Places (APP)								0	0
Measure G Sales Tax								0	0
SB 1 Road Maint / Rehab								0	0
Quimby Funds								0	0
DIF - Community Center								0	0
Infrastructure Fund								0	0
DIF - Transportation								0	0
DIF - Parks / Rec								0	0
Measure A								0	0
Other:								0	0
Revenue Amount Total	125,600	122,845	55,000	55,000	55,000	55,000	55,000	275,000	400,600

Expense Amounts Category	Carryover Appropriation	Balance A/O 04/17/2018	New Appropriation by Fiscal Year					New Appropriation	Total Appropriation
			2018/2019	2019/2020	2020/2021	2021/2022	2022/2023		
Administration	8,674	8,674	777	777	777	777	777	3,885	12,559
Engineering	3,880	1,125	3,880	3,880	3,880	3,880	3,880	19,400	23,280
Construction	39,426	39,426	38,800	38,800	38,800	38,800	38,800	194,000	233,426
Inspection			3,783	3,783	3,783	3,783	3,783	18,915	18,915
Professional	27,587	27,587	3,880	3,880	3,880	3,880	3,880	19,400	46,987
Contingency	18,355	18,355	3,880	3,880	3,880	3,880	3,880	19,400	37,755
Other: Technical	27,678	27,678						0	27,678
Expense Amount Total	125,600	122,845	55,000	55,000	55,000	55,000	55,000	275,000	400,600

		Additional Comments:
Project Status:	Percent Complete:	Anticipated Expenditures FY 16/17: 1. City Hall ADA - \$39,400 Balance Available FY 17/18 - \$207,606
	0%	
	0%	
	0%	
	0%	

Shading represents the current Fiscal Year. Printed: 9-May-18

CITY OF LA QUINTA: CAPITAL IMPROVEMENT PROGRAM DETAIL

Project No.: 1819 TMI - Citywide Traffic Signal Maintenance Improvements

Project Improvement Type: Street Improvement (Traffic Signal)

Description

This project will address the annual traffic signal maintenance needs city-wide, including upgrades to the signal equipment and re-wiring intersections on an as needed basis.

Revenue Amounts			New Appropriation by Fiscal Year						New Appropriation	Total Appropriation
Category	Carryover Appropriation	Balance A/O 04/17/2018	2018/2019	2019/2020	2020/2021	2021/2022	2022/2023			
General Fund								0	0	
Unassigned CIP GF Fund Savings								0	0	
Art in Public Places (APP)								0	0	
Measure G Sales Tax								0	0	
SB 1 Road Maint / Rehab								0	0	
Quimby Funds								0	0	
DIF - Community Center								0	0	
Infrastructure Fund								0	0	
DIF - Transportation								0	0	
DIF - Parks / Rec								0	0	
Measure A	230,018	60,481	235,000	235,000	235,000	235,000	235,000	1,175,000	1,405,018	
Other:								0	0	
Revenue Amount Total	230,018	60,481	235,000	235,000	235,000	235,000	235,000	1,175,000	1,405,018	

Expense Amounts			New Appropriation by Fiscal Year						New Appropriation	Total Appropriation
Category	Carryover Appropriation	Balance A/O 04/17/2018	2018/2019	2019/2020	2020/2021	2021/2022	2022/2023			
Administration	3,000	3,000	1,000	1,000	1,000	1,000	1,000	5,000	8,000	
Engineering								0	0	
Construction	224,718	55,181	232,000	232,000	232,000	232,000	232,000	1,160,000	1,384,718	
Inspection			2,000	2,000	2,000	2,000	2,000	10,000	10,000	
Professional								0	0	
Other: Contingency								0	0	
Other: Technical	2,300	2,300						0	2,300	
Expense Amount Total	230,018	60,481	235,000	235,000	235,000	235,000	235,000	1,175,000	1,405,018	

Project Status:		Percent Complete:	Additional Comments:
			It is not anticipated that these improvements will increase the operating costs over what is existing

Shading represents the current Fiscal Year. Printed: 9-May-18

CITY OF LA QUINTA: CAPITAL IMPROVEMENT PROGRAM DETAIL

Project No.: 201503 - La Quinta Village Complete Streets - A Road Diet Project

Project Improvement Type: Street Improvement

Description

The proposed improvements will convert the La Quinta Village into a bicycle and pedestrian friendly, Complete Street atmosphere. The three major streets in the Village; Calle Tampico from Eisenhower Drive to Washington Street, Eisenhower Drive from Calle Tampico to Calle Sinaloa, and Calle Sinaloa/Avenue 52 from Eisenhower Drive to Washington Street; will be reduced from four lanes down to two lanes and include bicycle facilities and on-street parking. In addition, five roundabouts will be constructed in order to link the road diet segments together.

Category	Carryover Appropriation	Balance A/O 04/17/2018	New Appropriation by Fiscal Year					New Appropriation	Total Appropriation
			2018/2019	2019/2020	2020/2021	2021/2022	2022/2023		
General Fund								0	
Unassigned CIP GF Fund Savings								0	
Art in Public Places (APP)			95,000				95,000	95,000	
Measure G Sales Tax	1,000,388	728,346						1,000,388	
SB 1 Road Maint / Rehab *	225,874	175,874	318,000	689,010			1,007,010	1,232,884	
Quimby Funds								0	
DIF - Community Center								0	
Infrastructure Fund	22,618	22,618						22,618	
DIF - Transportation	430,000	343,055						430,000	
DIF - Parks / Rec								0	
Measure A	289,900	289,900		110,990			110,990	400,890	
Other: Federal ATP Grant				7,313,100			7,313,100	7,313,100	
Revenue Amount Total	1,968,780	1,559,793	413,000	8,113,100	0	0	0	10,494,880	

Expense Amounts

Category	Carryover Appropriation	Balance A/O 04/17/2018	New Appropriation by Fiscal Year					New Appropriation	Total Appropriation
			2018/2019	2019/2020	2020/2021	2021/2022	2022/2023		
Administration	24,965	23,255						24,965	
Engineering	1,520,042	1,223,817						1,520,042	
Construction	0	-400	95,000	5,691,615			5,786,615	5,786,615	
Inspection				954,000			954,000	954,000	
Professional	220,000	109,348						220,000	
Right of Way Acquisition			318,000				318,000	318,000	
Other: Contingency	153,738	153,738		1,467,485			1,467,485	1,621,223	
Other: Technical	50,035	50,035						50,035	
Expense Amount Total	1,968,780	1,559,793	413,000	8,113,100	0	0	0	10,494,880	

Additional Comments:

Percent Complete:		Additional Comments:
Engineering	0%	
Construction	0%	

Shading represents the current Fiscal Year.

Printed:

14-May-18

CITY OF LA QUINTA: CAPITAL IMPROVEMENT PROGRAM DETAIL

Project No.: 201512 - Citywide Drainage Enhancements

Project Improvement Type: Drainage Improvement

Description

Proposed improvements will provide upgraded drainage improvements on a citywide basis. Current priorities include improvements to the Eisenhower Drive and Washington Street corridors in accordance with the findings of the Focused Drainage Study. Future improvements will include improvements in the La Quinta Village area.

Revenue Amounts			New Appropriation by Fiscal Year					New Appropriation	Total Appropriation
Category	Carryover Appropriation	Balance A/O 04/17/2018	2018/2019	2019/2020	2020/2021	2021/2022	2022/2023		
General Fund	4,333,406	624,291	477,000	477,000	477,000	477,000	477,000	2,385,000	6,718,406
Unassigned CIP GF Fund Savings								0	0
Art in Public Places (APP)								0	0
Measure G Sales Tax	2,407,373	2,367,483	1,166,500					1,166,500	3,573,873
SB 1 Road Maint / Rehab								0	0
Quimby Funds								0	0
DIF - Community Center								0	0
Infrastructure Fund								0	0
DIF - Transportation								0	0
DIF - Parks / Rec								0	0
Measure A								0	0
Other:								0	0
Revenue Amount Total	6,740,779	2,991,774	1,643,500	477,000	477,000	477,000	477,000	3,551,500	10,292,279

Expense Amounts			New Appropriation by Fiscal Year					New Appropriation	Total Appropriation
Category	Carryover Appropriation	Balance A/O 04/17/2018	2018/2019	2019/2020	2020/2021	2021/2022	2022/2023		
Administration	70,000	69,142	12,900	12,900	12,900	12,900	12,900	64,500	134,500
Engineering	579,495	336,939	25,798	25,798	25,798	25,798	25,798	128,990	708,485
Construction	2,022,000	2,021,466	257,977	257,977	257,977	257,977	257,977	1,289,885	3,311,885
Inspection	326,816	326,816	25,153	25,153	25,153	25,153	25,153	125,765	452,581
Professional	150,000	66,093	19,992	19,992	19,992	19,992	19,992	99,960	249,960
Contingency	171,292	171,292	135,180	135,180	135,180	135,180	135,180	675,900	847,192
Other: Land Purchase	3,421,176	26	1,166,500					1,166,500	4,587,676
Other: Technical	326,816	326,816						0	326,816
Expense Amount Total	6,740,779	2,991,774	1,643,500	477,000	477,000	477,000	477,000	3,551,500	10,619,095

Project Status:		Percent Complete:	Additional Comments:

Shading represents the current Fiscal Year.

Printed:

9-May-18

CITY OF LA QUINTA: CAPITAL IMPROVEMENT PROGRAM DETAIL

Project No.: 201603 - La Quinta Landscape Renovation Improvement

Project Improvement Type: Landscaping and Lighting Improvement

Description

The proposed improvements will refresh/update the landscape and lighting improvements within the public right of way throughout the City of La Quinta. Improvements may include: turf removal in parkways and slopes of retention basins; desert efficient landscape installation in the parkways; "desert oasis" themed landscape installation in retention basins; reduction of slopes exceeding 3:1 using keystone retaining block; cleaning and painting all walls (except split face); cleaning split face walls; replacing light fixtures at intersections as required; adding new electrical pedestals, conduit, wire and light fixtures at dark intersections; tree removal in turf areas as required; tree removal under power lines as required; and tree replacement 1 for every 3 removed.

Revenue Amounts			New Appropriation by Fiscal Year					New Appropriation	Total Appropriation
Category	Carryover Appropriation	Balance A/O 04/17/2018	2018/2019	2019/2020	2020/2021	2021/2022	2022/2023		
General Fund	750,000	323,927						0	750,000
Unassigned CIP GF Fund Savings								0	0
Art in Public Places (APP)								0	0
Measure G Sales Tax	1,802,576	1,333,387	2,129,613	3,859,103	1,408,356			7,397,072	9,199,648
SB 1 Road Maint / Rehab								0	0
Quimby Funds								0	0
DIF - Community Center								0	0
Infrastructure Fund								0	0
DIF - Transportation								0	0
DIF - Parks / Rec								0	0
Measure A								0	0
Other: CVWD Rebate	0	7,020						0	0
Revenue Amount Total	2,552,576	1,664,334	2,129,613	3,859,103	1,408,356	0	0	7,397,072	9,949,648

Expense Amounts			New Appropriation by Fiscal Year					New Appropriation	Total Appropriation
Category	Carryover Appropriation	Balance A/O 04/17/2018	2018/2019	2019/2020	2020/2021	2021/2022	2022/2023		
Administration	87,916	87,083	73,057	132,388	48,314			253,759	341,675
Engineering	175,833	30,786	146,114	264,776	96,628			507,518	683,351
Construction	1,758,328	1,082,037	1,461,141	2,647,755	966,282			5,075,178	6,833,506
Inspection	0	-4,216	142,461	258,156	94,212			494,830	494,830
Professional	136,271	81,121	113,238	205,201	74,887			393,326	529,597
Contingency	222,791	222,791	193,601	350,828	128,032			672,461	895,252
Other: Retention Payable	0	25,845						0	0
Other: Technical	171,437	138,887							
Expense Amount Total	2,552,576	1,664,334	2,129,613	3,859,103	1,408,356	0	0	7,397,072	9,778,211

Project Status:		Percent Complete:	Additional Comments:
			This project will occur annually until the landscape and lighting improvements within the City owned right of way in North La Quinta is complete. Funds remaining from each fiscal year will carry over for use in the following fiscal year.

Shading represents the current Fiscal Year. Printed: 9-May-18

CITY OF LA QUINTA: CAPITAL IMPROVEMENT PROGRAM DETAIL

Project No.: 201608 - SilverRock Events Center

Project Improvement Type: Public Facility

Description

The proposed improvements for the 35-acre community event space will be designed and constructed as a daily use passive park that will allow for hosting special events such as art shows, festivals, corporate events in conjunction with the proposed on-site hotels, automobile displays, and/or public parking.

Category	Carryover Appropriation	Balance A/O 04/17/2018	New Appropriation by Fiscal Year					New Appropriation	Total Appropriation
			2018/2019	2019/2020	2020/2021	2021/2022	2022/2023		
General Fund							0	0	
Unassigned CIP GF Fund Savings							0	0	
Art in Public Places (APP)			100,000				100,000	100,000	
Measure G Sales Tax							0	0	
SB 1 Road Maint / Rehab							0	0	
Quimby Funds	50,000	38,029	3,500,000				3,500,000	3,550,000	
DIF - Community Center							0	0	
Infrastructure Fund							0	0	
DIF - Transportation							0	0	
DIF - Parks / Rec							0	0	
Measure A							0	0	
Other:							0	0	
Revenue Amount Total	50,000	38,029	3,600,000	0	0	0	3,600,000	3,650,000	

Category	Carryover Appropriation	Balance A/O 04/17/2018	New Appropriation by Fiscal Year					New Appropriation	Total Appropriation
			2018/2019	2019/2020	2020/2021	2021/2022	2022/2023		
Administration			50,039				50,039	50,039	
Engineering	50,000	38,029	250,193				250,193	300,193	
Construction			2,501,931				2,501,931	2,501,931	
Inspection			243,938				243,938	243,938	
Professional			193,900				193,900	193,900	
Contingency			360,000				360,000	360,000	
Other:							0	0	
Expense Amount Total	50,000	38,029	3,600,000	0	0	0	3,600,000	3,650,000	

Project Status:	Percent Complete:	Additional Comments:
		More specific details and proposed improvements can be found per the 2006 SilverRock Specific Plan

Shading represents the current Fiscal Year. Printed: 9-May-18

CITY OF LA QUINTA: CAPITAL IMPROVEMENT PROGRAM DETAIL

Project No.: 201702 - Developer Reimbursement for DIF Eligible Improvements

Project Improvement Type: Developer Reimbursement Agreement

Description

Reimbursement of developers with approved Developer Reimbursement Agreements (DRA). Reimbursement priorities have been established based on the reimbursement criteria approved by the City Council, and a payment schedule will be implemented.

Revenue Amounts			New Appropriation by Fiscal Year					New Appropriation	Total Appropriation
Category	Carryover Appropriation	Balance A/O 04/17/2018	2018/2019	2019/2020	2020/2021	2021/2022	2022/2023		
General Fund								0	0
Unassigned CIP GF Fund Savings								0	0
Art in Public Places (APP)								0	0
Measure G Sales Tax								0	0
SB 1 Road Maint / Rehab								0	0
Quimby Funds								0	0
DIF - Community Center								0	0
Infrastructure Fund								0	0
DIF - Transportation	400,000	0	400,000	400,000	400,000	400,000	400,000	2,000,000	2,400,000
DIF - Parks / Rec								0	0
Measure A								0	0
Other:								0	0
Revenue Amount Total	400,000	0	400,000	400,000	400,000	400,000	400,000	2,000,000	2,400,000

Expense Amounts			New Appropriation by Fiscal Year					New Appropriation	Total Appropriation
Category	Carryover Appropriation	Balance A/O 04/17/2018	2018/2019	2019/2020	2020/2021	2021/2022	2022/2023		
Administration								0	0
Engineering								0	0
Construction								0	0
Inspection								0	0
Professional								0	0
Right of Way Acquisition								0	0
Other: Contingency								0	0
Other: Developer Reimbursement	400,000	0	400,000	400,000	400,000	400,000	400,000	2,000,000	2,400,000
Expense Amount Total	400,000	0	400,000	400,000	400,000	400,000	400,000	2,000,000	2,400,000

Project Status:		Percent Complete:	Additional Comments:
Engineering		0%	Refer to 'DRA' Tab for further explanations and complete payment timeline. It is anticipated that the final DRA repayments will be issued in Fiscal Year 2028/2029.
Construction		0%	

Shading represents the current Fiscal Year.

Printed:

9-May-18

CITY OF LA QUINTA: CAPITAL IMPROVEMENT PROGRAM DETAIL

Project No.: 201709 - Jefferson Street at Avenue 53 Roundabout

Project Improvement Type: Street Improvement

Description

The proposed improvement will construct a modern roundabout at the intersection of Jefferson Street and Avenue 53.

Revenue Amounts			New Appropriation by Fiscal Year					New Appropriation	Total Appropriation
Category	Carryover Appropriation	Balance A/O 04/17/2018	2018/2019	2019/2020	2020/2021	2021/2022	2022/2023		
General Fund								0	0
Unassigned CIP GF Fund Savings			630,650					630,650	630,650
Art in Public Places (APP)			5,000					5,000	5,000
Measure G Sales Tax								0	0
SB 1 Road Maint / Rehab			357,500					357,500	357,500
Quimby Funds								0	0
DIF - Community Center								0	0
Infrastructure Fund								0	0
DIF - Transportation	225,500	225,500						0	225,500
DIF - Parks / Rec								0	0
Measure A			726,708	74,289				800,997	800,997
Other: Developer Contribution			81,970					81,970	81,970
Revenue Amount Total	225,500	225,500	1,801,828	74,289	0	0	0	1,876,117	2,101,617

Expense Amounts			New Appropriation by Fiscal Year					New Appropriation	Total Appropriation
Category	Carryover Appropriation	Balance A/O 04/17/2018	2018/2019	2019/2020	2020/2021	2021/2022	2022/2023		
Administration	9,200	9,200	15,000					15,000	24,200
Engineering	183,565	183,565	183,565					183,565	367,130
Construction			1,456,136	74,289				1,530,425	1,530,425
Inspection			50,000					50,000	50,000
Professional	14,300	14,300	50,000					50,000	64,300
Contingency	18,435	18,435	47,127					47,127	65,562
Other:								0	0
Expense Amount Total	225,500	225,500	1,801,828	74,289	0	0	0	1,876,117	2,101,617

Project Status:			Percent Complete:	Additional Comments:
Engineering			0%	
Construction			0%	

Shading represents the current Fiscal Year.

Printed:

9-May-18

CITY OF LA QUINTA: CAPITAL IMPROVEMENT PROGRAM DETAIL

Project No.: 201801 - Cove Public Restroom

Project Improvement Type: Public Facility

Description

The proposed improvement includes the purchasing and installing of a pre-fabricated restroom at the La Quinta Cove (similar to the restrooms installed at La Quinta Park and Colonel Mitchell Paige).

Revenue Amounts Category	Carryover Appropriation	Balance A/O 04/17/2018	New Appropriation by Fiscal Year					New Appropriation	Total Appropriation
			2018/2019	2019/2020	2020/2021	2021/2022	2022/2023		
General Fund							0	0	
Unassigned CIP GF Fund Savings							0	0	
Art in Public Places (APP)							0	0	
Measure G Sales Tax							0	0	
SB 1 Road Maint / Rehab							0	0	
Quimby Funds			456,000				456,000	456,000	
DIF - Community Center							0	0	
Infrastructure Fund							0	0	
DIF - Transportation							0	0	
DIF - Parks / Rec							0	0	
Measure A							0	0	
Other:							0	0	
Revenue Amount Total	0	0	456,000	0	0	0	0	456,000	

Expense Amounts Category	Carryover Appropriation	Balance A/O 04/17/2018	New Appropriation by Fiscal Year					New Appropriation	Total Appropriation
			2018/2019	2019/2020	2020/2021	2021/2022	2022/2023		
Administration			14,000					19,860	19,860
Engineering			33,000					79,441	79,441
Construction			273,000					794,406	794,406
Inspection			27,000					77,455	77,455
Professional			22,000					61,566	61,566
Contingency			37,000					103,273	103,273
Other: Utility Allowance			50,000					50,000	50,000
Expense Amount Total	0	0	456,000	0	0	0	0	1,186,000	1,186,000

		Additional Comments:
Project Status:	Percent Complete:	

Shading represents the current Fiscal Year. Printed: 9-May-18

CITY OF LA QUINTA: CAPITAL IMPROVEMENT PROGRAM DETAIL

Project No.: 201802 - ADA Parking Lot Improvements at City Hall

Project Improvement Type: Public Facility

Description

The proposed improvements include crack filling and seal coating the parking lot at City Hall. Additionally, new striping will be implemented in compliance with set ADA Accessibility Standards.

Revenue Amounts			New Appropriation by Fiscal Year					New Appropriation	Total Appropriation
Category	Carryover Appropriation	Balance A/O 04/17/2018	2018/2019	2019/2020	2020/2021	2021/2022	2022/2023		
General Fund								0	0
Unassigned CIP GF Fund Savings								0	0
Art in Public Places (APP)								0	0
Measure G Sales Tax								0	0
SB 1 Road Maint / Rehab								0	0
Quimby Funds								0	0
DIF - Community Center								0	0
Infrastructure Fund								0	0
DIF - Transportation								0	0
DIF - Parks / Rec								0	0
Measure A								0	0
Other: CDBG Funds			52,000					52,000	52,000
Revenue Amount Total	0	0	52,000	0	0	0	0	52,000	52,000

Expense Amounts			New Appropriation by Fiscal Year					New Appropriation	Total Appropriation
Category	Carryover Appropriation	Balance A/O 04/17/2018	2018/2019	2019/2020	2020/2021	2021/2022	2022/2023		
Administration								0	0
Engineering								0	0
Construction			52,000					52,000	52,000
Inspection								0	0
Professional								0	0
Contingency								0	0
Other:								0	0
Other:								0	0
Expense Amount Total	0	0	52,000	0	0	0	0	52,000	52,000

Project Status:		Percent Complete:	Additional Comments:

Shading represents the current Fiscal Year. Printed: 9-May-18

CITY OF LA QUINTA: CAPITAL IMPROVEMENT PROGRAM DETAIL

Project No.: 201803 - Highway 111 Sidewalk Improvements

Project Improvement Type: Street Improvement (Pedestrian)

Description

The proposed improvements include realigning the existing sidewalk on the south side of Highway 111 from Adams Street to La Quinta Drive.

Revenue Amounts Category	Carryover Appropriation	Balance A/O 04/17/2018	New Appropriation by Fiscal Year					New Appropriation	Total Appropriation
			2018/2019	2019/2020	2020/2021	2021/2022	2022/2023		
General Fund								0	0
Unassigned CIP GF Fund Savings			500,000					500,000	500,000
Art in Public Places (APP)								0	0
Measure G Sales Tax								0	0
SB 1 Road Maint / Rehab								0	0
Quimby Funds								0	0
DIF - Community Center								0	0
Infrastructure Fund								0	0
DIF - Transportation								0	0
DIF - Parks / Rec								0	0
Measure A								0	0
Other:								0	0
Revenue Amount Total	0	0	500,000	0	0	0	0	500,000	500,000

Expense Amounts Category	Carryover Appropriation	Balance A/O 04/17/2018	New Appropriation by Fiscal Year					New Appropriation	Total Appropriation
			2018/2019	2019/2020	2020/2021	2021/2022	2022/2023		
Administration			16,981					16,981	16,981
Engineering			33,962					33,962	33,962
Construction			339,623					339,623	339,623
Inspection			33,113					33,113	33,113
Professional			26,321					26,321	26,321
Contingency			50,000					50,000	50,000
Other:								0	0
Expense Amount Total	0	0	500,000	0	0	0	0	500,000	500,000

		Additional Comments:
Project Status:	Percent Complete:	

Shading represents the current Fiscal Year.

Printed:

9-May-18



CITY OF LA QUINTA
CAPITAL IMPROVEMENT PROGRAM
FISCAL YEAR 2018/2019 THROUGH 2022/2023

FISCAL YEAR 2019/2020

[Return to Table of Contents](#)

CITY OF LA QUINTA: CAPITAL IMPROVEMENT PROGRAM DETAIL

Project No.: 1920 ADA - ADA Accessible Ramps - Various Locations

Project Improvement Type: Street Improvement (Pedestrian)

Description

This annual project provides for the construction of ADA accessible ramps at various locations. The new ADA ramps are selected from the prioritized improvements recommended as part of the ADA Transition Plan Report.

Revenue Amounts Category	Carryover Appropriation	Balance A/O 04/17/2018	New Appropriation by Fiscal Year					New Appropriation	Total Appropriation
			2018/2019	2019/2020	2020/2021	2021/2022	2022/2023		
General Fund	3,828	691	20,000	20,000	20,000	20,000	20,000	100,000	103,828
Unassigned CIP GF Fund Savings								0	0
Art in Public Places (APP)								0	0
Measure G Sales Tax								0	0
SB 1 Road Maint / Rehab								0	0
Quimby Funds								0	0
DIF - Community Center								0	0
Infrastructure Fund								0	0
DIF - Transportation								0	0
DIF - Parks / Rec								0	0
Measure A								0	0
Other:								0	0
Revenue Amount Total	3,828	691	20,000	20,000	20,000	20,000	20,000	100,000	103,828

Expense Amounts Category	Carryover Appropriation	Balance A/O 04/17/2018	New Appropriation by Fiscal Year					New Appropriation	Total Appropriation
			2018/2019	2019/2020	2020/2021	2021/2022	2022/2023		
Administration			282	282	282	282	282	1,410	1,410
Engineering		-2,610	1,411	1,411	1,411	1,411	1,411	7,055	7,055
Construction			14,109	14,109	14,109	14,109	14,109	70,545	70,545
Inspection		-527	1,376	1,376	1,376	1,376	1,376	6,880	6,880
Professional			1,411	1,411	1,411	1,411	1,411	7,055	7,055
Contingency	3,828	3,828	1,411	1,411	1,411	1,411	1,411	7,055	10,883
Other:								0	0
Expense Amount Total	3,828	691	20,000	20,000	20,000	20,000	20,000	100,000	103,828

Project Status:			Percent Complete:	Additional Comments:
			0%	It is not anticipated that these improvements will increase the operating costs over what is existing
			0%	
			0%	
			0%	

Shading represents the current Fiscal Year. Printed: 9-May-18

CITY OF LA QUINTA: CAPITAL IMPROVEMENT PROGRAM DETAIL

Project No.: 1920 CPM - Citywide Preventative Maintenance Plan Improvements

Project Improvement Type: Public Facility

Description

Replacement of HVAC units at several older City owned facilities as part of the City's Preventative Maintenance Plan and Facilities Assessment. Many HVAC units are at/over their useful life. Newer systems are more energy efficient resulting in energy cost reductions in the General Fund.

Category	Carryover Appropriation	Balance A/O 04/17/2018	New Appropriation by Fiscal Year					New Appropriation	Total Appropriation
			2018/2019	2019/2020	2020/2021	2021/2022	2022/2023		
General Fund								0	0
Unassigned CIP GF Fund Savings								0	0
Art in Public Places (APP)								0	0
Measure G Sales Tax								0	0
SB 1 Road Maint / Rehab								0	0
Quimby Funds								0	0
DIF - Community Center								0	0
Infrastructure Fund								0	0
DIF - Transportation								0	0
DIF - Parks / Rec								0	0
Measure A								0	0
Other: Equip. Replacement Fund	84,561	83,691	50,000	50,000	50,000	50,000	50,000	250,000	334,561
Revenue Amount Total	84,561	83,691	50,000	50,000	50,000	50,000	50,000	250,000	334,561

Category	Carryover Appropriation	Balance A/O 04/17/2018	New Appropriation by Fiscal Year					New Appropriation	Total Appropriation
			2018/2019	2019/2020	2020/2021	2021/2022	2022/2023		
Administration	3,586	3,586	1,793	1,793	1,793	1,793	1,793	8,965	12,551
Engineering	7,172	6,302	3,586	3,586	3,586	3,586	3,586	17,930	25,102
Construction	56,283	56,283	35,861	35,861	35,861	35,861	35,861	179,305	235,588
Inspection	3,496	3,496	3,496	3,496	3,496	3,496	3,496	17,480	20,976
Professional	1,436	1,436	718	718	718	718	718	3,590	5,026
Other: Contingency	9,092	9,092	4,546	4,546	4,546	4,546	4,546	22,730	31,822
Other:	3,496	3,496							3,496
Expense Amount Total	84,561	83,691	50,000	50,000	50,000	50,000	50,000	250,000	334,561

Project Status:	Percent Complete:	Additional Comments:
		This is an annually recurring program.

Shading represents the current Fiscal Year. Printed: 9-May-18

CITY OF LA QUINTA: CAPITAL IMPROVEMENT PROGRAM DETAIL

Project No.: 1920 PMP - Pavement Management Plan Street Improvements

Project Improvement Type: Street Improvement

Description

The project will slurry seal, reconstruct, and/or restripe roadways within the City in accordance with the future recommendations developed by the Pavement Management Plan (PMP).

Category	Carryover Appropriation	Balance A/O 04/17/2018	New Appropriation by Fiscal Year					New Appropriation	Total Appropriation
			2018/2019	2019/2020	2020/2021	2021/2022	2022/2023		
General Fund	1,860,401	813,402	1,000,000	1,000,000	1,000,000	1,000,000	1,000,000	5,000,000	6,860,401
Unassigned CIP GF Fund Savings								0	0
Art in Public Places (APP)								0	0
Measure G Sales Tax								0	0
SB 1 Road Maint / Rehab								0	0
Quimby Funds								0	0
DIF - Community Center								0	0
Infrastructure Fund								0	0
DIF - Transportation								0	0
DIF - Parks / Rec								0	0
Measure A								0	0
Other:	32,000	17,068						0	32,000
Revenue Amount Total	1,892,401	830,470	1,000,000	1,000,000	1,000,000	1,000,000	1,000,000	5,000,000	6,892,401

Category	Carryover Appropriation	Balance A/O 04/17/2018	New Appropriation by Fiscal Year					New Appropriation	Total Appropriation
			2018/2019	2019/2020	2020/2021	2021/2022	2022/2023		
Administration	41,697	40,412	25,000	25,000	25,000	25,000	25,000	125,000	166,697
Engineering	745,079	745,079	40,000	40,000	40,000	40,000	40,000	200,000	945,079
Construction	742,500	-214,629	742,500	742,500	742,500	742,500	742,500	3,712,500	4,455,000
Inspection	0	-8,168	97,500	97,500	97,500	97,500	97,500	487,500	487,500
Professional	35,760	-9,085	20,000	20,000	20,000	20,000	20,000	100,000	135,760
Contingency	163,658	163,658	75,000	75,000	75,000	75,000	75,000	375,000	538,658
Other:	0	0						0	0
Expense Amount Total	163,707	113,204	1,000,000	1,000,000	1,000,000	1,000,000	1,000,000	5,000,000	6,728,694

Project Status:	Percent Complete:	Additional Comments:
		It is not anticipated that these improvements will increase the operating costs over what is existing

Shading represents the current Fiscal Year. Printed: 9-May-18

CITY OF LA QUINTA: CAPITAL IMPROVEMENT PROGRAM DETAIL

Project No.: 1920 STI - Sidewalks - Various Locations

Project Improvement Type: Street Improvement (Pedestrian)

Description

This annual project provides for the construction of sidewalks at various locations. The new sidewalk sections are selected from the prioritized improvements recommended as part of the ADA Transition Plan Report.

Revenue Amounts			New Appropriation by Fiscal Year					New Appropriation	Total Appropriation
Category	Carryover Appropriation	Balance A/O 04/17/2018	2018/2019	2019/2020	2020/2021	2021/2022	2022/2023		
General Fund	125,600	122,845	55,000	55,000	55,000	55,000	55,000	275,000	400,600
Unassigned CIP GF Fund Savings								0	0
Art in Public Places (APP)								0	0
Measure G Sales Tax								0	0
SB 1 Road Maint / Rehab								0	0
Quimby Funds								0	0
DIF - Community Center								0	0
Infrastructure Fund								0	0
DIF - Transportation								0	0
DIF - Parks / Rec								0	0
Measure A								0	0
Other:								0	0
Revenue Amount Total	125,600	122,845	55,000	55,000	55,000	55,000	55,000	275,000	400,600

Expense Amounts			New Appropriation by Fiscal Year					New Appropriation	Total Appropriation
Category	Carryover Appropriation	Balance A/O 04/17/2018	2018/2019	2019/2020	2020/2021	2021/2022	2022/2023		
Administration	8,674	8,674	777	777	777	777	777	3,885	12,559
Engineering	3,880	1,125	3,880	3,880	3,880	3,880	3,880	19,400	23,280
Construction	39,426	39,426	38,800	38,800	38,800	38,800	38,800	194,000	233,426
Inspection			3,783	3,783	3,783	3,783	3,783	18,915	18,915
Professional	27,587	27,587	3,880	3,880	3,880	3,880	3,880	19,400	46,987
Contingency	18,355	18,355	3,880	3,880	3,880	3,880	3,880	19,400	37,755
Other:	27,678	27,678						0	27,678
Expense Amount Total	125,600	122,845	55,000	55,000	55,000	55,000	55,000	275,000	400,600

		Additional Comments:
Project Status:	Percent Complete:	Anticipated Expenditures FY 16/17: 1. City Hall ADA - \$39,400 Balance Available FY 17/18 - \$207,606
	0%	
	0%	
	0%	
	0%	

Shading represents the current Fiscal Year. Printed: 9-May-18

CITY OF LA QUINTA: CAPITAL IMPROVEMENT PROGRAM DETAIL

Project No.: 1920 TMI - Citywide Traffic Signal Maintenance Improvements

Project Improvement Type: Street Improvement (Traffic Signal)

Description

This project will address the annual traffic signal maintenance needs city-wide, including upgrades to the signal equipment and re-wiring intersections on an as needed basis.

Revenue Amounts			New Appropriation by Fiscal Year						New Appropriation	Total Appropriation
Category	Carryover Appropriation	Balance A/O 04/17/2018	2018/2019	2019/2020	2020/2021	2021/2022	2022/2023			
General Fund								0	0	
Unassigned CIP GF Fund Savings								0	0	
Art in Public Places (APP)								0	0	
Measure G Sales Tax								0	0	
SB 1 Road Maint / Rehab								0	0	
Quimby Funds								0	0	
DIF - Community Center								0	0	
Infrastructure Fund								0	0	
DIF - Transportation								0	0	
DIF - Parks / Rec								0	0	
Measure A	230,018	60,481	235,000	235,000	235,000	235,000	235,000	1,175,000	1,405,018	
Other:								0	0	
Revenue Amount Total	230,018	60,481	235,000	235,000	235,000	235,000	235,000	1,175,000	1,405,018	

Expense Amounts			New Appropriation by Fiscal Year						New Appropriation	Total Appropriation
Category	Carryover Appropriation	Balance A/O 04/17/2018	2018/2019	2019/2020	2020/2021	2021/2022	2022/2023			
Administration	3,000	3,000	1,000	1,000	1,000	1,000	1,000	5,000	8,000	
Engineering								0	0	
Construction	224,718	55,181	232,000	232,000	232,000	232,000	232,000	1,160,000	1,384,718	
Inspection			2,000	2,000	2,000	2,000	2,000	10,000	10,000	
Professional								0	0	
Other: Contingency								0	0	
Other:	2,300	2,300						0	2,300	
Expense Amount Total	230,018	60,481	235,000	235,000	235,000	235,000	235,000	1,175,000	1,405,018	

Project Status:	Percent Complete:	Additional Comments:
		It is not anticipated that these improvements will increase the operating costs over what is existing

Shading represents the current Fiscal Year. Printed: 9-May-18

CITY OF LA QUINTA: CAPITAL IMPROVEMENT PROGRAM DETAIL

Project No.: 201503 - La Quinta Village Complete Streets - A Road Diet Project

Project Improvement Type: Street Improvement

Description

The proposed improvements will convert the La Quinta Village into a bicycle and pedestrian friendly, Complete Street atmosphere. The three major streets in the Village; Calle Tampico from Eisenhower Drive to Washington Street, Eisenhower Drive from Calle Tampico to Calle Sinaloa, and Calle Sinaloa/Avenue 52 from Eisenhower Drive to Washington Street; will be reduced from four lanes down to two lanes and include bicycle facilities and on-street parking. In addition, five roundabouts will be constructed in order to link the road diet segments together.

Category	Carryover Appropriation	Balance A/O 04/17/2018	New Appropriation by Fiscal Year					New Appropriation	Total Appropriation
			2018/2019	2019/2020	2020/2021	2021/2022	2022/2023		
General Fund								0	0
Unassigned CIP GF Fund Savings								0	0
Art in Public Places (APP)			95,000					95,000	95,000
Measure G Sales Tax	1,000,388	728,346						0	1,000,388
SB 1 Road Maint / Rehab *	225,874	175,874	318,000	689,010				1,007,010	1,232,884
Quimby Funds								0	0
DIF - Community Center								0	0
Infrastructure Fund	22,618	22,618						0	22,618
DIF - Transportation	430,000	343,055						0	430,000
DIF - Parks / Rec								0	0
Measure A	289,900	289,900		110,990				110,990	400,890
Other:				7,313,100				7,313,100	7,313,100
Revenue Amount Total	1,968,780	1,559,793	413,000	8,113,100	0	0	0	8,526,100	10,494,880

Expense Amounts

Category	Carryover Appropriation	Balance A/O 04/17/2018	New Appropriation by Fiscal Year					New Appropriation	Total Appropriation
			2018/2019	2019/2020	2020/2021	2021/2022	2022/2023		
Administration	24,965	23,255						0	24,965
Engineering	1,520,042	1,223,817						0	1,520,042
Construction	0	-400	95,000	5,691,615				5,786,615	5,786,615
Inspection				954,000				954,000	954,000
Professional	220,000	109,348						0	220,000
Right of Way Acquisition			318,000					318,000	318,000
Contingency	153,738	153,738		1,467,485				1,467,485	1,621,223
Other:	50,035	50,035						0	50,035
Expense Amount Total	1,968,780	1,559,793	413,000	8,113,100	0	0	0	8,526,100	10,494,880

Additional Comments:

Project Status:	Percent Complete:	
Engineering	0%	This project was previously the Eisenhower Drive at Montezuma Roundabout. * Accounts for a reduction of SB-1 funds in the amount of \$4,662 during FY 2017/2018 by CTC
Construction	0%	

Shading represents the current Fiscal Year.

Printed:

14-May-18

CITY OF LA QUINTA: CAPITAL IMPROVEMENT PROGRAM DETAIL

Project No.: 201512 - Citywide Drainage Enhancements

Project Improvement Type: Drainage Improvement

Description

Proposed improvements will provide upgraded drainage improvements on a citywide basis. Current priorities include improvements to the Eisenhower Drive and Washington Street corridors in accordance with the findings of the Focused Drainage Study. Future improvements will include improvements in the La Quinta Village area.

Category	Carryover Appropriation	Balance A/O 04/17/2018	New Appropriation by Fiscal Year					New Appropriation	Total Appropriation
			2018/2019	2019/2020	2020/2021	2021/2022	2022/2023		
General Fund	4,333,406	624,291	477,000	477,000	477,000	477,000	477,000	2,385,000	6,718,406
Unassigned CIP GF Fund Savings								0	0
Art in Public Places (APP)								0	0
Measure G Sales Tax	2,407,373	2,367,483	1,166,500					1,166,500	3,573,873
SB 1 Road Maint / Rehab								0	0
Quimby Funds								0	0
DIF - Community Center								0	0
Infrastructure Fund								0	0
DIF - Transportation								0	0
DIF - Parks / Rec								0	0
Measure A								0	0
Other:								0	0
Revenue Amount Total	6,740,779	2,991,774	1,643,500	477,000	477,000	477,000	477,000	3,551,500	10,292,279

Expense Amounts

Category	Carryover Appropriation	Balance A/O 04/17/2018	New Appropriation by Fiscal Year					New Appropriation	Total Appropriation
			2018/2019	2019/2020	2020/2021	2021/2022	2022/2023		
Administration	70,000	69,142	12,900	12,900	12,900	12,900	12,900	64,500	134,500
Engineering	579,495	336,939	25,798	25,798	25,798	25,798	25,798	128,990	708,485
Construction	2,022,000	2,021,466	257,977	257,977	257,977	257,977	257,977	1,289,885	3,311,885
Inspection	326,816	326,816	25,153	25,153	25,153	25,153	25,153	125,765	452,581
Professional	150,000	66,093	19,992	19,992	19,992	19,992	19,992	99,960	249,960
Contingency	171,292	171,292	135,180	135,180	135,180	135,180	135,180	675,900	847,192
Other: Land Purchase	3,421,176	26	1,166,500					1,166,500	4,587,676
Expense Amount Total	326,816	326,816	1,643,500	477,000	477,000	477,000	477,000	3,551,500	10,292,279

Project Status:		Percent Complete:		Additional Comments:

Shading represents the current Fiscal Year.

Printed:

9-May-18

CITY OF LA QUINTA: CAPITAL IMPROVEMENT PROGRAM DETAIL

Project No.: 201603 - La Quinta Landscape Renovation Improvement

Project Improvement Type: Landscaping and Lighting Improvement

Description

The proposed improvements will refresh/update the landscape and lighting improvements within the public right of way throughout the City of La Quinta. Improvements may include: turf removal in parkways and slopes of retention basins; desert efficient landscape installation in the parkways; "desert oasis" themed landscape installation in retention basins; reduction of slopes exceeding 3:1 using keystone retaining block; cleaning and painting all walls (except split face); cleaning split face walls; replacing light fixtures at intersections as required; adding new electrical pedestals, conduit, wire and light fixtures at dark intersections; tree removal in turf areas as required; tree removal under power lines as required; and tree replacement 1 for every 3 removed.

Revenue Amounts			New Appropriation by Fiscal Year					New Appropriation	Total Appropriation
Category	Carryover Appropriation	Balance A/O 04/17/2018	2018/2019	2019/2020	2020/2021	2021/2022	2022/2023		
General Fund	750,000	323,927						0	750,000
Unassigned CIP GF Fund Savings								0	0
Art in Public Places (APP)								0	0
Measure G Sales Tax	1,802,576	1,333,387	2,129,613	3,859,103	1,408,356			7,397,072	9,199,648
SB 1 Road Maint / Rehab								0	0
Quimby Funds								0	0
DIF - Community Center								0	0
Infrastructure Fund								0	0
DIF - Transportation								0	0
DIF - Parks / Rec								0	0
Measure A								0	0
Other:	0	7,020						0	0
Revenue Amount Total	2,552,576	1,664,334	2,129,613	3,859,103	1,408,356	0	0	7,397,072	9,949,648

Expense Amounts			New Appropriation by Fiscal Year					New Appropriation	Total Appropriation
Category	Carryover Appropriation	Balance A/O 04/17/2018	2018/2019	2019/2020	2020/2021	2021/2022	2022/2023		
Administration	87,916	87,083	73,057	132,388	48,314			253,759	341,675
Engineering	175,833	30,786	146,114	264,776	96,628			507,518	683,351
Construction	1,758,328	1,082,037	1,461,141	2,647,755	966,282			5,075,178	6,833,506
Inspection	0	-4,216	142,461	258,156	94,212			494,830	494,830
Professional	136,271	81,121	113,238	205,201	74,887			393,326	529,597
Contingency	222,791	222,791	193,601	350,828	128,032			672,461	895,252
Other:	0	25,845						0	0
Expense Amount Total	171,437	138,887	2,129,613	3,859,103	1,408,356	0	0	7,397,073	9,778,212

Project Status:		Percent Complete:	Additional Comments:
			This project will occur annually until the landscape and lighting improvements within the City owned right of way in North La Quinta is complete. Funds remaining from each fiscal year will carry over for use in the following fiscal year.

Shading represents the current Fiscal Year. Printed: 9-May-18

CITY OF LA QUINTA: CAPITAL IMPROVEMENT PROGRAM DETAIL

Project No.: 201702 - Developer Reimbursement for DIF Eligible Improvements

Project Improvement Type: Developer Reimbursement Agreement

Description

Reimbursement of developers with approved Developer Reimbursement Agreements (DRA). Reimbursement priorities have been established based on the reimbursement criteria approved by the City Council, and a payment schedule will be implemented.

Revenue Amounts Category	Carryover Appropriation	Balance A/O 04/17/2018	New Appropriation by Fiscal Year					New Appropriation	Total Appropriation
			2018/2019	2019/2020	2020/2021	2021/2022	2022/2023		
General Fund								0	0
Unassigned CIP GF Fund Savings								0	0
Art in Public Places (APP)								0	0
Measure G Sales Tax								0	0
SB 1 Road Maint / Rehab								0	0
Quimby Funds								0	0
DIF - Community Center								0	0
Infrastructure Fund								0	0
DIF - Transportation	400,000	0	400,000	400,000	400,000	400,000	400,000	2,000,000	2,400,000
DIF - Parks / Rec								0	0
Measure A								0	0
Other:								0	0
Revenue Amount Total	400,000	0	400,000	400,000	400,000	400,000	400,000	2,000,000	2,400,000

Expense Amounts Category	Carryover Appropriation	Balance A/O 04/17/2018	New Appropriation by Fiscal Year					New Appropriation	Total Appropriation
			2018/2019	2019/2020	2020/2021	2021/2022	2022/2023		
Administration								0	0
Engineering								0	0
Construction								0	0
Inspection								0	0
Professional								0	0
Right of Way Acquisition								0	0
Other: Contingency								0	0
Other: Developer Reimbursement	400,000	0	400,000	400,000	400,000	400,000	400,000	2,000,000	2,400,000
Expense Amount Total	0	0	400,000	400,000	400,000	400,000	400,000	2,000,000	2,400,000

Project Status:			Percent Complete:		Additional Comments:
Engineering		0%			
Construction		0%			

Shading represents the current Fiscal Year.

Printed:

9-May-18

CITY OF LA QUINTA: CAPITAL IMPROVEMENT PROGRAM DETAIL

Project No.: 201709 - Jefferson Street at Avenue 53 Roundabout

Project Improvement Type: Street Improvement

Description

The proposed improvement will construct a modern roundabout at the intersection of Jefferson Street and Avenue 53.

Revenue Amounts			New Appropriation by Fiscal Year					New Appropriation	Total Appropriation
Category	Carryover Appropriation	Balance A/O 04/17/2018	2018/2019	2019/2020	2020/2021	2021/2022	2022/2023		
General Fund								0	0
Unassigned CIP GF Fund Savings			630,650					630,650	630,650
Art in Public Places (APP)			5,000					5,000	5,000
Measure G Sales Tax								0	0
SB 1 Road Maint / Rehab			357,500					357,500	357,500
Quimby Funds								0	0
DIF - Community Center								0	0
Infrastructure Fund								0	0
DIF - Transportation	225,500	225,500						0	225,500
DIF - Parks / Rec								0	0
Measure A			726,708	74,289				800,997	800,997
Other: Developer Contribution			81,970					81,970	81,970
Revenue Amount Total	225,500	225,500	1,801,828	74,289	0	0	0	1,876,117	2,101,617

Expense Amounts			New Appropriation by Fiscal Year					New Appropriation	Total Appropriation
Category	Carryover Appropriation	Balance A/O 04/17/2018	2018/2019	2019/2020	2020/2021	2021/2022	2022/2023		
Administration	9,200	9,200	15,000					15,000	24,200
Engineering	183,565	183,565	183,565					183,565	367,130
Construction			1,456,136	74,289				1,530,425	1,530,425
Inspection			50,000					50,000	50,000
Professional	14,300	14,300	50,000					50,000	64,300
Contingency	18,435	18,435	47,127					47,127	65,562
Other:								0	0
Expense Amount Total	225,500	225,500	1,801,828	74,289	0	0	0	1,876,117	2,101,617

Project Status:			Additional Comments:
Engineering	Percent Complete:	0%	
Construction	Percent Complete:	0%	

Shading represents the current Fiscal Year. Printed: 9-May-18

CITY OF LA QUINTA: CAPITAL IMPROVEMENT PROGRAM DETAIL

Project No.: 201901 - Monroe Street Pavement Rehabilitation (Avenue 52 to Avenue 53; and Near Avenue 61)

Project Improvement Type: Street Improvement

Description

The proposed improvements along Monroe Street include crack fill and slurry seal from Mountain Spur to Avenue 53, and complete pavement reconstruction from Avenue 52 to Mountain Spur and from Avenue 61 to ~325 feet north of Avenue 61.

Revenue Amounts Category	Carryover Appropriation	Balance A/O 04/17/2018	New Appropriation by Fiscal Year					New Appropriation	Total Appropriation
			2018/2019	2019/2020	2020/2021	2021/2022	2022/2023		
General Fund								0	0
Unassigned CIP GF Fund Savings								0	0
Art in Public Places (APP)								0	0
Measure G Sales Tax								0	0
SB 1 Road Maint / Rehab								0	0
Quimby Funds								0	0
DIF - Community Center								0	0
Infrastructure Fund								0	0
DIF - Transportation								0	0
DIF - Parks / Rec								0	0
Measure A				941,000				941,000	941,000
Other:								0	0
Revenue Amount Total	0	0	0	941,000	0	0	0	941,000	941,000

Expense Amounts Category	Carryover Appropriation	Balance A/O 04/17/2018	New Appropriation by Fiscal Year					New Appropriation	Total Appropriation
			2018/2019	2019/2020	2020/2021	2021/2022	2022/2023		
Administration				32,000				32,000	32,000
Engineering				64,000				64,000	64,000
Construction				636,000				636,000	636,000
Inspection				63,000				63,000	63,000
Professional				50,000				50,000	50,000
Contingency				86,000				86,000	86,000
Other: Geotechnical Report				10,000				10,000	10,000
Expense Amount Total	0	0	0	941,000	0	0	0	941,000	941,000

Project Status:		Percent Complete:		Additional Comments:

Shading represents the current Fiscal Year. Printed: 9-May-18

CITY OF LA QUINTA: CAPITAL IMPROVEMENT PROGRAM DETAIL

Project No.: 201902 - Avenue 50 Bridge Spanning the Evacuation Channel

Project Improvement Type: Street Improvement (Bridge)

Description

The proposed improvement will replace the at grade crossing on Avenue 50 at the La Quinta Evacuation Channel with a new four lane, all weather bridge. The improvements will include a 200 foot, three span bridge, raising the roadway approach grades, concrete slope protection, relocation of utilities, and the acquisition of right-of-way.

Revenue Amounts			New Appropriation by Fiscal Year					New Appropriation	Total Appropriation
Category	Carryover Appropriation	Balance A/O 04/17/2018	2018/2019	2019/2020	2020/2021	2021/2022	2022/2023		
General Fund								0	0
Unassigned CIP GF Fund Savings								0	0
Art in Public Places (APP)								0	0
Measure G Sales Tax								0	0
SB 1 Road Maint / Rehab								0	0
Quimby Funds								0	0
DIF - Community Center								0	0
Infrastructure Fund								0	0
DIF - Transportation				976,750				976,750	976,750
DIF - Parks / Rec								0	0
Measure A								0	0
Other: CVAG				2,930,250				2,930,250	2,930,250
Other: Federal Highway Bridge Program				12,442,000				12,442,000	12,442,000
Revenue Amount Total		0	0	16,349,000	0	0	0	16,349,000	16,349,000

Expense Amounts			New Appropriation by Fiscal Year					New Appropriation	Total Appropriation
Category	Carryover Appropriation	Balance A/O 04/17/2018	2018/2019	2019/2020	2020/2021	2021/2022	2022/2023		
Administration				420,000				420,000	420,000
Engineering				2,000,000				2,000,000	2,000,000
Construction				8,429,000				8,429,000	8,429,000
Inspection				1,232,000				1,232,000	1,232,000
Professional				655,000				655,000	655,000
Contingency				2,108,000				2,108,000	2,108,000
Other: Utility Relocation				970,000				970,000	970,000
Other: Right-of-Way Acquisition				535,000				535,000	535,000
Expense Amount Total		0	0	16,349,000	0	0	0	16,349,000	16,349,000

		Additional Comments:
Project Status:	Percent Complete:	The city submitted an application for Highway Bridge Program Funding in June 2015. Caltrans approved the City's application in February 2016, and will program the project for HBP Funding as soon as it is formally listed in the "Federal Transportation Improvement Plan (FTIP) / Regional Transportation Plan."

Shading represents the current Fiscal Year.

Printed:

9-May-18

CITY OF LA QUINTA: CAPITAL IMPROVEMENT PROGRAM DETAIL

Project No.: 201903 - La Quinta Skate Park Conversion to Other Activity Amenity

Project Improvement Type: Public Facility

Description

The proposed improvements would convert the existing skate park area into a different type of recreational activity such as basketball or pickleball courts.

Revenue Amounts			New Appropriation by Fiscal Year					New Appropriation	Total Appropriation
Category	Carryover Appropriation	Balance A/O 04/17/2018	2018/2019	2019/2020	2020/2021	2021/2022	2022/2023		
General Fund								0	0
Unassigned CIP GF Fund Savings								0	0
Art in Public Places (APP)								0	0
Measure G Sales Tax								0	0
SB 1 Road Maint / Rehab								0	0
Quimby Funds				263,000				263,000	263,000
DIF - Community Center								0	0
Infrastructure Fund								0	0
DIF - Transportation								0	0
DIF - Parks / Rec								0	0
Measure A								0	0
Other: CVAG								0	0
Other: Federal Highway Bridge Program								0	0
Revenue Amount Total	0	0	0	263,000	0	0	0	263,000	263,000

Expense Amounts			New Appropriation by Fiscal Year					New Appropriation	Total Appropriation
Category	Carryover Appropriation	Balance A/O 04/17/2018	2018/2019	2019/2020	2020/2021	2021/2022	2022/2023		
Administration				8,932				8,932	8,932
Engineering				17,864				17,864	17,864
Construction				178,642				178,642	178,642
Inspection				17,418				17,418	17,418
Professional				13,845				13,845	13,845
Contingency				26,300				26,300	26,300
Other:								0	0
Other:								0	0
Expense Amount Total	0	0	0	263,000	0	0	0	263,000	263,000

		Additional Comments:
Project Status:	Percent Complete:	

Shading represents the current Fiscal Year. Printed: 9-May-18



CITY OF LA QUINTA
CAPITAL IMPROVEMENT PROGRAM
FISCAL YEAR 2018/2019 THROUGH 2022/2023

FISCAL YEAR 2020/2021

[Return to Table of Contents](#)

CITY OF LA QUINTA: CAPITAL IMPROVEMENT PROGRAM DETAIL

Project No.: 2021 ADA - ADA Accessible Ramps - Various Locations

Project Improvement Type: Street Improvement (Pedestrian)

Description

This annual project provides for the construction of ADA accessible ramps at various locations. The new ADA ramps are selected from the prioritized improvements recommended as part of the ADA Transition Plan Report.

Revenue Amounts Category	Carryover Appropriation	Balance A/O 04/17/2018	New Appropriation by Fiscal Year					New Appropriation	Total Appropriation
			2018/2019	2019/2020	2020/2021	2021/2022	2022/2023		
General Fund	3,828	691	20,000	20,000	20,000	20,000	20,000	100,000	103,828
Unassigned CIP GF Fund Savings								0	0
Art in Public Places (APP)								0	0
Measure G Sales Tax								0	0
SB 1 Road Maint / Rehab								0	0
Quimby Funds								0	0
DIF - Community Center								0	0
Infrastructure Fund								0	0
DIF - Transportation								0	0
DIF - Parks / Rec								0	0
Measure A								0	0
Other:								0	0
Revenue Amount Total	3,828	691	20,000	20,000	20,000	20,000	20,000	100,000	103,828

Expense Amounts Category	Carryover Appropriation	Balance A/O 04/17/2018	New Appropriation by Fiscal Year					New Appropriation	Total Appropriation
			2018/2019	2019/2020	2020/2021	2021/2022	2022/2023		
Administration			282	282	282	282	282	1,410	1,410
Engineering		-2,610	1,411	1,411	1,411	1,411	1,411	7,055	7,055
Construction			14,109	14,109	14,109	14,109	14,109	70,545	70,545
Inspection		-527	1,376	1,376	1,376	1,376	1,376	6,880	6,880
Professional			1,411	1,411	1,411	1,411	1,411	7,055	7,055
Contingency	3,828	3,828	1,411	1,411	1,411	1,411	1,411	7,055	10,883
Other:								0	0
Expense Amount Total	3,828	691	20,000	20,000	20,000	20,000	20,000	100,000	103,828

Project Status:			Percent Complete:	Additional Comments:
			0%	It is not anticipated that these improvements will increase the operating costs over what is existing
			0%	
			0%	
			0%	

Shading represents the current Fiscal Year. Printed: 9-May-18

CITY OF LA QUINTA: CAPITAL IMPROVEMENT PROGRAM DETAIL

Project No.: 2021 CPM - Citywide Preventative Maintenance Plan Improvements

Project Improvement Type: Public Facility

Description

Replacement of HVAC units at several older City owned facilities as part of the City's Preventative Maintenance Plan and Facilities Assessment. Many HVAC units are at/over their useful life. Newer systems are more energy efficient resulting in energy cost reductions in the General Fund.

Revenue Amounts			New Appropriation by Fiscal Year						Total Appropriation
Category	Carryover Appropriation	Balance A/O 04/17/2018	2018/2019	2019/2020	2020/2021	2021/2022	2022/2023	New Appropriation	
General Fund								0	0
Unassigned CIP GF Fund Savings								0	0
Art in Public Places (APP)								0	0
Measure G Sales Tax								0	0
SB 1 Road Maint / Rehab								0	0
Quimby Funds								0	0
DIF - Community Center								0	0
Infrastructure Fund								0	0
DIF - Transportation								0	0
DIF - Parks / Rec								0	0
Measure A								0	0
Other: Equip. Replacement Fund	84,561	83,691	50,000	50,000	50,000	50,000	50,000	250,000	334,561
Revenue Amount Total	84,561	83,691	50,000	50,000	50,000	50,000	50,000	250,000	334,561

Expense Amounts			New Appropriation by Fiscal Year						Total Appropriation
Category	Carryover Appropriation	Balance A/O 04/17/2018	2018/2019	2019/2020	2020/2021	2021/2022	2022/2023	New Appropriation	
Administration	3,586	3,586	1,793	1,793	1,793	1,793	1,793	8,965	12,551
Engineering	7,172	6,302	3,586	3,586	3,586	3,586	3,586	17,930	25,102
Construction	56,283	56,283	35,861	35,861	35,861	35,861	35,861	179,305	235,588
Inspection	3,496	3,496	3,496	3,496	3,496	3,496	3,496	17,480	20,976
Professional	1,436	1,436	718	718	718	718	718	3,590	5,026
Other: Contingency	9,092	9,092	4,546	4,546	4,546	4,546	4,546	22,730	31,822
Other:	3,496	3,496							3,496
Expense Amount Total	84,561	83,691	50,000	50,000	50,000	50,000	50,000	250,000	334,561

Project Status:		Percent Complete:	Additional Comments:
			This is an annually recurring program.

Shading represents the current Fiscal Year. Printed: 9-May-18

CITY OF LA QUINTA: CAPITAL IMPROVEMENT PROGRAM DETAIL

Project No.: 2021 PMP - Pavement Management Plan Street Improvements

Project Improvement Type: Street Improvement

Description

The project will slurry seal, reconstruct, and/or restripe roadways within the City in accordance with the future recommendations developed by the Pavement Management Plan (PMP).

Revenue Amounts

Category	Carryover Appropriation	Balance A/O 04/17/2018	New Appropriation by Fiscal Year					New Appropriation	Total Appropriation
			2018/2019	2019/2020	2020/2021	2021/2022	2022/2023		
General Fund	1,860,401	813,402	1,000,000	1,000,000	1,000,000	1,000,000	1,000,000	5,000,000	6,860,401
Unassigned CIP GF Fund Savings								0	0
Art in Public Places (APP)								0	0
Measure G Sales Tax								0	0
SB 1 Road Maint / Rehab								0	0
Quimby Funds								0	0
DIF - Community Center								0	0
Infrastructure Fund								0	0
DIF - Transportation								0	0
DIF - Parks / Rec								0	0
Measure A								0	0
Other:	32,000	17,068						0	32,000
Revenue Amount Total	1,892,401	830,470	1,000,000	1,000,000	1,000,000	1,000,000	1,000,000	5,000,000	6,892,401

Expense Amounts

Category	Carryover Appropriation	Balance A/O 04/17/2018	New Appropriation by Fiscal Year					New Appropriation	Total Appropriation
			2018/2019	2019/2020	2020/2021	2021/2022	2022/2023		
Administration	41,697	40,412	25,000	25,000	25,000	25,000	25,000	125,000	166,697
Engineering	745,079	745,079	40,000	40,000	40,000	40,000	40,000	200,000	945,079
Construction	742,500	-214,629	742,500	742,500	742,500	742,500	742,500	3,712,500	4,455,000
Inspection	0	-8,168	97,500	97,500	97,500	97,500	97,500	487,500	487,500
Professional	35,760	-9,085	20,000	20,000	20,000	20,000	20,000	100,000	135,760
Contingency	163,658	163,658	75,000	75,000	75,000	75,000	75,000	375,000	538,658
Other:	0	0						0	0
Expense Amount Total	163,707	113,204	1,000,000	1,000,000	1,000,000	1,000,000	1,000,000	5,000,000	6,728,694

Additional Comments:

Project Status:	Percent Complete:	It is not anticipated that these improvements will increase the operating costs over what is existing
------------------------	--------------------------	---

Shading represents the current Fiscal Year.

Printed:

9-May-18

CITY OF LA QUINTA: CAPITAL IMPROVEMENT PROGRAM DETAIL

Project No.: 2021 STI - Sidewalks - Various Locations

Project Improvement Type: Street Improvement (Pedestrian)

Description

This annual project provides for the construction of sidewalks at various locations. The new sidewalk sections are selected from the prioritized improvements recommended as part of the ADA Transition Plan Report.

Revenue Amounts			New Appropriation by Fiscal Year					New Appropriation	Total Appropriation
Category	Carryover Appropriation	Balance A/O 04/17/2018	2018/2019	2019/2020	2020/2021	2021/2022	2022/2023		
General Fund	125,600	122,845	55,000	55,000	55,000	55,000	55,000	275,000	400,600
Unassigned CIP GF Fund Savings								0	0
Art in Public Places (APP)								0	0
Measure G Sales Tax								0	0
SB 1 Road Maint / Rehab								0	0
Quimby Funds								0	0
DIF - Community Center								0	0
Infrastructure Fund								0	0
DIF - Transportation								0	0
DIF - Parks / Rec								0	0
Measure A								0	0
Other:								0	0
Revenue Amount Total	125,600	122,845	55,000	55,000	55,000	55,000	55,000	275,000	400,600

Expense Amounts			New Appropriation by Fiscal Year					New Appropriation	Total Appropriation
Category	Carryover Appropriation	Balance A/O 04/17/2018	2018/2019	2019/2020	2020/2021	2021/2022	2022/2023		
Administration	8,674	8,674	777	777	777	777	777	3,885	12,559
Engineering	3,880	1,125	3,880	3,880	3,880	3,880	3,880	19,400	23,280
Construction	39,426	39,426	38,800	38,800	38,800	38,800	38,800	194,000	233,426
Inspection			3,783	3,783	3,783	3,783	3,783	18,915	18,915
Professional	27,587	27,587	3,880	3,880	3,880	3,880	3,880	19,400	46,987
Contingency	18,355	18,355	3,880	3,880	3,880	3,880	3,880	19,400	37,755
Other:	27,678	27,678						0	27,678
Expense Amount Total	125,600	122,845	55,000	55,000	55,000	55,000	55,000	275,000	400,600

		Additional Comments:
Project Status:	Percent Complete:	Anticipated Expenditures FY 16/17: 1. City Hall ADA - \$39,400 Balance Available FY 17/18 - \$207,606
	0%	
	0%	
	0%	
	0%	

Shading represents the current Fiscal Year. Printed: 9-May-18

CITY OF LA QUINTA: CAPITAL IMPROVEMENT PROGRAM DETAIL

Project No.: 2021 TMI - Citywide Traffic Signal Maintenance Improvements

Project Improvement Type: Street Improvement (Traffic Signal)

Description

This project will address the annual traffic signal maintenance needs city-wide, including upgrades to the signal equipment and re-wiring intersections on an as needed basis.

Revenue Amounts			New Appropriation by Fiscal Year						Total Appropriation
Category	Carryover Appropriation	Balance A/O 04/17/2018	2018/2019	2019/2020	2020/2021	2021/2022	2022/2023	New Appropriation	
General Fund								0	0
Unassigned CIP GF Fund Savings								0	0
Art in Public Places (APP)								0	0
Measure G Sales Tax								0	0
SB 1 Road Maint / Rehab								0	0
Quimby Funds								0	0
DIF - Community Center								0	0
Infrastructure Fund								0	0
DIF - Transportation								0	0
DIF - Parks / Rec								0	0
Measure A	230,018	60,481	235,000	235,000	235,000	235,000	235,000	1,175,000	1,405,018
Other:								0	0
Revenue Amount Total	230,018	60,481	235,000	235,000	235,000	235,000	235,000	1,175,000	1,405,018

Expense Amounts			New Appropriation by Fiscal Year						Total Appropriation
Category	Carryover Appropriation	Balance A/O 04/17/2018	2018/2019	2019/2020	2020/2021	2021/2022	2022/2023	New Appropriation	
Administration	3,000	3,000	1,000	1,000	1,000	1,000	1,000	5,000	8,000
Engineering								0	0
Construction	224,718	55,181	232,000	232,000	232,000	232,000	232,000	1,160,000	1,384,718
Inspection			2,000	2,000	2,000	2,000	2,000	10,000	10,000
Professional								0	0
Other: Contingency								0	0
Other:	2,300	2,300						0	2,300
Expense Amount Total	230,018	60,481	235,000	235,000	235,000	235,000	235,000	1,175,000	1,405,018

Project Status:		Percent Complete:	Additional Comments:
			It is not anticipated that these improvements will increase the operating costs over what is existing

Shading represents the current Fiscal Year.

Printed:

9-May-18

CITY OF LA QUINTA: CAPITAL IMPROVEMENT PROGRAM DETAIL

Project No.: 201512 - Citywide Drainage Enhancements

Project Improvement Type: Drainage Improvement

Description

Proposed improvements will provide upgraded drainage improvements on a citywide basis. Current priorities include improvements to the Eisenhower Drive and Washington Street corridors in accordance with the findings of the Focused Drainage Study. Future improvements will include improvements in the La Quinta Village area.

Revenue Amounts Category	Carryover Appropriation	Balance A/O 04/17/2018	New Appropriation by Fiscal Year					New Appropriation	Total Appropriation
			2018/2019	2019/2020	2020/2021	2021/2022	2022/2023		
General Fund	4,333,406	624,291	477,000	477,000	477,000	477,000	477,000	2,385,000	6,718,406
Unassigned CIP GF Fund Savings								0	0
Art in Public Places (APP)								0	0
Measure G Sales Tax	2,407,373	2,367,483	1,166,500					1,166,500	3,573,873
SB 1 Road Maint / Rehab								0	0
Quimby Funds								0	0
DIF - Community Center								0	0
Infrastructure Fund								0	0
DIF - Transportation								0	0
DIF - Parks / Rec								0	0
Measure A								0	0
Other:								0	0
Revenue Amount Total	6,740,779	2,991,774	1,643,500	477,000	477,000	477,000	477,000	3,551,500	10,292,279

Expense Amounts

Category	Carryover Appropriation	Balance A/O 04/17/2018	New Appropriation by Fiscal Year					New Appropriation	Total Appropriation
			2018/2019	2019/2020	2020/2021	2021/2022	2022/2023		
Administration	70,000	69,142	12,900	12,900	12,900	12,900	12,900	64,500	134,500
Engineering	579,495	336,939	25,798	25,798	25,798	25,798	25,798	128,990	708,485
Construction	2,022,000	2,021,466	257,977	257,977	257,977	257,977	257,977	1,289,885	3,311,885
Inspection	326,816	326,816	25,153	25,153	25,153	25,153	25,153	125,765	452,581
Professional	150,000	66,093	19,992	19,992	19,992	19,992	19,992	99,960	249,960
Contingency	171,292	171,292	135,180	135,180	135,180	135,180	135,180	675,900	847,192
Other: Land Purchase	3,421,176	26	1,166,500					1,166,500	4,587,676
Expense Amount Total	326,816	326,816	1,643,500	477,000	477,000	477,000	477,000	3,551,500	10,292,279

Project Status:		Percent Complete:	Additional Comments:

Shading represents the current Fiscal Year.

Printed:

9-May-18

CITY OF LA QUINTA: CAPITAL IMPROVEMENT PROGRAM DETAIL

Project No.: 201603 - La Quinta Landscape Renovation Improvement

Project Improvement Type: Landscaping and Lighting Improvement

Description

The proposed improvements will refresh/update the landscape and lighting improvements within the public right of way throughout the City of La Quinta. Improvements may include: turf removal in parkways and slopes of retention basins; desert efficient landscape installation in the parkways; "desert oasis" themed landscape installation in retention basins; reduction of slopes exceeding 3:1 using keystone retaining block; cleaning and painting all walls (except split face); cleaning split face walls; replacing light fixtures at intersections as required; adding new electrical pedestals, conduit, wire and light fixtures at dark intersections; tree removal in turf areas as required; tree removal under power lines as required; and tree replacement 1 for every 3 removed.

Revenue Amounts			New Appropriation by Fiscal Year						
Category	Carryover Appropriation	Balance A/O 04/17/2018	2018/2019	2019/2020	2020/2021	2021/2022	2022/2023	New Appropriation	Total Appropriation
General Fund	750,000	323,927						0	750,000
Unassigned CIP GF Fund Savings								0	0
Art in Public Places (APP)								0	0
Measure G Sales Tax	1,802,576	1,333,387	2,129,613	3,859,103	1,408,356			7,397,072	9,199,648
SB 1 Road Maint / Rehab								0	0
Quimby Funds								0	0
DIF - Community Center								0	0
Infrastructure Fund								0	0
DIF - Transportation								0	0
DIF - Parks / Rec								0	0
Measure A								0	0
Other:	0	7,020						0	0
Revenue Amount Total	2,552,576	1,664,334	2,129,613	3,859,103	1,408,356	0	0	7,397,072	9,949,648

Expense Amounts			New Appropriation by Fiscal Year						
Category	Carryover Appropriation	Balance A/O 04/17/2018	2018/2019	2019/2020	2020/2021	2021/2022	2022/2023	New Appropriation	Total Appropriation
Administration	87,916	87,083	73,057	132,388	48,314			253,759	341,675
Engineering	175,833	30,786	146,114	264,776	96,628			507,518	683,351
Construction	1,758,328	1,082,037	1,461,141	2,647,755	966,282			5,075,178	6,833,506
Inspection	0	-4,216	142,461	258,156	94,212			494,830	494,830
Professional	136,271	81,121	113,238	205,201	74,887			393,326	529,597
Contingency	222,791	222,791	193,601	350,828	128,032			672,461	895,252
Other:	0	25,845						0	0
Expense Amount Total	171,437	138,887	2,129,613	3,859,103	1,408,356	0	0	7,397,073	9,778,212

Project Status:		Percent Complete:	Additional Comments:
			This project will occur annually until the landscape and lighting improvements within the City owned right of way in North La Quinta is complete. Funds remaining from each fiscal year will carry over for use in the following fiscal year.

Shading represents the current Fiscal Year.

Printed:

9-May-18

CITY OF LA QUINTA: CAPITAL IMPROVEMENT PROGRAM DETAIL

Project No.: 201702 - Developer Reimbursement for DIF Eligible Improvements

Project Improvement Type: Developer Reimbursement Agreement

Description

Reimbursement of developers with approved Developer Reimbursement Agreements (DRA). Reimbursement priorities have been established based on the reimbursement criteria approved by the City Council, and a payment schedule will be implemented.

Revenue Amounts Category	Carryover Appropriation	Balance A/O 04/17/2018	New Appropriation by Fiscal Year					New Appropriation	Total Appropriation
			2018/2019	2019/2020	2020/2021	2021/2022	2022/2023		
General Fund								0	0
Unassigned CIP GF Fund Savings								0	0
Art in Public Places (APP)								0	0
Measure G Sales Tax								0	0
SB 1 Road Maint / Rehab								0	0
Quimby Funds								0	0
DIF - Community Center								0	0
Infrastructure Fund								0	0
DIF - Transportation	400,000	0	400,000	400,000	400,000	400,000	400,000	2,000,000	2,400,000
DIF - Parks / Rec								0	0
Measure A								0	0
Other:								0	0
Revenue Amount Total	400,000	0	400,000	400,000	400,000	400,000	400,000	2,000,000	2,400,000

Expense Amounts Category	Carryover Appropriation	Balance A/O 04/17/2018	New Appropriation by Fiscal Year					New Appropriation	Total Appropriation
			2018/2019	2019/2020	2020/2021	2021/2022	2022/2023		
Administration								0	0
Engineering								0	0
Construction								0	0
Inspection								0	0
Professional								0	0
Right of Way Acquisition								0	0
Other: Contingency								0	0
Other: Developer Reimbursement	400,000	0	400,000	400,000	400,000	400,000	400,000	2,000,000	2,400,000
Expense Amount Total	0	0	400,000	400,000	400,000	400,000	400,000	2,000,000	2,400,000

Project Status:			Additional Comments:
Engineering	Percent Complete:	0%	Refer to 'DRA' Tab for further explanations and complete payment timeline. It is anticipated that the final DRA repayments will be issued in Fiscal Year 2028/2029.
Construction	Percent Complete:	0%	

Shading represents the current Fiscal Year.

Printed:

9-May-18

CITY OF LA QUINTA: CAPITAL IMPROVEMENT PROGRAM DETAIL

Project No.: 202001 - Washington Street at Washington Park (Left Turn Lane)

Project Improvement Type: Street Improvement

Description

The proposed improvement will install a new left turn on Washington Street at the Washington Park Commercial Center entrance.

Revenue Amounts			New Appropriation by Fiscal Year					New Appropriation	Total Appropriation
Category	Carryover Appropriation	Balance A/O 04/17/2018	2018/2019	2019/2020	2020/2021	2021/2022	2022/2023		
General Fund								0	0
Unassigned CIP GF Fund Savings								0	0
Art in Public Places (APP)								0	0
Measure G Sales Tax								0	0
SB 1 Road Maint / Rehab								0	0
Quimby Funds								0	0
DIF - Community Center								0	0
Infrastructure Fund								0	0
DIF - Transportation								0	0
DIF - Parks / Rec								0	0
Measure A					258,000			258,000	258,000
Other:								0	0
Revenue Amount Total	0	0	0	0	258,000	0	0	258,000	258,000

Expense Amounts			New Appropriation by Fiscal Year					New Appropriation	Total Appropriation
Category	Carryover Appropriation	Balance A/O 04/17/2018	2018/2019	2019/2020	2020/2021	2021/2022	2022/2023		
Administration					8,851			8,851	8,851
Engineering					17,702			17,702	17,702
Construction					177,015			177,015	177,015
Inspection					17,259			17,259	17,259
Professional					13,719			13,719	13,719
Contingency					23,455			23,455	23,455
Other:								0	0
Expense Amount Total	0	0	0	0	258,000	0	0	258,000	258,000

		Additional Comments:
Project Status:	Percent Complete:	

Shading represents the current Fiscal Year. Printed: 9-May-18

CITY OF LA QUINTA: CAPITAL IMPROVEMENT PROGRAM DETAIL

Project No.: 202002 - Dune Palms Road at Corporate Center Drive (New Traffic Signal)

Project Improvement Type: Street Improvement (Traffic Signal)

Description

The proposed improvement will install a new traffic signal at the intersection of Dune Palms Road and Corporate Center Drive.

Revenue Amounts Category	Carryover Appropriation	Balance A/O 04/17/2018	New Appropriation by Fiscal Year					New Appropriation	Total Appropriation
			2018/2019	2019/2020	2020/2021	2021/2022	2022/2023		
General Fund								0	0
Unassigned CIP GF Fund Savings								0	0
Art in Public Places (APP)								0	0
Measure G Sales Tax								0	0
SB 1 Road Maint / Rehab								0	0
Quimby Funds								0	0
DIF - Community Center								0	0
Infrastructure Fund								0	0
DIF - Transportation								0	0
DIF - Parks / Rec								0	0
Measure A					430,000			430,000	430,000
Other:								0	0
Revenue Amount Total	0	0	0	0	430,000	0	0	430,000	430,000

Expense Amounts Category	Carryover Appropriation	Balance A/O 04/17/2018	New Appropriation by Fiscal Year					New Appropriation	Total Appropriation
			2018/2019	2019/2020	2020/2021	2021/2022	2022/2023		
Administration					9,000			9,000	9,000
Engineering					30,000			30,000	30,000
Construction					300,000			300,000	300,000
Inspection					29,000			29,000	29,000
Professional					23,000			23,000	23,000
Contingency					39,000			39,000	39,000
Other:								0	0
Expense Amount Total	0	0	0	0	430,000	0	0	430,000	430,000

		Additional Comments:
Project Status:	Percent Complete:	Traffic Signal Warrants will be required.

Shading represents the current Fiscal Year.

Printed:

9-May-18

CITY OF LA QUINTA: CAPITAL IMPROVEMENT PROGRAM DETAIL

Project No.: 202003 - Washington Street at Miles Avenue (Dual Left Turn Lanes)

Project Improvement Type: Street Improvement

Description

The proposed improvements will install dual left turn lanes at the intersection of Washington Street and Miles Avenue.

Revenue Amounts Category	Carryover Appropriation	Balance A/O 04/17/2018	New Appropriation by Fiscal Year					New Appropriation	Total Appropriation
			2018/2019	2019/2020	2020/2021	2021/2022	2022/2023		
General Fund								0	0
Unassigned CIP GF Fund Savings								0	0
Art in Public Places (APP)								0	0
Measure G Sales Tax								0	0
SB 1 Road Maint / Rehab								0	0
Quimby Funds								0	0
DIF - Community Center								0	0
Infrastructure Fund								0	0
DIF - Transportation								0	0
DIF - Parks / Rec								0	0
Measure A					382,500			382,500	382,500
Other: City of Indian Wells					382,500			382,500	382,500
Revenue Amount Total	0	0	0	0	765,000	0	0	765,000	765,000

Expense Amounts Category	Carryover Appropriation	Balance A/O 04/17/2018	New Appropriation by Fiscal Year					New Appropriation	Total Appropriation
			2018/2019	2019/2020	2020/2021	2021/2022	2022/2023		
Administration					26,250			26,250	26,250
Engineering					52,500			52,500	52,500
Construction					525,000			525,000	525,000
Inspection					51,188			51,188	51,188
Professional					40,688			40,688	40,688
Contingency					69,374			69,374	69,374
Other:								0	0
Expense Amount Total	0	0	0	0	765,000	0	0	765,000	765,000

Project Status:		Percent Complete:		Additional Comments:

Shading represents the current Fiscal Year.

Printed:

9-May-18

CITY OF LA QUINTA: CAPITAL IMPROVEMENT PROGRAM DETAIL

Project No.: 202004 - Cooperate Yard Phase II

Project Improvement Type: Public Facility

Description

The proposed improvement will complete the Phase II Corporate Yard Facility. Improvements include the construction of Administrative Offices and Crew Space.

Revenue Amounts Category	Carryover Appropriation	Balance A/O 04/17/2018	New Appropriation by Fiscal Year					New Appropriation	Total Appropriation
			2018/2019	2019/2020	2020/2021	2021/2022	2022/2023		
General Fund								0	0
Unassigned CIP GF Fund Savings								0	0
Art in Public Places (APP)								0	0
Measure G Sales Tax					2,000,000			2,000,000	2,000,000
SB 1 Road Maint / Rehab								0	0
Quimby Funds								0	0
DIF - Community Center								0	0
Infrastructure Fund								0	0
DIF - Transportation								0	0
DIF - Parks / Rec								0	0
Measure A								0	0
Other:								0	0
Revenue Amount Total	0	0	0	0	2,000,000	0	0	2,000,000	2,000,000

Expense Amounts Category	Carryover Appropriation	Balance A/O 04/17/2018	New Appropriation by Fiscal Year					New Appropriation	Total Appropriation
			2018/2019	2019/2020	2020/2021	2021/2022	2022/2023		
Administration (2.5%)					34,965			34,965	34,965
Engineering (10%)					139,860			139,860	139,860
Construction					1,398,601			1,398,601	1,398,601
Inspection (9.75%)					136,364			136,364	136,364
Professional (7.75%)					108,392			108,392	108,392
Contingency (10% of whole)					181,818			181,818	181,818
Other:								0	0
Expense Amount Total	0	0	0	0	2,000,000	0	0	2,000,000	2,000,000

Project Status:		Percent Complete:	Additional Comments:
			Facility will be managed by contract service.

Shading represents the current Fiscal Year. Printed: 9-May-18

CITY OF LA QUINTA: CAPITAL IMPROVEMENT PROGRAM DETAIL

Project No.: 202005 - Highway 111 at La Quinta Center Drive (Dual Left Turn Lanes)

Project Improvement Type: Street Improvement

Description

The proposed improvements will install dual left turn lanes at the intersection of Highway 111 and La Quinta Center Drive.

Revenue Amounts Category	Carryover Appropriation	Balance A/O 04/17/2018	New Appropriation by Fiscal Year					New Appropriation	Total Appropriation
			2018/2019	2019/2020	2020/2021	2021/2022	2022/2023		
General Fund								0	0
Unassigned CIP GF Fund Savings								0	0
Art in Public Places (APP)								0	0
Measure G Sales Tax								0	0
SB 1 Road Maint / Rehab					702,790			702,790	702,790
Quimby Funds								0	0
DIF - Community Center								0	0
Infrastructure Fund								0	0
DIF - Transportation								0	0
DIF - Parks / Rec								0	0
Measure A								0	0
Other:								0	0
Revenue Amount Total	0	0	0	0	702,790	0	0	702,790	702,790

Expense Amounts Category	Carryover Appropriation	Balance A/O 04/17/2018	New Appropriation by Fiscal Year					New Appropriation	Total Appropriation
			2018/2019	2019/2020	2020/2021	2021/2022	2022/2023		
Administration					23,868			23,868	23,868
Engineering					47,737			47,737	47,737
Construction					477,367			477,367	477,367
Inspection					46,543			46,543	46,543
Professional					36,996			36,996	36,996
Contingency					70,279			70,279	70,279
Other:								0	0
Expense Amount Total	0	0	0	0	702,790	0	0	702,790	702,790

Project Status:		Percent Complete:	Additional Comments:

Shading represents the current Fiscal Year.

Printed:

9-May-18



CITY OF LA QUINTA
CAPITAL IMPROVEMENT PROGRAM
FISCAL YEAR 2018/2019 THROUGH 2022/2023

FISCAL YEAR 2021/2022

[Return to Table of Contents](#)

CITY OF LA QUINTA: CAPITAL IMPROVEMENT PROGRAM DETAIL

Project No.: 2122 ADA - ADA Accessible Ramps - Various Locations

Project Improvement Type: Street Improvement (Pedestrian)

Description

This annual project provides for the construction of ADA accessible ramps at various locations. The new ADA ramps are selected from the prioritized improvements recommended as part of the ADA Transition Plan Report.

Revenue Amounts Category	Carryover Appropriation	Balance A/O 04/17/2018	New Appropriation by Fiscal Year					New Appropriation	Total Appropriation
			2018/2019	2019/2020	2020/2021	2021/2022	2022/2023		
General Fund	3,828	691	20,000	20,000	20,000	20,000	20,000	100,000	103,828
Unassigned CIP GF Fund Savings								0	0
Art in Public Places (APP)								0	0
Measure G Sales Tax								0	0
SB 1 Road Maint / Rehab								0	0
Quimby Funds								0	0
DIF - Community Center								0	0
Infrastructure Fund								0	0
DIF - Transportation								0	0
DIF - Parks / Rec								0	0
Measure A								0	0
Other:								0	0
Revenue Amount Total	3,828	691	20,000	20,000	20,000	20,000	20,000	100,000	103,828

Expense Amounts Category	Carryover Appropriation	Balance A/O 04/17/2018	New Appropriation by Fiscal Year					New Appropriation	Total Appropriation
			2018/2019	2019/2020	2020/2021	2021/2022	2022/2023		
Administration			282	282	282	282	282	1,410	1,410
Engineering		-2,610	1,411	1,411	1,411	1,411	1,411	7,055	7,055
Construction			14,109	14,109	14,109	14,109	14,109	70,545	70,545
Inspection		-527	1,376	1,376	1,376	1,376	1,376	6,880	6,880
Professional			1,411	1,411	1,411	1,411	1,411	7,055	7,055
Contingency	3,828	3,828	1,411	1,411	1,411	1,411	1,411	7,055	10,883
Other:								0	0
Expense Amount Total	3,828	691	20,000	20,000	20,000	20,000	20,000	100,000	103,828

Project Status:			Percent Complete:	Additional Comments:
			0%	It is not anticipated that these improvements will increase the operating costs over what is existing
			0%	
			0%	
			0%	

Shading represents the current Fiscal Year. Printed: 9-May-18

CITY OF LA QUINTA: CAPITAL IMPROVEMENT PROGRAM DETAIL

Project No.: 2122 CPM - Citywide Preventative Maintenance Plan Improvements

Project Improvement Type: Public Facility

Description

Replacement of HVAC units at several older City owned facilities as part of the City's Preventative Maintenance Plan and Facilities Assessment. Many HVAC units are at/over their useful life. Newer systems are more energy efficient resulting in energy cost reductions in the General Fund.

Revenue Amounts			New Appropriation by Fiscal Year						Total Appropriation
Category	Carryover Appropriation	Balance A/O 04/17/2018	2018/2019	2019/2020	2020/2021	2021/2022	2022/2023	New Appropriation	
General Fund								0	0
Unassigned CIP GF Fund Savings								0	0
Art in Public Places (APP)								0	0
Measure G Sales Tax								0	0
SB 1 Road Maint / Rehab								0	0
Quimby Funds								0	0
DIF - Community Center								0	0
Infrastructure Fund								0	0
DIF - Transportation								0	0
DIF - Parks / Rec								0	0
Measure A								0	0
Other: Equip. Replacement Fund	84,561	83,691	50,000	50,000	50,000	50,000	50,000	250,000	334,561
Revenue Amount Total	84,561	83,691	50,000	50,000	50,000	50,000	50,000	250,000	334,561

Expense Amounts			New Appropriation by Fiscal Year						Total Appropriation
Category	Carryover Appropriation	Balance A/O 04/17/2018	2018/2019	2019/2020	2020/2021	2021/2022	2022/2023	New Appropriation	
Administration	3,586	3,586	1,793	1,793	1,793	1,793	1,793	8,965	12,551
Engineering	7,172	6,302	3,586	3,586	3,586	3,586	3,586	17,930	25,102
Construction	56,283	56,283	35,861	35,861	35,861	35,861	35,861	179,305	235,588
Inspection	3,496	3,496	3,496	3,496	3,496	3,496	3,496	17,480	20,976
Professional	1,436	1,436	718	718	718	718	718	3,590	5,026
Other: Contingency	9,092	9,092	4,546	4,546	4,546	4,546	4,546	22,730	31,822
Other:	3,496	3,496							3,496
Expense Amount Total	84,561	83,691	50,000	50,000	50,000	50,000	50,000	250,000	334,561

Project Status:		Percent Complete:	Additional Comments:
			This is an annually recurring program.

Shading represents the current Fiscal Year. Printed: 9-May-18

CITY OF LA QUINTA: CAPITAL IMPROVEMENT PROGRAM DETAIL

Project No.: 2122 PMP - Pavement Management Plan Street Improvements

Project Improvement Type: Street Improvement

Description

The project will slurry seal, reconstruct, and/or restripe roadways within the City in accordance with the future recommendations developed by the Pavement Management Plan (PMP).

Category	Carryover Appropriation	Balance A/O 04/17/2018	New Appropriation by Fiscal Year					New Appropriation	Total Appropriation
			2018/2019	2019/2020	2020/2021	2021/2022	2022/2023		
General Fund	1,860,401	813,402	1,000,000	1,000,000	1,000,000	1,000,000	1,000,000	5,000,000	6,860,401
Unassigned CIP GF Fund Savings								0	0
Art in Public Places (APP)								0	0
Measure G Sales Tax								0	0
SB 1 Road Maint / Rehab								0	0
Quimby Funds								0	0
DIF - Community Center								0	0
Infrastructure Fund								0	0
DIF - Transportation								0	0
DIF - Parks / Rec								0	0
Measure A								0	0
Other:	32,000	17,068						0	32,000
Revenue Amount Total	1,892,401	830,470	1,000,000	1,000,000	1,000,000	1,000,000	1,000,000	5,000,000	6,892,401

Category	Carryover Appropriation	Balance A/O 04/17/2018	New Appropriation by Fiscal Year					New Appropriation	Total Appropriation
			2018/2019	2019/2020	2020/2021	2021/2022	2022/2023		
Administration	41,697	40,412	25,000	25,000	25,000	25,000	25,000	125,000	166,697
Engineering	745,079	745,079	40,000	40,000	40,000	40,000	40,000	200,000	945,079
Construction	742,500	-214,629	742,500	742,500	742,500	742,500	742,500	3,712,500	4,455,000
Inspection	0	-8,168	97,500	97,500	97,500	97,500	97,500	487,500	487,500
Professional	35,760	-9,085	20,000	20,000	20,000	20,000	20,000	100,000	135,760
Contingency	163,658	163,658	75,000	75,000	75,000	75,000	75,000	375,000	538,658
Other:	0	0						0	0
Expense Amount Total	163,707	113,204	1,000,000	1,000,000	1,000,000	1,000,000	1,000,000	5,000,000	6,728,694

Project Status:		Percent Complete:	Additional Comments:
			It is not anticipated that these improvements will increase the operating costs over what is existing

Shading represents the current Fiscal Year. Printed: 9-May-18

CITY OF LA QUINTA: CAPITAL IMPROVEMENT PROGRAM DETAIL

Project No.: 2122 STI - Sidewalks - Various Locations

Project Improvement Type: Street Improvement (Pedestrian)

Description

This annual project provides for the construction of sidewalks at various locations. The new sidewalk sections are selected from the prioritized improvements recommended as part of the ADA Transition Plan Report.

Revenue Amounts			New Appropriation by Fiscal Year					New Appropriation	Total Appropriation
Category	Carryover Appropriation	Balance A/O 04/17/2018	2018/2019	2019/2020	2020/2021	2021/2022	2022/2023		
General Fund	125,600	122,845	55,000	55,000	55,000	55,000	55,000	275,000	400,600
Unassigned CIP GF Fund Savings								0	0
Art in Public Places (APP)								0	0
Measure G Sales Tax								0	0
SB 1 Road Maint / Rehab								0	0
Quimby Funds								0	0
DIF - Community Center								0	0
Infrastructure Fund								0	0
DIF - Transportation								0	0
DIF - Parks / Rec								0	0
Measure A								0	0
Other:								0	0
Revenue Amount Total	125,600	122,845	55,000	55,000	55,000	55,000	55,000	275,000	400,600

Expense Amounts			New Appropriation by Fiscal Year					New Appropriation	Total Appropriation
Category	Carryover Appropriation	Balance A/O 04/17/2018	2018/2019	2019/2020	2020/2021	2021/2022	2022/2023		
Administration	8,674	8,674	777	777	777	777	777	3,885	12,559
Engineering	3,880	1,125	3,880	3,880	3,880	3,880	3,880	19,400	23,280
Construction	39,426	39,426	38,800	38,800	38,800	38,800	38,800	194,000	233,426
Inspection			3,783	3,783	3,783	3,783	3,783	18,915	18,915
Professional	27,587	27,587	3,880	3,880	3,880	3,880	3,880	19,400	46,987
Contingency	18,355	18,355	3,880	3,880	3,880	3,880	3,880	19,400	37,755
Other:	27,678	27,678						0	27,678
Expense Amount Total	125,600	122,845	55,000	55,000	55,000	55,000	55,000	275,000	400,600

		Additional Comments:
Project Status:	Percent Complete:	Anticipated Expenditures FY 16/17: 1. City Hall ADA - \$39,400 Balance Available FY 17/18 - \$207,606
	0%	
	0%	
	0%	
	0%	

Shading represents the current Fiscal Year. Printed: 9-May-18

CITY OF LA QUINTA: CAPITAL IMPROVEMENT PROGRAM DETAIL

Project No.: 2122 TMI - Citywide Traffic Signal Maintenance Improvements

Project Improvement Type: Street Improvement (Traffic Signal)

Description

This project will address the annual traffic signal maintenance needs city-wide, including upgrades to the signal equipment and re-wiring intersections on an as needed basis.

Revenue Amounts

Category	Carryover Appropriation	Balance A/O 04/17/2018	New Appropriation by Fiscal Year					New Appropriation	Total Appropriation
			2018/2019	2019/2020	2020/2021	2021/2022	2022/2023		
General Fund								0	0
Unassigned CIP GF Fund Savings								0	0
Art in Public Places (APP)								0	0
Measure G Sales Tax								0	0
SB 1 Road Maint / Rehab								0	0
Quimby Funds								0	0
DIF - Community Center								0	0
Infrastructure Fund								0	0
DIF - Transportation								0	0
DIF - Parks / Rec								0	0
Measure A	230,018	60,481	235,000	235,000	235,000	235,000	235,000	1,175,000	1,405,018
Other:								0	0
Revenue Amount Total	230,018	60,481	235,000	235,000	235,000	235,000	235,000	1,175,000	1,405,018

Expense Amounts

Category	Carryover Appropriation	Balance A/O 04/17/2018	New Appropriation by Fiscal Year					New Appropriation	Total Appropriation
			2018/2019	2019/2020	2020/2021	2021/2022	2022/2023		
Administration	3,000	3,000	1,000	1,000	1,000	1,000	1,000	5,000	8,000
Engineering								0	0
Construction	224,718	55,181	232,000	232,000	232,000	232,000	232,000	1,160,000	1,384,718
Inspection			2,000	2,000	2,000	2,000	2,000	10,000	10,000
Professional								0	0
Other: Contingency								0	0
Other:	2,300	2,300						0	2,300
Expense Amount Total	230,018	60,481	235,000	235,000	235,000	235,000	235,000	1,175,000	1,405,018

Additional Comments:

Project Status:	Percent Complete:	It is not anticipated that these improvements will increase the operating costs over what is existing

Shading represents the current Fiscal Year.

Printed:

9-May-18

CITY OF LA QUINTA: CAPITAL IMPROVEMENT PROGRAM DETAIL

Project No.: 201512 - Citywide Drainage Enhancements

Project Improvement Type: Drainage Improvement

Description

Proposed improvements will provide upgraded drainage improvements on a citywide basis. Current priorities include improvements to the Eisenhower Drive and Washington Street corridors in accordance with the findings of the Focused Drainage Study. Future improvements will include improvements in the La Quinta Village area.

Revenue Amounts Category	Carryover Appropriation	Balance A/O 04/17/2018	New Appropriation by Fiscal Year					New Appropriation	Total Appropriation
			2018/2019	2019/2020	2020/2021	2021/2022	2022/2023		
General Fund	4,333,406	624,291	477,000	477,000	477,000	477,000	477,000	2,385,000	6,718,406
Unassigned CIP GF Fund Savings								0	0
Art in Public Places (APP)								0	0
Measure G Sales Tax	2,407,373	2,367,483	1,166,500					1,166,500	3,573,873
SB 1 Road Maint / Rehab								0	0
Quimby Funds								0	0
DIF - Community Center								0	0
Infrastructure Fund								0	0
DIF - Transportation								0	0
DIF - Parks / Rec								0	0
Measure A								0	0
Other:								0	0
Revenue Amount Total	6,740,779	2,991,774	1,643,500	477,000	477,000	477,000	477,000	3,551,500	10,292,279

Expense Amounts

Category	Carryover Appropriation	Balance A/O 04/17/2018	New Appropriation by Fiscal Year					New Appropriation	Total Appropriation
			2018/2019	2019/2020	2020/2021	2021/2022	2022/2023		
Administration	70,000	69,142	12,900	12,900	12,900	12,900	12,900	64,500	134,500
Engineering	579,495	336,939	25,798	25,798	25,798	25,798	25,798	128,990	708,485
Construction	2,022,000	2,021,466	257,977	257,977	257,977	257,977	257,977	1,289,885	3,311,885
Inspection	326,816	326,816	25,153	25,153	25,153	25,153	25,153	125,765	452,581
Professional	150,000	66,093	19,992	19,992	19,992	19,992	19,992	99,960	249,960
Contingency	171,292	171,292	135,180	135,180	135,180	135,180	135,180	675,900	847,192
Other: Land Purchase	3,421,176	26	1,166,500					1,166,500	4,587,676
Expense Amount Total	326,816	326,816	1,643,500	477,000	477,000	477,000	477,000	3,551,500	10,292,279

Project Status:		Percent Complete:	Additional Comments:

Shading represents the current Fiscal Year.

Printed:

9-May-18

CITY OF LA QUINTA: CAPITAL IMPROVEMENT PROGRAM DETAIL

Project No.: 201702 - Developer Reimbursement for DIF Eligible Improvements

Project Improvement Type: Developer Reimbursement Agreement

Description

Reimbursement of developers with approved Developer Reimbursement Agreements (DRA). Reimbursement priorities have been established based on the reimbursement criteria approved by the City Council, and a payment schedule will be implemented.

Revenue Amounts	Category	Carryover Appropriation	Balance A/O 04/17/2018	New Appropriation by Fiscal Year					New Appropriation	Total Appropriation
				2018/2019	2019/2020	2020/2021	2021/2022	2022/2023		
	General Fund								0	0
	Unassigned CIP GF Fund Savings								0	0
	Art in Public Places (APP)								0	0
	Measure G Sales Tax								0	0
	SB 1 Road Maint / Rehab								0	0
	Quimby Funds								0	0
	DIF - Community Center								0	0
	Infrastructure Fund								0	0
	DIF - Transportation	400,000	0	400,000	400,000	400,000	400,000	400,000	2,000,000	2,400,000
	DIF - Parks / Rec								0	0
	Measure A								0	0
	Other:								0	0
	Revenue Amount Total	400,000	0	400,000	400,000	400,000	400,000	400,000	2,000,000	2,400,000

Expense Amounts	Category	Carryover Appropriation	Balance A/O 04/17/2018	2018/2019	2019/2020	2020/2021	2021/2022	2022/2023	New Appropriation	Total Appropriation
	Engineering								0	0
	Construction								0	0
	Inspection								0	0
	Professional								0	0
	Right of Way Acquisition								0	0
	Other: Contingency								0	0
	Other: Developer Reimbursement	400,000	0	400,000	400,000	400,000	400,000	400,000	2,000,000	2,400,000
	Expense Amount Total	0	0	400,000	400,000	400,000	400,000	400,000	2,000,000	2,400,000

Project Status:			Percent Complete:	Additional Comments:
Engineering			0%	Refer to 'DRA' Tab for further explanations and complete payment timeline. It is anticipated that the final DRA repayments will be issued in Fiscal Year 2028/2029.
Construction			0%	

Shading represents the current Fiscal Year. Printed: 9-May-18

CITY OF LA QUINTA: CAPITAL IMPROVEMENT PROGRAM DETAIL

Project No.: 202101 - Jefferson Street at Quarry Lane Mini-Roundabout

Project Improvement Type: Street Improvement

Description

The project consists of the removal of the existing pavement section and replacement with new pavement within the limits of the proposed mini-roundabout. The mini-roundabout will include a truck apron with landscaping in the center-island. Drainage is assumed to sheet flow off the roadway to match the current drainage pattern. It is assumed that a right-of-entry will be given to the City at no cost per the City's request.

Revenue Amounts Category	Carryover Appropriation	Balance A/O 04/17/2018	New Appropriation by Fiscal Year					New Appropriation	Total Appropriation
			2018/2019	2019/2020	2020/2021	2021/2022	2022/2023		
General Fund								0	0
Unassigned CIP GF Fund Savings								0	0
Art in Public Places (APP)								0	0
Measure G Sales Tax								0	0
SB 1 Road Maint / Rehab								0	0
Quimby Funds								0	0
DIF - Community Center								0	0
Infrastructure Fund								0	0
DIF - Transportation								0	0
DIF - Parks / Rec								0	0
Measure A						846,000		846,000	846,000
Other:								0	0
Revenue Amount Total	0	0	0	0	0	846,000	0	846,000	846,000

Expense Amounts Category	Carryover Appropriation	Balance A/O 04/17/2018	New Appropriation by Fiscal Year					New Appropriation	Total Appropriation
			2018/2019	2019/2020	2020/2021	2021/2022	2022/2023		
Administration						29,000		29,000	29,000
Engineering						60,000		60,000	60,000
Construction						580,000		580,000	580,000
Inspection						56,000		56,000	56,000
Professional						44,000		44,000	44,000
Contingency						77,000		77,000	77,000
Other:								0	0
Expense Amount Total	0	0	0	0	0	846,000	0	846,000	846,000

Project Status:		Percent Complete:	Additional Comments:

Shading represents the current Fiscal Year.

Printed:

9-May-18

CITY OF LA QUINTA: CAPITAL IMPROVEMENT PROGRAM DETAIL

Project No.: 202102 - Caleo Bay at Avenue 47 (New Traffic Signal)

Project Improvement Type: Street Improvement (Traffic Signal)

Description

The proposed improvement will install a new traffic signal on Avenue 47 at Caleo Bay.

Revenue Amounts Category	Carryover Appropriation	Balance A/O 04/17/2018	New Appropriation by Fiscal Year					New Appropriation	Total Appropriation
			2018/2019	2019/2020	2020/2021	2021/2022	2022/2023		
General Fund								0	0
Unassigned CIP GF Fund Savings								0	0
Art in Public Places (APP)								0	0
Measure G Sales Tax								0	0
SB 1 Road Maint / Rehab								0	0
Quimby Funds								0	0
DIF - Community Center								0	0
Infrastructure Fund								0	0
DIF - Transportation							430,000	430,000	430,000
DIF - Parks / Rec								0	0
Measure A								0	0
Other:								0	0
Revenue Amount Total	0	0	0	0	0	0	430,000	430,000	430,000

Expense Amounts Category	Carryover Appropriation	Balance A/O 04/17/2018	2018/2019	2019/2020	2020/2021	2021/2022	2022/2023	New Appropriation	Total Appropriation
Engineering						30,000	30,000	30,000	
Construction						300,000	300,000	300,000	
Inspection						29,000	29,000	29,000	
Professional						23,000	23,000	23,000	
Contingency						39,000	39,000	39,000	
Other:								0	
Expense Amount Total	0	0	0	0	0	430,000	0	430,000	430,000

Project Status:		Percent Complete:	Additional Comments:
			Project will require Traffic Signal Warrants.

Shading represents the current Fiscal Year. Printed: 9-May-18

CITY OF LA QUINTA: CAPITAL IMPROVEMENT PROGRAM DETAIL

Project No.: 202103 - Washington Street at Lake La Quinta Drive (New Traffic Signal)

Project Improvement Type: Street Improvement (Traffic Signal)

Description

The proposed improvement will install a new traffic signal on Washington Street and Lake La Quinta Drive.

Revenue Amounts Category	Carryover Appropriation	Balance A/O 04/17/2018	New Appropriation by Fiscal Year					New Appropriation	Total Appropriation
			2018/2019	2019/2020	2020/2021	2021/2022	2022/2023		
General Fund								0	0
Unassigned CIP GF Fund Savings								0	0
Art in Public Places (APP)								0	0
Measure G Sales Tax								0	0
SB 1 Road Maint / Rehab								0	0
Quimby Funds								0	0
DIF - Community Center								0	0
Infrastructure Fund								0	0
DIF - Transportation							430,000	430,000	430,000
DIF - Parks / Rec								0	0
Measure A								0	0
Other:								0	0
Revenue Amount Total	0	0	0	0	0	0	430,000	0	430,000

Expense Amounts Category	Carryover Appropriation	Balance A/O 04/17/2018	New Appropriation by Fiscal Year					New Appropriation	Total Appropriation
			2018/2019	2019/2020	2020/2021	2021/2022	2022/2023		
Administration						9,000		9,000	9,000
Engineering						30,000		30,000	30,000
Construction						300,000		300,000	300,000
Inspection						29,000		29,000	29,000
Professional						23,000		23,000	23,000
Contingency						39,000		39,000	39,000
Other:								0	0
Expense Amount Total	0	0	0	0	0	430,000	0	430,000	430,000

		Additional Comments:
Project Status:	Percent Complete:	Traffic Signal Warrants will be required.

Shading represents the current Fiscal Year. Printed: 9-May-18

CITY OF LA QUINTA: CAPITAL IMPROVEMENT PROGRAM DETAIL

Project No.: 202104 - Highway 111 at Simon Drive (Dual Left Turn Lanes)

Project Improvement Type: Street Improvement

Description

The proposed improvement will install dual left turn lanes at the intersection of Highway 111 and Simon Drive.

Revenue Amounts Category	Carryover Appropriation	Balance A/O 04/17/2018	New Appropriation by Fiscal Year					New Appropriation	Total Appropriation
			2018/2019	2019/2020	2020/2021	2021/2022	2022/2023		
General Fund								0	0
Unassigned CIP GF Fund Savings								0	0
Art in Public Places (APP)								0	0
Measure G Sales Tax								0	0
SB 1 Road Maint / Rehab								0	0
Quimby Funds								0	0
DIF - Community Center								0	0
Infrastructure Fund								0	0
DIF - Transportation								0	0
DIF - Parks / Rec								0	0
Measure A							650,000	650,000	650,000
Other:								0	0
Revenue Amount Total	0	0	0	0	0	0	650,000	0	650,000

Expense Amounts Category	Carryover Appropriation	Balance A/O 04/17/2018	2018/2019	2019/2020	2020/2021	2021/2022	2022/2023	New Appropriation	Total Appropriation
Engineering						45,000		45,000	45,000
Construction						450,000		450,000	450,000
Inspection						43,875		43,875	43,875
Professional						34,875		34,875	34,875
Contingency						53,750		53,750	53,750
Other:								0	0
Expense Amount Total	0	0	0	0	0	650,000	0	650,000	650,000

Project Status:		Percent Complete:	Additional Comments:

Shading represents the current Fiscal Year. Printed: 9-May-18

CITY OF LA QUINTA: CAPITAL IMPROVEMENT PROGRAM DETAIL

Project No.: 202105 - Dune Palms Road Pavement Rehabilitation (Fred Waring Drive to Miles Avenue)

Project Improvement Type: Street Improvement

Description

The proposed roadway improvements would rehabilitate the existing pavement on Dune Palms Road between Fred Waring Drive and Miles Avenue with localized dig outs and a grind and overlay.

Revenue Amounts			New Appropriation by Fiscal Year						
Category	Carryover Appropriation	Balance A/O 04/17/2018	2018/2019	2019/2020	2020/2021	2021/2022	2022/2023	New Appropriation	Total Appropriation
General Fund								0	0
Unassigned CIP GF Fund Savings								0	0
Art in Public Places (APP)								0	0
Measure G Sales Tax								0	0
SB 1 Road Maint / Rehab						716,846		716,846	716,846
Quimby Funds								0	0
DIF - Community Center								0	0
Infrastructure Fund								0	0
DIF - Transportation								0	0
DIF - Parks / Rec								0	0
Measure A								0	0
Other:								0	0
Revenue Amount Total		0	0	0	0	716,846	0	716,846	716,846

Expense Amounts			New Appropriation by Fiscal Year						
Category	Carryover Appropriation	Balance A/O 04/17/2018	2018/2019	2019/2020	2020/2021	2021/2022	2022/2023	New Appropriation	Total Appropriation
Administration						24,346		24,346	24,346
Engineering						48,691		48,691	48,691
Construction						486,914		486,914	486,914
Inspection						47,474		47,474	47,474
Professional						37,736		37,736	37,736
Contingency						71,685		71,685	71,685
Other:								0	0
Expense Amount Total		0	0	0	0	716,846	0	716,846	716,846

Project Status:		Percent Complete:	Additional Comments:

Shading represents the current Fiscal Year.

Printed:

9-May-18



CITY OF LA QUINTA
CAPITAL IMPROVEMENT PROGRAM
FISCAL YEAR 2018/2019 THROUGH 2022/2023

FISCAL YEAR 2022/2023

[Return to Table of Contents](#)

CITY OF LA QUINTA: CAPITAL IMPROVEMENT PROGRAM DETAIL

Project No.: 2223 ADA - ADA Accessible Ramps - Various Locations

Project Improvement Type: Street Improvement (Pedestrian)

Description

This annual project provides for the construction of ADA accessible ramps at various locations. The new ADA ramps are selected from the prioritized improvements recommended as part of the ADA Transition Plan Report.

Revenue Amounts Category	Carryover Appropriation	Balance A/O 04/17/2018	New Appropriation by Fiscal Year					New Appropriation	Total Appropriation
			2018/2019	2019/2020	2020/2021	2021/2022	2022/2023		
General Fund	3,828	691	20,000	20,000	20,000	20,000	20,000	100,000	103,828
Unassigned CIP GF Fund Savings								0	0
Art in Public Places (APP)								0	0
Measure G Sales Tax								0	0
SB 1 Road Maint / Rehab								0	0
Quimby Funds								0	0
DIF - Community Center								0	0
Infrastructure Fund								0	0
DIF - Transportation								0	0
DIF - Parks / Rec								0	0
Measure A								0	0
Other:								0	0
Revenue Amount Total	3,828	691	20,000	20,000	20,000	20,000	20,000	100,000	103,828

Expense Amounts Category	Carryover Appropriation	Balance A/O 04/17/2018	New Appropriation by Fiscal Year					New Appropriation	Total Appropriation
			2018/2019	2019/2020	2020/2021	2021/2022	2022/2023		
Administration			282	282	282	282	282	1,410	1,410
Engineering		-2,610	1,411	1,411	1,411	1,411	1,411	7,055	7,055
Construction			14,109	14,109	14,109	14,109	14,109	70,545	70,545
Inspection		-527	1,376	1,376	1,376	1,376	1,376	6,880	6,880
Professional			1,411	1,411	1,411	1,411	1,411	7,055	7,055
Contingency	3,828	3,828	1,411	1,411	1,411	1,411	1,411	7,055	10,883
Other:									0
Expense Amount Total	3,828	691	20,000	20,000	20,000	20,000	20,000	100,000	103,828

		Additional Comments:
Project Status:	Percent Complete:	It is not anticipated that these improvements will increase the operating costs over what is existing
	0%	
	0%	
	0%	
	0%	

Shading represents the current Fiscal Year. Printed: 9-May-18

CITY OF LA QUINTA: CAPITAL IMPROVEMENT PROGRAM DETAIL

Project No.: 2223 CPM - Citywide Preventative Maintenance Plan Improvements

Project Improvement Type: Public Facility

Description

Replacement of HVAC units at several older City owned facilities as part of the City's Preventative Maintenance Plan and Facilities Assessment. Many HVAC units are at/over their useful life. Newer systems are more energy efficient resulting in energy cost reductions in the General Fund.

Revenue Amounts			New Appropriation by Fiscal Year						Total Appropriation
Category	Carryover Appropriation	Balance A/O 04/17/2018	2018/2019	2019/2020	2020/2021	2021/2022	2022/2023	New Appropriation	
General Fund								0	0
Unassigned CIP GF Fund Savings								0	0
Art in Public Places (APP)								0	0
Measure G Sales Tax								0	0
SB 1 Road Maint / Rehab								0	0
Quimby Funds								0	0
DIF - Community Center								0	0
Infrastructure Fund								0	0
DIF - Transportation								0	0
DIF - Parks / Rec								0	0
Measure A								0	0
Other: Equip. Replacement Fund	84,561	83,691	50,000	50,000	50,000	50,000	50,000	250,000	334,561
Revenue Amount Total	84,561	83,691	50,000	50,000	50,000	50,000	50,000	250,000	334,561

Expense Amounts			New Appropriation by Fiscal Year						Total Appropriation
Category	Carryover Appropriation	Balance A/O 04/17/2018	2018/2019	2019/2020	2020/2021	2021/2022	2022/2023	New Appropriation	
Administration	3,586	3,586	1,793	1,793	1,793	1,793	1,793	8,965	12,551
Engineering	7,172	6,302	3,586	3,586	3,586	3,586	3,586	17,930	25,102
Construction	56,283	56,283	35,861	35,861	35,861	35,861	35,861	179,305	235,588
Inspection	3,496	3,496	3,496	3,496	3,496	3,496	3,496	17,480	20,976
Professional	1,436	1,436	718	718	718	718	718	3,590	5,026
Other: Contingency	9,092	9,092	4,546	4,546	4,546	4,546	4,546	22,730	31,822
Other:	3,496	3,496							3,496
Expense Amount Total	84,561	83,691	50,000	50,000	50,000	50,000	50,000	250,000	334,561

Project Status:		Percent Complete:	Additional Comments:
			This is an annually recurring program.

Shading represents the current Fiscal Year. Printed: 9-May-18

CITY OF LA QUINTA: CAPITAL IMPROVEMENT PROGRAM DETAIL

Project No.: 2223 PMP - Pavement Management Plan Street Improvements

Project Improvement Type: Street Improvement

Description

The project will slurry seal, reconstruct, and/or restripe roadways within the City in accordance with the future recommendations developed by the Pavement Management Plan (PMP).

Revenue Amounts

Category	Carryover Appropriation	Balance A/O 04/17/2018	New Appropriation by Fiscal Year					New Appropriation	Total Appropriation
			2018/2019	2019/2020	2020/2021	2021/2022	2022/2023		
General Fund	1,860,401	813,402	1,000,000	1,000,000	1,000,000	1,000,000	1,000,000	5,000,000	6,860,401
Unassigned CIP GF Fund Savings								0	0
Art in Public Places (APP)								0	0
Measure G Sales Tax								0	0
SB 1 Road Maint / Rehab								0	0
Quimby Funds								0	0
DIF - Community Center								0	0
Infrastructure Fund								0	0
DIF - Transportation								0	0
DIF - Parks / Rec								0	0
Measure A								0	0
Other:	32,000	17,068						0	32,000
Revenue Amount Total	1,892,401	830,470	1,000,000	1,000,000	1,000,000	1,000,000	1,000,000	5,000,000	6,892,401

Expense Amounts

Category	Carryover Appropriation	Balance A/O 04/17/2018	New Appropriation by Fiscal Year					New Appropriation	Total Appropriation
			2018/2019	2019/2020	2020/2021	2021/2022	2022/2023		
Administration	41,697	40,412	25,000	25,000	25,000	25,000	25,000	125,000	166,697
Engineering	745,079	745,079	40,000	40,000	40,000	40,000	40,000	200,000	945,079
Construction	742,500	-214,629	742,500	742,500	742,500	742,500	742,500	3,712,500	4,455,000
Inspection	0	-8,168	97,500	97,500	97,500	97,500	97,500	487,500	487,500
Professional	35,760	-9,085	20,000	20,000	20,000	20,000	20,000	100,000	135,760
Contingency	163,658	163,658	75,000	75,000	75,000	75,000	75,000	375,000	538,658
Other:	0	0						0	0
Expense Amount Total	163,707	113,204	1,000,000	1,000,000	1,000,000	1,000,000	1,000,000	5,000,000	6,728,694

Additional Comments:

Project Status:	Percent Complete:	It is not anticipated that these improvements will increase the operating costs over what is existing

Shading represents the current Fiscal Year.

Printed:

9-May-18

CITY OF LA QUINTA: CAPITAL IMPROVEMENT PROGRAM DETAIL

Project No.: 2223 STI - Sidewalks - Various Locations

Project Improvement Type: Street Improvement (Pedestrian)

Description

This annual project provides for the construction of sidewalks at various locations. The new sidewalk sections are selected from the prioritized improvements recommended as part of the ADA Transition Plan Report.

Revenue Amounts	Category	Carryover Appropriation	Balance A/O 04/17/2018	New Appropriation by Fiscal Year					New Appropriation	Total Appropriation
				2018/2019	2019/2020	2020/2021	2021/2022	2022/2023		
	General Fund	125,600	122,845	55,000	55,000	55,000	55,000	55,000	275,000	400,600
	Unassigned CIP GF Fund Savings								0	0
	Art in Public Places (APP)								0	0
	Measure G Sales Tax								0	0
	SB 1 Road Maint / Rehab								0	0
	Quimby Funds								0	0
	DIF - Community Center								0	0
	Infrastructure Fund								0	0
	DIF - Transportation								0	0
	DIF - Parks / Rec								0	0
	Measure A								0	0
	Other:								0	0
	Revenue Amount Total	125,600	122,845	55,000	55,000	55,000	55,000	55,000	275,000	400,600

Expense Amounts	Category	Carryover Appropriation	Balance A/O 04/17/2018	New Appropriation by Fiscal Year					New Appropriation	Total Appropriation
				2018/2019	2019/2020	2020/2021	2021/2022	2022/2023		
	Administration	8,674	8,674	777	777	777	777	777	3,885	12,559
	Engineering	3,880	1,125	3,880	3,880	3,880	3,880	3,880	19,400	23,280
	Construction	39,426	39,426	38,800	38,800	38,800	38,800	38,800	194,000	233,426
	Inspection			3,783	3,783	3,783	3,783	3,783	18,915	18,915
	Professional	27,587	27,587	3,880	3,880	3,880	3,880	3,880	19,400	46,987
	Contingency	18,355	18,355	3,880	3,880	3,880	3,880	3,880	19,400	37,755
	Other:	27,678	27,678						0	27,678
	Expense Amount Total	125,600	122,845	55,000	55,000	55,000	55,000	55,000	275,000	400,600

			Additional Comments:
Project Status:	Percent Complete:		Anticipated Expenditures FY 16/17: 1. City Hall ADA - \$39,400 Balance Available FY 17/18 - \$207,606
	0%		
	0%		
	0%		
	0%		

Shading represents the current Fiscal Year. Printed: 9-May-18

CITY OF LA QUINTA: CAPITAL IMPROVEMENT PROGRAM DETAIL

Project No.: 2223 TMI - Citywide Traffic Signal Maintenance Improvements

Project Improvement Type: Street Improvement (Traffic Signal)

Description

This project will address the annual traffic signal maintenance needs city-wide, including upgrades to the signal equipment and re-wiring intersections on an as needed basis.

Revenue Amounts			New Appropriation by Fiscal Year						New Appropriation	Total Appropriation
Category	Carryover Appropriation	Balance A/O 04/17/2018	2018/2019	2019/2020	2020/2021	2021/2022	2022/2023			
General Fund								0	0	
Unassigned CIP GF Fund Savings								0	0	
Art in Public Places (APP)								0	0	
Measure G Sales Tax								0	0	
SB 1 Road Maint / Rehab								0	0	
Quimby Funds								0	0	
DIF - Community Center								0	0	
Infrastructure Fund								0	0	
DIF - Transportation								0	0	
DIF - Parks / Rec								0	0	
Measure A	230,018	60,481	235,000	235,000	235,000	235,000	235,000	1,175,000	1,405,018	
Other:								0	0	
Revenue Amount Total	230,018	60,481	235,000	235,000	235,000	235,000	235,000	1,175,000	1,405,018	

Expense Amounts			New Appropriation by Fiscal Year						New Appropriation	Total Appropriation
Category	Carryover Appropriation	Balance A/O 04/17/2018	2018/2019	2019/2020	2020/2021	2021/2022	2022/2023			
Administration	3,000	3,000	1,000	1,000	1,000	1,000	1,000	5,000	8,000	
Engineering								0	0	
Construction	224,718	55,181	232,000	232,000	232,000	232,000	232,000	1,160,000	1,384,718	
Inspection			2,000	2,000	2,000	2,000	2,000	10,000	10,000	
Professional								0	0	
Other: Contingency								0	0	
Other:	2,300	2,300						0	2,300	
Expense Amount Total	230,018	60,481	235,000	235,000	235,000	235,000	235,000	1,175,000	1,405,018	

Project Status:		Percent Complete:	Additional Comments:
			It is not anticipated that these improvements will increase the operating costs over what is existing

Shading represents the current Fiscal Year. Printed: 9-May-18

CITY OF LA QUINTA: CAPITAL IMPROVEMENT PROGRAM DETAIL

Project No.: 201512 - Citywide Drainage Enhancements

Project Improvement Type: Drainage Improvement

Description

Proposed improvements will provide upgraded drainage improvements on a citywide basis. Current priorities include improvements to the Eisenhower Drive and Washington Street corridors in accordance with the findings of the Focused Drainage Study. Future improvements will include improvements in the La Quinta Village area.

Revenue Amounts Category	Carryover Appropriation	Balance A/O 04/17/2018	New Appropriation by Fiscal Year					New Appropriation	Total Appropriation
			2018/2019	2019/2020	2020/2021	2021/2022	2022/2023		
General Fund	4,333,406	624,291	477,000	477,000	477,000	477,000	477,000	2,385,000	6,718,406
Unassigned CIP GF Fund Savings								0	0
Art in Public Places (APP)								0	0
Measure G Sales Tax	2,407,373	2,367,483	1,166,500					1,166,500	3,573,873
SB 1 Road Maint / Rehab								0	0
Quimby Funds								0	0
DIF - Community Center								0	0
Infrastructure Fund								0	0
DIF - Transportation								0	0
DIF - Parks / Rec								0	0
Measure A								0	0
Other:								0	0
Revenue Amount Total	6,740,779	2,991,774	1,643,500	477,000	477,000	477,000	477,000	3,551,500	10,292,279

Expense Amounts

Category	Carryover Appropriation	Balance A/O 04/17/2018	New Appropriation by Fiscal Year					New Appropriation	Total Appropriation
			2018/2019	2019/2020	2020/2021	2021/2022	2022/2023		
Administration	70,000	69,142	12,900	12,900	12,900	12,900	12,900	64,500	134,500
Engineering	579,495	336,939	25,798	25,798	25,798	25,798	25,798	128,990	708,485
Construction	2,022,000	2,021,466	257,977	257,977	257,977	257,977	257,977	1,289,885	3,311,885
Inspection	326,816	326,816	25,153	25,153	25,153	25,153	25,153	125,765	452,581
Professional	150,000	66,093	19,992	19,992	19,992	19,992	19,992	99,960	249,960
Contingency	171,292	171,292	135,180	135,180	135,180	135,180	135,180	675,900	847,192
Other: Land Purchase	3,421,176	26	1,166,500					1,166,500	4,587,676
Expense Amount Total	326,816	326,816	1,643,500	477,000	477,000	477,000	477,000	3,551,500	10,292,279

Project Status:		Percent Complete:		Additional Comments:

Shading represents the current Fiscal Year.

Printed:

9-May-18

CITY OF LA QUINTA: CAPITAL IMPROVEMENT PROGRAM DETAIL

Project No.: 201702 - Developer Reimbursement for DIF Eligible Improvements

Project Improvement Type: Developer Reimbursement Agreement

Description

Reimbursement of developers with approved Developer Reimbursement Agreements (DRA). Reimbursement priorities have been established based on the reimbursement criteria approved by the City Council, and a payment schedule will be implemented.

Revenue Amounts Category	Carryover Appropriation	Balance A/O 04/17/2018	New Appropriation by Fiscal Year					New Appropriation	Total Appropriation
			2018/2019	2019/2020	2020/2021	2021/2022	2022/2023		
General Fund								0	0
Unassigned CIP GF Fund Savings								0	0
Art in Public Places (APP)								0	0
Measure G Sales Tax								0	0
SB 1 Road Maint / Rehab								0	0
Quimby Funds								0	0
DIF - Community Center								0	0
Infrastructure Fund								0	0
DIF - Transportation	400,000	0	400,000	400,000	400,000	400,000	400,000	2,000,000	2,400,000
DIF - Parks / Rec								0	0
Measure A								0	0
Other:								0	0
Revenue Amount Total	400,000	0	400,000	400,000	400,000	400,000	400,000	2,000,000	2,400,000

Expense Amounts Category	Carryover Appropriation	Balance A/O 04/17/2018	New Appropriation by Fiscal Year					New Appropriation	Total Appropriation
			2018/2019	2019/2020	2020/2021	2021/2022	2022/2023		
Administration								0	0
Engineering								0	0
Construction								0	0
Inspection								0	0
Professional								0	0
Right of Way Acquisition								0	0
Other: Contingency								0	0
Other: Developer Reimbursement	400,000	0	400,000	400,000	400,000	400,000	400,000	2,000,000	2,400,000
Expense Amount Total	0	0	400,000	400,000	400,000	400,000	400,000	2,000,000	2,400,000

Project Status:			Percent Complete:	Additional Comments:
Engineering			0%	Refer to 'DRA' Tab for further explanations and complete payment timeline. It is anticipated that the final DRA repayments will be issued in Fiscal Year 2028/2029.
Construction			0%	

Shading represents the current Fiscal Year. Printed: 9-May-18

CITY OF LA QUINTA: CAPITAL IMPROVEMENT PROGRAM DETAIL

Project No.: 202201 - Fred Waring Drive Pavement Rehabilitation (Washington Street to Palm Royale Drive)

Project Improvement Type: Street Improvement

Description

The proposed roadway improvements would rehabilitate the existing pavement on Fred Waring Drive between Washington Street and Palm Royale Drive with localized dig outs and a grind and overlay.

Revenue Amounts			New Appropriation by Fiscal Year					New Appropriation	Total Appropriation
Category	Carryover Appropriation	Balance A/O 04/17/2018	2018/2019	2019/2020	2020/2021	2021/2022	2022/2023		
General Fund								0	0
Unassigned CIP GF Fund Savings								0	0
Art in Public Places (APP)								0	0
Measure G Sales Tax								0	0
SB 1 Road Maint / Rehab								730,896	730,896
Quimby Funds								0	0
DIF - Community Center								0	0
Infrastructure Fund								0	0
DIF - Transportation								0	0
DIF - Parks / Rec								0	0
Measure A								0	0
Other:								0	0
Revenue Amount Total		0	0	0	0	0	0	730,896	730,896

Expense Amounts			New Appropriation by Fiscal Year					New Appropriation	Total Appropriation
Category	Carryover Appropriation	Balance A/O 04/17/2018	2018/2019	2019/2020	2020/2021	2021/2022	2022/2023		
Administration								24,823	0
Engineering								49,646	0
Construction								496,458	0
Inspection								48,405	0
Professional								38,475	0
Contingency								73,090	0
Other:								0	0
Expense Amount Total		0	0	0	0	0	0	730,896	0

Project Status:		Percent Complete:	Additional Comments:

Shading represents the current Fiscal Year. Printed: 9-May-18

CITY OF LA QUINTA: CAPITAL IMPROVEMENT PROGRAM DETAIL

Project No.: 202202 - Avenue 58 Pavement Rehabilitation (Jefferson Street to Madison Street)

Project Improvement Type: Street Improvement

Description

The proposed roadway improvements would rehabilitate the existing pavement on Avenue 58 between Jefferson Street and Madison Street with localized dig outs and a grind and overlay.

Revenue Amounts			New Appropriation by Fiscal Year						New Appropriation	Total Appropriation
Category	Carryover Appropriation	Balance A/O 04/17/2018	2018/2019	2019/2020	2020/2021	2021/2022	2022/2023			
General Fund								0	0	
Unassigned CIP GF Fund Savings								0	0	
Art in Public Places (APP)								0	0	
Measure G Sales Tax								0	0	
SB 1 Road Maint / Rehab								0	0	
Quimby Funds								0	0	
DIF - Community Center								0	0	
Infrastructure Fund								0	0	
DIF - Transportation								0	0	
DIF - Parks / Rec								0	0	
Measure A								1,441,000	1,441,000	
Other:								0	0	
Revenue Amount Total		0	0	0	0	0	0	1,441,000	1,441,000	

Expense Amounts			New Appropriation by Fiscal Year						New Appropriation	Total Appropriation
Category	Carryover Appropriation	Balance A/O 04/17/2018	2018/2019	2019/2020	2020/2021	2021/2022	2022/2023			
Administration								20,029	0	
Engineering								100,147	0	
Construction								1,001,467	0	
Inspection								97,643	0	
Professional								77,614	0	
Contingency								144,100	0	
Other:								0	0	
Expense Amount Total		0	0	0	0	0	0	1,441,000	0	

Project Status:		Percent Complete:	Additional Comments:

Shading represents the current Fiscal Year. Printed: 9-May-18



CITY OF LA QUINTA
CAPITAL IMPROVEMENT PROGRAM
FISCAL YEAR 2018/2019 THROUGH 2022/2023

DRA REPAYMENT PLAN

[Return to Table of Contents](#)

**CITY OF LA QUINTA
CAPITAL IMPROVEMENT PROGRAM
DEVELOPER REIMBURSEMENT AGREEMENT REPAYMENT**

DRA No.	DEVELOPER (RESPONSIVE / CONFIRMED)	AGREEMENT DATE	CIP PROJECT DESCRIPTION	NTE AMOUNT	TOTAL POINTS ACCRUED	FY 17/18	FY 18/19	FY 19/20	FY 20/21	FY 21/22	FY 22/23	FY 23/24	FY 24/25	FY 25/26	FY 26/27	FY 27/28	FY 28/29
1	ND La Quinta Partners, LLC	4-Dec-07	Avenue 52 - Improved One Lane of Travel & Installed Raised/Landscaped Median	\$ 1,344,690	18	\$ 65,455	\$ 65,455	\$ 66,536	\$ 77,563	\$ 90,000	\$ 90,000	\$ 101,106	\$ 101,408	\$ 140,021	\$ 204,400	\$ 225,000	\$ 117,747
2	East of Madison, LLC	4-Dec-07	Avenue 52 - Improved One Lane of Travel & Installed 1/2 Raised/Landscaped Medi	\$ 669,920	17	\$ 61,818	\$ 61,818	\$ 62,839	\$ 73,254	\$ 85,000	\$ 85,000	\$ 95,489	\$ 95,775	\$ 48,926	\$ -	\$ -	\$ -
3	East of Madison, LLC (Part 1)	26-Jan-16	Madison Street - Improved One Lane of Travel & Installed Raised/Landscaped Med	\$ 976,266	14	\$ 50,909	\$ 50,909	\$ 51,750	\$ 60,327	\$ 70,000	\$ 70,000	\$ 78,638	\$ 78,873	\$ 108,905	\$ 158,978	\$ 175,000	\$ 21,976
4	*Toll Brother's Inc. (Part 1)	6-Feb-08	Avenue 50 - Installed Full Median Curb & Median Island Landscape	\$ 179,062	13	\$ 47,273	\$ 47,273	\$ 48,054	\$ 36,463	\$ -	\$ -	\$ -	\$ -	\$ -	\$ -	\$ -	\$ -
5	East of Madison, LLC (Part 2)	26-Jan-16	Avenue 54 - Improved One Lane of Travel & Striped 1/2 width Painted Median	\$ 524,010	11	\$ 40,000	\$ 40,000	\$ 40,661	\$ 47,400	\$ 55,000	\$ 55,000	\$ 61,787	\$ 61,972	\$ 85,568	\$ 36,622	\$ -	\$ -
6	ND La Quinta Partners, LLC	26-Jan-16	Madison Street - Improved One Lane of Travel	\$ 418,400	11	\$ 40,000	\$ 40,000	\$ 40,661	\$ 47,400	\$ 55,000	\$ 55,000	\$ 61,787	\$ 61,972	\$ 16,580	\$ -	\$ -	\$ -
7	Lennar Homes of California, Inc	6-Jun-11	Fred Waring Drive - Installed full Median Curb & Median Island Landscape	\$ 103,083	10	\$ 36,364	\$ 36,364	\$ 30,356	\$ -	\$ -	\$ -	\$ -	\$ -	\$ -	\$ -	\$ -	\$ -
8	Sam's Real Estate Business Tru:	10-Oct-12	Dune Palms Road - Installed Full Median Curb & Median Island Landscape	\$ 228,697	9	\$ 32,727	\$ 32,727	\$ 33,268	\$ 38,782	\$ 45,000	\$ 45,000	\$ 1,193	\$ -	\$ -	\$ -	\$ -	\$ -
9	*Toll Brother's Inc. (Part 2)	6-Feb-08	Avenue 52 - Median Island Improvements (Landscape Only)	\$ 95,596	7	\$ 25,455	\$ 25,455	\$ 25,875	\$ 18,812	\$ -	\$ -	\$ -	\$ -	\$ -	\$ -	\$ -	\$ -
TOTAL DEVELOPER REIMBURSEMENT:				\$ 4,539,723	110	\$ 400,000	\$ 400,000	\$ 400,000	\$ 400,000	\$ 400,000	\$ 400,000	\$ 400,000	\$ 400,000	\$ 400,000	\$ 400,000	\$ 400,000	\$ 139,723

This repayment plan is applicable to the Developers who have submitted invoices to the City, and the City has reviewed / approved repayment.

\$ Denotes the final payment due to the Developer

*The final repayment amount has been adjusted in accordance with final cost details submitted by the Developer.

This method calculates the overall percentage based on the Total Points Accrued, and allows the Developers to receive annual payments accordingly, until the Agreement has been satisfied.

The percentage of *Total Points Accrued / Total Points* was determined for each Developer Reimbursement Agreement and multiplied by an annual anticipated payment of \$400,000 to determine how much each Developer shall receive each year. In the event that a Developer's Agreement was fulfilled in a year, and there was a remainder of the anticipated \$400,000, a new percentage, excluding the points from the previously repaid developer, was calculated and redistributed within that same Fiscal Year.

DRA No.	DEVELOPER (NON-RESPONSIVE)	AGREEMENT DATE	CIP PROJECT DESCRIPTION	NTE AMOUNT	TOTAL POINTS ACCRUED
10	Greystone Clubhouse Assoc., LL	12-Jun-08	Avenue 52 - Improved One Lane of Travel & Installed Raised/Landscaped Median	\$ 463,894	15
11	T.D. Desert Development LLP	12-Oct-06	Avenue 50 - Installed 1/2 Median Curb (with Landscape)	\$ 186,900	10
TOTAL DEVELOPER REIMBURSEMENT:				650,794	25

The above listed developers (two total) have not submitted the appropriate invoices or documentation, and are therefore considered as "Non-Responsive". The repayment plan above does not include the total of the Non-Responsive Developers (\$650,794) in its total (\$4,539,723).



CITY OF LA QUINTA
CAPITAL IMPROVEMENT PROGRAM
FISCAL YEAR 2018/2019 THROUGH 2022/2023

DRA

DETAIL SHEETS

[Return to Table of Contents](#)

CITY OF LA QUINTA: CAPITAL IMPROVEMENT PROGRAM DETAIL

Project No.: 201702 - Developer Reimbursement for DIF Eligible Improvements

Developer Reimbursement Agreement No.: DRA 01 - ND La Quinta Partners, LLC

Project Improvement Type: Developer Impact Fee Reimbursement

Description

Tract Map No.: 29894-2
 Avenue 52 - Improved one lane of travel and installed raised / landscaped median

Revenue Amounts

Category	NTE Amount	Total Amount Previously Paid	New Appropriation by Fiscal Year					New Appropriation	Total Appropriation
			2018/2019	2019/2020	2020/2021	2021/2022	2022/2023		
General Fund								0	0
Unassigned CIP GF Savings								0	0
Measure A								0	0
Measure G Sales Tax								0	0
DIF - Transportation	1,344,690	65,455	65,455	66,536	77,563	90,000	90,000	389,554	455,009
DIF - Parks & Recreation								0	0
DIF - Civic Center								0	0
DIF - Library								0	0
DIF - Community Center								0	0
DIF - Maintenance Facility								0	0
Other:								0	0
Other:								0	0
Revenue Amount Total	1,344,690	65,455	65,455	66,536	77,563	90,000	90,000	389,554	455,009

Expense Amounts

Category	NTE Amount	Total Amount Previously Paid	New Appropriation by Fiscal Year					New Appropriation	Total Appropriation
			2018/2019	2019/2020	2020/2021	2021/2022	2022/2023		
Administration								0	0
Engineering								0	0
Construction								0	0
Inspection								0	0
Professional								0	0
Right of Way Acquisition								0	0
Other: Contingency								0	0
Other: Developer Reimbursement	1,344,690	65,455	65,455	66,536	77,563	90,000	90,000	389,554	455,009
Expense Amount Total	1,344,690	65,455	65,455	66,536	77,563	90,000	90,000	389,554	455,009

Repayment by FY:	Percent Complete:	Additional Comments: DRA 01 was made and entered into on December 4, 2007 between ND La Qunta Partners, LLC and the City of La Quinta. The total agreement amount is not to exceed (NTE) \$1,344,690. It is anticipated that this agreement will be completely fulfilled in FY 2028/2029.
FY 2018/2019	10%	
FY 2019/2020	15%	
FY 2020/2021	20%	
FY 2021/2022	27%	
FY 2022/2023	34%	

Printed: 9-May-18

CITY OF LA QUINTA: CAPITAL IMPROVEMENT PROGRAM DETAIL

Project No.: 201702 - Developer Reimbursement for DIF Eligible Improvements

Developer Reimbursement Agreement No.: DRA 02 - East of Madison, LLC

Project Improvement Type: Developer Impact Fee Reimbursement

Description

Tract Map No.: 33076-1
 Avenue 52 - Improved one lane of travel and 1/2 raised / landscaped median

Revenue Amounts

Category	NTE Amount	Total Amount Previously Paid	New Appropriation by Fiscal Year					New Appropriation	Total Appropriation
			2018/2019	2019/2020	2020/2021	2021/2022	2022/2023		
General Fund								0	0
Unassigned CIP GF Savings								0	0
Measure A								0	0
Measure G Sales Tax								0	0
DIF - Transportation	669,920	61,818	61,818	62,839	73,254	85,000	85,000	367,911	429,729
DIF - Parks & Recreation								0	0
DIF - Civic Center								0	0
DIF - Library								0	0
DIF - Community Center								0	0
DIF - Maintenance Facility								0	0
Other:								0	0
Other:								0	0
Revenue Amount Total	669,920	61,818	61,818	62,839	73,254	85,000	85,000	367,911	429,729

Expense Amounts

Category	NTE Amount	Total Amount Previously Paid	New Appropriation by Fiscal Year					New Appropriation	Total Appropriation
			2018/2019	2019/2020	2020/2021	2021/2022	2022/2023		
Administration								0	0
Engineering								0	0
Construction								0	0
Inspection								0	0
Professional								0	0
Right of Way Acquisition								0	0
Other: Contingency								0	0
Other: Developer Reimbursement	669,920	61,818	61,818	62,839	73,254	85,000	85,000	367,911	429,729
Expense Amount Total	669,920	61,818	61,818	62,839	73,254	85,000	85,000	367,911	429,729

Repayment by FY:	Percent Complete:	Additional Comments:
FY 2018/2019	18%	DRA 02 was made and entered into on December 4, 2007 between East of Madison, LLC and the City of La Quinta. The total agreement amount is not to exceed (NTE) \$669,920. It is anticipated that this agreement will be completely fulfilled in FY 2025/2026.
FY 2019/2020	28%	
FY 2020/2021	39%	
FY 2021/2022	51%	
FY 2022/2023	64%	

Printed: 9-May-18

CITY OF LA QUINTA: CAPITAL IMPROVEMENT PROGRAM DETAIL

Project No.: 201702 - Developer Reimbursement for DIF Eligible Improvements

Developer Reimbursement Agreement No.: DRA 03 - East of Madison, LLC (Part 1)

Project Improvement Type: Developer Impact Fee Reimbursement

Description

Tract Map No.: 33076-1
 Madison Street - Improved one lane of travel and installed raised / landscaped median

Revenue Amounts

Category	NTE Amount	Total Amount Previously Paid	New Appropriation by Fiscal Year					New Appropriation	Total Appropriation
			2018/2019	2019/2020	2020/2021	2021/2022	2022/2023		
General Fund								0	0
Unassigned CIP GF Savings								0	0
Measure A								0	0
Measure G Sales Tax								0	0
DIF - Transportation	976,266	50,909	50,909	51,750	60,327	70,000	70,000	302,986	353,895
DIF - Parks & Recreation								0	0
DIF - Civic Center								0	0
DIF - Library								0	0
DIF - Community Center								0	0
DIF - Maintenance Facility								0	0
Other:								0	0
Other:								0	0
Revenue Amount Total	976,266	50,909	50,909	51,750	60,327	70,000	70,000	302,986	353,895

Expense Amounts

Category	NTE Amount	Total Amount Previously Paid	New Appropriation by Fiscal Year					New Appropriation	Total Appropriation
			2018/2019	2019/2020	2020/2021	2021/2022	2022/2023		
Administration								0	0
Engineering								0	0
Construction								0	0
Inspection								0	0
Professional								0	0
Right of Way Acquisition								0	0
Other: Contingency								0	0
Other: Developer Reimbursement	976,266	50,909	50,909	51,750	60,327	70,000	70,000	302,986	353,895
Expense Amount Total	976,266	50,909	50,909	51,750	60,327	70,000	70,000	302,986	353,895

Repayment by FY:		Percent Complete:	Additional Comments: DRA 03 was made and entered into on January 26, 2016 between East of Madison, LLC and the City of La Quinta. The total agreement amount is not to exceed (NTE) \$976,266. It is anticipated that this agreement will be completely fulfilled in FY 2028/2029.
FY 2018/2019		10%	
FY 2019/2020		16%	
FY 2020/2021		22%	
FY 2021/2022		29%	
FY 2022/2023		36%	

Printed: 9-May-18

CITY OF LA QUINTA: CAPITAL IMPROVEMENT PROGRAM DETAIL

Project No.: 201702 - Developer Reimbursement for DIF Eligible Improvements

Developer Reimbursement Agreement No.: DRA 04 - Toll Brothers, Inc. (Part 1)

Project Improvement Type: Developer Impact Fee Reimbursement

Description

Tract Map No.: 30357
Avenue 50 - Installed full median curb and median island landscape

Revenue Amounts

Category	NTE Amount	Total Amount Previously Paid	New Appropriation by Fiscal Year					New Appropriation	Total Appropriation
			2018/2019	2019/2020	2020/2021	2021/2022	2022/2023		
General Fund								0	0
Unassigned CIP GF Savings								0	0
Measure A								0	0
Measure G Sales Tax								0	0
DIF - Transportation	179,062	47,273	47,273	48,054	36,463			131,789	179,062
DIF - Parks & Recreation								0	0
DIF - Civic Center								0	0
DIF - Library								0	0
DIF - Community Center								0	0
DIF - Maintenance Facility								0	0
Other:								0	0
Other:								0	0
Revenue Amount Total	179,062	47,273	47,273	48,054	36,463	0	0	131,789	179,062

Expense Amounts

Category	NTE Amount	Total Amount Previously Paid	New Appropriation by Fiscal Year					New Appropriation	Total Appropriation
			2018/2019	2019/2020	2020/2021	2021/2022	2022/2023		
Administration								0	0
Engineering								0	0
Construction								0	0
Inspection								0	0
Professional								0	0
Right of Way Acquisition								0	0
Other: Contingency								0	0
Other: Developer Reimbursement	179,062	47,273	47,273	48,054	36,463			131,789	179,062
Expense Amount Total	179,062	47,273	47,273	48,054	36,463	0	0	131,789	179,062

Repayment by FY:		Percent Complete:	Additional Comments: DRA 04 was made and entered into on February 6, 2008 between Toll Brothers, Inc. and the City of La Quinta. The total agreement amount is not to exceed (NTE) \$627,972. It is anticipated that this agreement will be completely fulfilled in FY 2020/2021.
FY 2018/2019		53%	
FY 2019/2020		80%	
FY 2020/2021		100%	
FY 2021/2022		--	
FY 2022/2023		--	

Printed: 9-May-18

CITY OF LA QUINTA: CAPITAL IMPROVEMENT PROGRAM DETAIL

Project No.: 201702 - Developer Reimbursement for DIF Eligible Improvements

Developer Reimbursement Agreement No.: DRA 05 - East of Madison, LLC (Part 2)

Project Improvement Type: Developer Impact Fee Reimbursement

Description

Tract Map No.: 33076-1
 Avenue 54 - Improved one lane of travel and striped 1/2 width painted median

Revenue Amounts

Category	NTE Amount	Total Amount Previously Paid	New Appropriation by Fiscal Year					New Appropriation	Total Appropriation
			2018/2019	2019/2020	2020/2021	2021/2022	2022/2023		
General Fund								0	0
Unassigned CIP GF Savings								0	0
Measure A								0	0
Measure G Sales Tax								0	0
DIF - Transportation	524,010	40,000	40,000	40,661	47,400	55,000	55,000	238,061	278,061
DIF - Parks & Recreation								0	0
DIF - Civic Center								0	0
DIF - Library								0	0
DIF - Community Center								0	0
DIF - Maintenance Facility								0	0
Other:								0	0
Other:								0	0
Revenue Amount Total	524,010	40,000	40,000	40,661	47,400	55,000	55,000	238,061	278,061

Expense Amounts

Category	NTE Amount	Total Amount Previously Paid	New Appropriation by Fiscal Year					New Appropriation	Total Appropriation
			2018/2019	2019/2020	2020/2021	2021/2022	2022/2023		
Administration								0	0
Engineering								0	0
Construction								0	0
Inspection								0	0
Professional								0	0
Right of Way Acquisition								0	0
Other: Contingency								0	0
Other: Developer Reimbursement	524,010	40,000	40,000	40,661	47,400	55,000	55,000	238,061	278,061
Expense Amount Total	524,010	40,000	40,000	40,661	47,400	55,000	55,000	238,061	278,061

Repayment by FY:	Percent Complete:	Additional Comments: DRA 05 was made and entered into on January 26, 2016 between East of Madison, LLC and the City of La Quinta. The total agreement amount is not to exceed (NTE) \$524,010. It is anticipated that this agreement will be completely fulfilled in FY 2026/2027.
FY 2018/2019	15%	
FY 2019/2020	23%	
FY 2020/2021	32%	
FY 2021/2022	43%	
FY 2022/2023	53%	

Printed: 9-May-18

CITY OF LA QUINTA: CAPITAL IMPROVEMENT PROGRAM DETAIL

Project No.: 201702 - Developer Reimbursement for DIF Eligible Improvements

Developer Reimbursement Agreement No.: DRA 06 - ND La Quinta Partners, LLC

Project Improvement Type: Developer Impact Fee Reimbursement

Description

Tract Map No.: 29894
 Madison Street - Improved one lane of travel

Revenue Amounts

Category	NTE Amount	Total Amount Previously Paid	New Appropriation by Fiscal Year					New Appropriation	Total Appropriation
			2018/2019	2019/2020	2020/2021	2021/2022	2022/2023		
General Fund								0	0
Unassigned CIP GF Savings								0	0
Measure A								0	0
Measure G Sales Tax								0	0
DIF - Transportation	418,400	40,000	40,000	40,661	47,400	55,000	55,000	238,061	278,061
DIF - Parks & Recreation								0	0
DIF - Civic Center								0	0
DIF - Library								0	0
DIF - Community Center								0	0
DIF - Maintenance Facility								0	0
Other:								0	0
Other:								0	0
Revenue Amount Total	418,400	40,000	40,000	40,661	47,400	55,000	55,000	238,061	278,061

Expense Amounts

Category	NTE Amount	Total Amount Previously Paid	New Appropriation by Fiscal Year					New Appropriation	Total Appropriation
			2018/2019	2019/2020	2020/2021	2021/2022	2022/2023		
Administration								0	0
Engineering								0	0
Construction								0	0
Inspection								0	0
Professional								0	0
Right of Way Acquisition								0	0
Other: Contingency								0	0
Other: Developer Reimbursement	418,400	40,000	40,000	40,661	47,400	55,000	55,000	238,061	278,061
Expense Amount Total	418,400	40,000	40,000	40,661	47,400	55,000	55,000	238,061	278,061

Repayment by FY:		Percent Complete:	Additional Comments: DRA 06 was made and entered into on January 26, 2016 between ND La Quinta Partners, LLC and the City of La Quinta. The total agreement amount is not to exceed (NTE) \$418,400. It is anticipated that this agreement will be completely fulfilled in FY 2025/2026.
FY 2018/2019		19%	
FY 2019/2020		29%	
FY 2020/2021		40%	
FY 2021/2022		53%	
FY 2022/2023		66%	

Printed: 9-May-18

CITY OF LA QUINTA: CAPITAL IMPROVEMENT PROGRAM DETAIL

Project No.: 201702 - Developer Reimbursement for DIF Eligible Improvements

Developer Reimbursement Agreement No.: DRA 07 - Lennar Homes of California, Inc.

Project Improvement Type: Developer Impact Fee Reimbursement

Description

Tract Map No.: 29323-1
Fred Waring Drive - Installed full median curb and median island landscape

Revenue Amounts

Category	NTE Amount	Total Amount Previously Paid	New Appropriation by Fiscal Year					New Appropriation	Total Appropriation
			2018/2019	2019/2020	2020/2021	2021/2022	2022/2023		
General Fund								0	0
Unassigned CIP GF Savings								0	0
Measure A								0	0
Measure G Sales Tax								0	0
DIF - Transportation	103,083	36,364	36,364	30,356				66,720	103,084
DIF - Parks & Recreation								0	0
DIF - Civic Center								0	0
DIF - Library								0	0
DIF - Community Center								0	0
DIF - Maintenance Facility								0	0
Other:								0	0
Other:								0	0
Revenue Amount Total	103,083	36,364	36,364	30,356	0	0	0	66,720	103,084

Expense Amounts

Category	NTE Amount	Total Amount Previously Paid	New Appropriation by Fiscal Year					New Appropriation	Total Appropriation
			2018/2019	2019/2020	2020/2021	2021/2022	2022/2023		
Administration								0	0
Engineering								0	0
Construction								0	0
Inspection								0	0
Professional								0	0
Right of Way Acquisition								0	0
Other: Contingency								0	0
Other: Developer Reimbursement	103,083	36,364	36,364	30,356				66,720	103,084
Expense Amount Total	103,083	36,364	36,364	30,356	0	0	0	66,720	103,084

Repayment by FY:		Percent Complete:	Additional Comments: DRA 07 was made and entered into on June 6, 2011 between Lennar Homes of California, Inc. and the City of La Quinta. The total agreement amount is not to exceed (NTE) \$103,083. It is anticipated that this agreement will be completely fulfilled in FY 2019/2020.
FY 2018/2019		71%	
FY 2019/2020		100%	
FY 2020/2021		--	
FY 2021/2022		--	
FY 2022/2023		--	

Printed: 9-May-18

CITY OF LA QUINTA: CAPITAL IMPROVEMENT PROGRAM DETAIL

Project No.: 201702 - Developer Reimbursement for DIF Eligible Improvements

Developer Reimbursement Agreement No.: DRA 08 - Sam's Real Estate Business Trust

Project Improvement Type: Developer Impact Fee Reimbursement

Description

SDP 2005-824
Dune Palms Road - Installed full median curb and median island landscape

Revenue Amounts

Category	NTE Amount	Total Amount Previously Paid	New Appropriation by Fiscal Year					New Appropriation	Total Appropriation
			2018/2019	2019/2020	2020/2021	2021/2022	2022/2023		
General Fund								0	0
Unassigned CIP GF Savings								0	0
Measure A								0	0
Measure G Sales Tax								0	0
DIF - Transportation	228,697	32,727	32,727	33,268	38,782	45,000	45,000	194,777	227,504
DIF - Parks & Recreation								0	0
DIF - Civic Center								0	0
DIF - Library								0	0
DIF - Community Center								0	0
DIF - Maintenance Facility								0	0
Other:								0	0
Other:								0	0
Revenue Amount Total	228,697	32,727	32,727	33,268	38,782	45,000	45,000	194,777	227,504

Expense Amounts

Category	NTE Amount	Total Amount Previously Paid	New Appropriation by Fiscal Year					New Appropriation	Total Appropriation
			2018/2019	2019/2020	2020/2021	2021/2022	2022/2023		
Administration								0	0
Engineering								0	0
Construction								0	0
Inspection								0	0
Professional								0	0
Right of Way Acquisition								0	0
Other: Contingency								0	0
Other: Developer Reimbursement	228,697	32,727	32,727	33,268	38,782	45,000	45,000	194,777	227,504
Expense Amount Total	228,697	32,727	32,727	33,268	38,782	45,000	45,000	194,777	227,504

Repayment by FY:	Percent Complete:	Additional Comments: DRA 08 was made and entered into on October 10, 2012 between Sam's Real Estate Business Trust and the City of La Quinta. The total agreement amount is not to exceed (NTE) \$228,697. It is anticipated that this agreement will be completely fulfilled in FY 2023/2024.
FY 2018/2019	29%	
FY 2019/2020	43%	
FY 2020/2021	60%	
FY 2021/2022	80%	
FY 2022/2023	99%	

Printed: 9-May-18

CITY OF LA QUINTA: CAPITAL IMPROVEMENT PROGRAM DETAIL

Project No.: 201702 - Developer Reimbursement for DIF Eligible Improvements

Developer Reimbursement Agreement No.: DRA 09 - Toll Brothers, Inc. (Part 2)

Project Improvement Type: Developer Impact Fee Reimbursement

Description

Tract Map No.: 30357
 Avenue 52 - Median island improvements (landscape only)

Revenue Amounts

Category	NTE Amount	Total Amount Previously Paid	New Appropriation by Fiscal Year					New Appropriation	Total Appropriation
			2018/2019	2019/2020	2020/2021	2021/2022	2022/2023		
General Fund								0	0
Unassigned CIP GF Savings								0	0
Measure A								0	0
Measure G Sales Tax								0	0
DIF - Transportation	95,596	25,455	25,455	25,875	18,812			70,142	95,596
DIF - Parks & Recreation								0	0
DIF - Civic Center								0	0
DIF - Library								0	0
DIF - Community Center								0	0
DIF - Maintenance Facility								0	0
Other:								0	0
Other:								0	0
Revenue Amount Total	95,596	25,455	25,455	25,875	18,812	0	0	70,142	95,596

Expense Amounts

Category	NTE Amount	Total Amount Previously Paid	New Appropriation by Fiscal Year					New Appropriation	Total Appropriation
			2018/2019	2019/2020	2020/2021	2021/2022	2022/2023		
Administration								0	0
Engineering								0	0
Construction								0	0
Inspection								0	0
Professional								0	0
Right of Way Acquisition								0	0
Other: Contingency								0	0
Other: Developer Reimbursement	95,596	25,455	25,455	25,875	18,812			70,142	95,596
Expense Amount Total	95,596	25,455	25,455	25,875	18,812	0	0	70,142	95,596

Repayment by FY:		Percent Complete:	Additional Comments: DRA 09 was made and entered into on February 6, 2008 between Toll Brothers, Inc. and the City of La Quinta. The total agreement amount is not to exceed (NTE) \$112,723. It is anticipated that this agreement will be completely fulfilled in FY 2020/2021.
FY 2018/2019		53%	
FY 2019/2020		80%	
FY 2020/2021		100%	
FY 2021/2022		100%	
FY 2022/2023		--	

Printed: 9-May-18



CITY OF LA QUINTA
CAPITAL IMPROVEMENT PROGRAM
FISCAL YEAR 2018/2019 THROUGH 2022/2023

UNFUNDED ADDITIONAL PROJECTS REVENUE SUMMARY

[Return to Table of Contents](#)

**CITY OF LA QUINTA
CAPITAL IMPROVEMENT PROGRAM
UNFUNDED ADDITIONAL PROJECTS - REVENUE SUMMARY**

Project #	Project Description	Quimby Funds	DIF Transportation	DIF Parks/Rec	DIF Maint Facility	DIF Fire	Other	Other Revenue Source	Total
BRIDGE IMPROVEMENTS									
AD 1	Washington Street Bridge Railing (Replacement)						1,070,355	TBD/City of Indian Wells	1,070,355
DRAINAGE IMPROVEMENTS									
AD 2	Eisenhower Drive and Avenue 50 Drainage Improvements						468,410	TBD	468,410
LANDSCAPE AND LIGHTING IMPROVEMENTS									
AD 3	Highway 111 Landscape Enhancements (Washington Street Intersection)						1,005,586	TBD	1,005,586
AD 4	Highway 111 Landscape Enhancements (Adams Street Intersection)						944,602	TBD	944,602
AD 5	Highway 111 Landscape Enhancements (Dune Palms Road Intersection)						884,827	TBD	884,827
AD 6	Highway 111 Landscape Enhancements (Medians West City Limit to Adams Street)						880,000	TBD	880,000
AD 7	Highway 111 Landscape Enhancements (City Entrance Monuments)						1,689,000	TBD	1,689,000
AD 8	Highway 111 Landscape Enhancements and Auto Display Pads						2,329,629	TBD	2,329,629
MISCELLANEOUS IMPROVEMENTS									
AD 9	Sound Attenuation Wall (East Madison at Trilogy)		192,115						192,115
AD 10	Village Area Electric Vehicle Charging Station						205,838	TBD	205,838
AD 11	Village Area Parking Structure						7,500,000	TBD	7,500,000
AD 12	Phase I (Part 2) Golf Cart Routes						680,739	TBD	680,739
PUBLIC FACILITIES									
AD 13	City Hall Solar Panels						1,000,000	TBD	1,000,000
AD 14	Library/Wellness Center Solar Panels						1,000,000	TBD	1,000,000
AD 15	Corporate Yard - Phase III				1,739,383		2,279,411	TBD	4,018,794
AD 16	Southeast Area Fire Station					2,198,500	2,198,500	County of Riverside	4,397,000
AD 17	SilverRock Resort Irrigation and Pump Station Replacement						2,281,500	TBD	2,281,500
AD 18	Fritz Burns Pool Improvements	962,298		358,702					1,321,000
PARKS									
AD 19	New Community Sports Park	385,376		7,130,537			12,484,087	TBD	20,000,000
AD 20	Sports Complex Field Improvements						5,551,129	TBD	5,551,129
STREET IMPROVEMENTS									
AD 21	Fred Waring Drive Reconstruction						670,000	Measure A	670,000
AD 22	Miles Avenue Reconstruction (Adams Street to Dune Palms Road)						573,221	TBD	573,221
AD 23	Avenue 50 Street Improvements (Washington Street to Madison Street)		939,618				948,259	Dev Contribution	1,887,877
AD 24	Avenue 52 Street Improvements		290,540						290,540
AD 25	Avenue 58 Street Improvements (Jefferson Street to Madison Street)		1,730,953				1,997,566	Dev Contribution	3,728,519
AD 26	Avenue 62 Street Improvements (Monroe Street to Madison Street)		5,952,644				2,299,384	Dev Contribution	8,252,028
AD 27	Madison Street Widening (Avenue 60 to Avenue 62)		1,888,038				2,832,058	Dev Contribution	4,720,096
STREET IMPROVEMENTS - BICYCLE PATHS									
AD 28	Fred Waring Drive Class II Bike Trail (Washington Street to Jefferson Street)						101,063	TBD	101,063
AD 29	Highway 111 Class II Bike Trail (Washington Street to Indio City Limits)						114,538	TBD	114,538
AD 30	Avenue 50 Class III Bike Trail (Eisenhower Drive to Washington Street)						21,560	TBD	21,560
AD 31	Avenue 50 Class II Bike Trail (Washington Street to west of Park Avenue)						40,425	TBD	40,425
AD 32	Avenue 58 Class II Bike Trail (Jefferson Street to Madison Street)						262,763	TBD	262,763
AD 33	Avenue 58 Class II Bike Trail (west of Monroe Street to Monroe Street)						20,213	TBD	20,213
AD 34	Avenue 60 Class II Bike Trail (Monroe Street to Eastern City Limit)						13,475	TBD	13,475
AD 35	Avenue 62 Class II Bike Trail (Madison Street to Monroe Street)						67,375	TBD	67,375
AD 36	Eisenhower Drive Class II Bike Trail (Avenida Montezuma to Calle Sinaloa)						13,475	TBD	13,475
AD 37	Desert Club Drive Class III Bike Trail (Calle Tampico to Avenue 52)						10,780	TBD	10,780
AD 38	Monroe Street Class II Bike Trail (Avenue 54 to Mountain View Lane)						168,438	TBD	168,438
STREET IMPROVEMENTS - ROUNDABOUTS									
AD 39	Westward Ho at Roadrunner Lane Two Lane Roundabout						846,000	TBD	846,000
AD 40	Madison Street at Avenue 58 Two Lane Roundabout		846,000						846,000
AD 41	Madison Street at Avenue 60 Two Lane Roundabout		846,000						846,000
AD 42	Monroe Street at Avenue 52 Two Lane Roundabout		211,500				634,500	City of Indio	846,000
AD 43	Monroe Street at Avenue 54 Two Lane Roundabout		423,000				423,000	County of Riverside	846,000
AD 44	Monroe Street at Avenue 58 Two Lane Roundabout		423,000				423,000	County of Riverside	846,000
AD 45	Monroe Street at Avenue 60 Two Lane Roundabout		846,000						846,000
AD 46	Monroe Street at Avenue 62 Two Lane Roundabout		211,500				634,500	TBD/County of Riverside	846,000
STREET IMPROVEMENTS - TRAFFIC SIGNALS									
AD 47	Avenue 50 at Orchard Lane (New Traffic Signal)		107,500				322,500	Dev Contribution	430,000
AD 48	Jefferson Street at Avenue 54 (New Traffic Signal)		322,500				107,500	Dev Contribution	430,000
AD 49	Monroe Street at Airport Boulevard (New Traffic Signal)		215,000				215,000	County of Riverside	430,000
AD 50	Monroe Street at Avenue 61 (New Traffic Signal)		322,500				107,500	County of Riverside	430,000
TOTAL ADD PROJECTS:		1,347,674	15,768,408	7,489,239	1,739,383	2,198,500	58,321,706		86,864,910



CITY OF LA QUINTA
CAPITAL IMPROVEMENT PROGRAM
FISCAL YEAR 2018/2019 THROUGH 2022/2023

UNFUNDED ADDITIONAL PROJECTS EXPENDITURE SUMMARY

[Return to Table of Contents](#)

**CITY OF LA QUINTA
CAPITAL IMPROVEMENT PROGRAM
UNFUNDED ADDITIONAL PROJECTS - EXPENDITURE SUMMARY**

Project #	Project Description	Administration	Engineering	Construction	Inspection	Professional	Contingency	Other	Other Revenue Source	Total
BRIDGE IMPROVEMENTS										
AD 1	Washington Street Bridge Railing (Replacement)	39,000	78,000	780,000	76,050		97,305			1,070,355
DRAINAGE IMPROVEMENTS										
AD 2	Eisenhower Drive and Avenue 50 Drainage Improvements	16,130	32,260	322,596	31,453	23,388	42,583			468,410
LANDSCAPE AND LIGHTING IMPROVEMENTS										
AD 3	Highway 111 Landscape Enhancements (Washington Street Intersection)	36,640	73,280	732,800	71,448		91,418			1,005,586
AD 4	Highway 111 Landscape Enhancements (Adams Street Intersection)	34,418	68,836	688,360	67,115		85,873			944,602
AD 5	Highway 111 Landscape Enhancements (Dune Palms Road Intersection)	32,240	64,480	644,800	62,868		80,439			884,827
AD 6	Highway 111 Landscape Enhancements (Medians West City Limit to Adams Street)	32,030	64,062	640,618	62,461		80,829			880,000
AD 7	Highway 111 Landscape Enhancements (City Entrance Monuments)	34,000	127,163	1,271,628	123,984	63,581	68,644			1,689,000
AD 8	Highway 111 Landscape Enhancements and Auto Display Pads	84,884	169,767	1,697,670	165,523	84,884	126,901			2,329,629
MISCELLANEOUS IMPROVEMENTS										
AD 9	Sound Attenuation Wall (East Madison at Trilogy)	7,000	14,000	140,000	13,650		17,465			192,115
AD 10	Village Area Electric Vehicle Charging Station	4,117	15,000	150,000	14,625	7,500	14,596			205,838
AD 11	Village Area Parking Structure	150,000	750,000	5,043,750	731,250	225,000	600,000			7,500,000
AD 12	Phase I (Part 2) Golf Cart Routes	25,000	50,519	505,187	49,256	25,259	25,519			680,739
PUBLIC FACILITIES										
AD 13	City Hall Solar Panels		50,000	950,000						1,000,000
AD 14	Library/Wellness Center Solar Panels		50,000	950,000						1,000,000
AD 15	Corporate Yard - Phase III	236,050	59,711	2,721,000	460,298		541,735			4,018,794
AD 16	Southeast Area Fire Station	163,154	326,308	3,263,080	318,150		326,308			4,397,000
AD 17	SilverRock Resort Irrigation and Pump Station Replacement	45,630	228,150	1,557,124	222,446	45,630	182,520			2,281,500
AD 18	Fritz Burns Pool Improvements	47,373	94,746	947,463	92,378	18,950	120,090			1,321,000
PARKS										
AD 19	New Community Sports Park	200,000	750,000	16,725,000	400,000	125,000	1,800,000			20,000,000
AD 20	Sports Complex Field Improvements	111,023	555,113	3,677,622	541,235	111,023	555,113			5,551,129
STREET IMPROVEMENTS										
AD 21	Fred Waring Drive Reconstruction	18,000	46,500	465,000	45,250	35,250	60,000			670,000
AD 22	Miles Avenue Reconstruction (Adams Street to Dune Palms Road)	20,923	41,845	418,451	40,799	20,923	30,280			573,221
AD 23	Avenue 50 Street Improvements (Washington Street to Madison Street)	65,797	131,594	1,315,937	128,304		246,245			1,887,877
AD 24	Avenue 52 Street Improvements	10,126	20,252	202,520	19,746		37,896			290,540
AD 25	Avenue 58 Street Improvements (Jefferson Street to Madison Street)							3,728,519	Developer Reimbursement	3,728,519
AD 26	Avenue 62 Street Improvements (Monroe Street to Madison Street)	330,015	660,030	6,600,302	511,523		150,158			8,252,028
AD 27	Madison Street Widening (Avenue 60 to Avenue 62)	174,786	349,572	3,495,720	270,918		429,100			4,720,096
STREET IMPROVEMENTS - BICYCLE PATHS										
AD 28	Fred Waring Drive Class II Bike Trail (Washington Street to Jefferson Street)	3,750	7,500	75,000	7,313		7,500			101,063
AD 29	Highway 111 Class II Bike Trail (Washington Street to Indio City Limits)	4,250	8,500	85,000	8,288		8,500			114,538
AD 30	Avenue 50 Class III Bike Trail (Eisenhower Drive to Washington Street)	800	1,600	16,000	1,560		1,600			21,560
AD 31	Avenue 50 Class II Bike Trail (Washington Street to west of Park Avenue)	1,500	3,000	30,000	2,925		3,000			40,425
AD 32	Avenue 58 Class II Bike Trail (Jefferson Street to Madison Street)	9,750	19,500	195,000	19,013		19,500			262,763
AD 33	Avenue 58 Class II Bike Trail (west of Monroe Street to Monroe Street)	750	1,500	15,000	1,463		1,500			20,213
AD 34	Avenue 60 Class II Bike Trail (Monroe Street to Eastern City Limit)	500	1,000	10,000	975		1,000			13,475
AD 35	Avenue 62 Class II Bike Trail (Madison Street to Monroe Street)	2,500	5,000	50,000	4,875		5,000			67,375
AD 36	Eisenhower Drive Class II Bike Trail (Avenida Montezuma to Calle Sinaloa)	500	1,000	10,000	975		1,000			13,475
AD 37	Desert Club Drive Class III Bike Trail (Calle Tampico to Avenue 52)	400	800	8,000	780		800			10,780
AD 38	Monroe Street Class II Bike Trail (Avenue 54 to Mountain View Lane)	6,250	12,500	125,000	12,188		12,500			168,438
STREET IMPROVEMENTS - ROUNDABOUTS										
AD 39	Westward Ho at Roadrunner Lane Two Lane Roundabout	42,300	84,600	632,385	65,565	21,150				846,000
AD 40	Madison Street at Avenue 58 Two Lane Roundabout	42,300	84,600	632,385	65,565	21,150				846,000
AD 41	Madison Street at Avenue 60 Two Lane Roundabout	42,300	84,600	632,385	65,565	21,150				846,000
AD 42	Monroe Street at Avenue 52 Two Lane Roundabout	42,300	84,600	632,385	65,565	21,150				846,000
AD 43	Monroe Street at Avenue 54 Two Lane Roundabout	42,300	84,600	632,385	65,565	21,150				846,000
AD 44	Monroe Street at Avenue 58 Two Lane Roundabout	42,300	84,600	632,385	65,565	21,150				846,000
AD 45	Monroe Street at Avenue 60 Two Lane Roundabout	42,300	84,600	632,385	65,565	21,150				846,000
AD 46	Monroe Street at Avenue 62 Two Lane Roundabout	42,300	84,600	632,385	65,565	21,150				846,000
STREET IMPROVEMENTS - TRAFFIC SIGNALS										
AD 47	Avenue 50 at Orchard Lane (New Traffic Signal)	21,500	43,000	321,425	33,325	10,750				430,000
AD 48	Jefferson Street at Avenue 54 (New Traffic Signal)	21,500	43,000	321,425	33,325	10,750				430,000
AD 49	Monroe Street at Airport Boulevard (New Traffic Signal)	21,500	43,000	321,425	33,325	10,750				430,000
AD 50	Monroe Street at Avenue 61 (New Traffic Signal)	21,500	43,000	321,425	33,325	10,750				430,000
SUBTOTAL ADD PROJECTS		2,373,686	5,781,888	62,870,408	5,238,905	998,588	5,872,917	3,728,519		86,864,910



CITY OF LA QUINTA
CAPITAL IMPROVEMENT PROGRAM
FISCAL YEAR 2018/2019 THROUGH 2022/2023

UNFUNDED ADDITIONAL PROJECTS

[Return to Table of Contents](#)

CITY OF LA QUINTA: CAPITAL IMPROVEMENT PROGRAM DETAIL

Project No.: AD 01 - Washington Street Bridge Railing (Replacement)

Project Improvement Type: Miscellaneous Improvement

Description

Prepare the Plans, Specifications and Estimate (PS&E) and replace the existing bridge railing on Washington Street at the Whitewater River with the La Quinta decorative bridge railing.

Revenue Amounts

Category	To Be Determined	Total
General Fund		0
Infrastructure		0
Project Area 1		0
Project Area 2		0
DIF - Transportation		0
DIF - Parks & Recreation		0
DIF - Civic Center		0
DIF - Library		0
DIF - Community Center		0
DIF - Maintenance Facility		0
Other: To Be Determined	535,177	535,177
Other: City of Indian Wells	535,178	535,178
Revenue Amount Total	0 0 0 0 0 0	1,070,355 0 1,070,355

Category	To Be Determined	Total
Administration	39,000	39,000
Engineering	78,000	78,000
Construction	780,000	780,000
Inspection	76,050	76,050
Professional		0
Contingency	97,305	97,305
Other:		0
Expense Amount Total	0 0 0 0 0 0	1,070,355 0 1,070,355

Additional Comments:

Printed: 9-May-18

CITY OF LA QUINTA: CAPITAL IMPROVEMENT PROGRAM DETAIL

Project No.: AD 02 - Eisenhower Drive and Avenue 50 Drainage Improvements

Project Improvement Type: Drainage Improvement

Description

Construction of new 48-inch reinforced concrete pipe storm drain at the intersection of Eisenhower Drive and Avenue 50

Revenue Amounts

Category	To Be Determined						Total		
General Fund								0	
Infrastructure								0	
Project Area 1								0	
Project Area 2								0	
DIF - Transportation								0	
DIF - Parks & Recreation								0	
DIF - Civic Center								0	
DIF - Library								0	
DIF - Community Center								0	
DIF - Maintenance Facility								0	
Other: To be determined						468,410	468,410		
Other:								0	
Revenue Amount Total	0	0	0	0	0	0	468,410	0	468,410

Category	To Be Determined						Total		
Administration						16,130	16,130		
Engineering						32,260	32,260		
Construction						322,596	322,596		
Inspection						31,453	31,453		
Professional						23,388	23,388		
Contingency						42,583	42,583		
Other:								0	
Expense Amount Total	0	0	0	0	0	0	468,410	0	468,410

Additional Comments:

Printed: 9-May-18

CITY OF LA QUINTA: CAPITAL IMPROVEMENT PROGRAM DETAIL

Project No.: AD 03 - Highway 111 Landscape Enhancements (Washington Street Intersection)

Project Improvement Type: Landscaping and Lighting Improvement

Description

The proposed improvements will enhance the public right of way at the intersection of Washington Street and Highway 111 in accordance with the recommendations presented within the Highway 111 Corridor Landscape Design Guidelines, dated January 20, 2011.

Revenue Amounts

Category	To Be Determined						Total
General Fund							0
Infrastructure							0
Project Area 1							0
Project Area 2							0
DIF - Transportation							0
DIF - Parks & Recreation							0
DIF - Civic Center							0
DIF - Library							0
DIF - Community Center							0
DIF - Maintenance Facility							0
Other: To Be Determined						1,005,586	1,005,586
Other:							0
Revenue Amount Total	0	0	0	0	0	1,005,586	1,005,586

Category	To Be Determined						Total
Administration						36,640	36,640
Engineering						73,280	73,280
Construction						732,800	732,800
Inspection						71,448	71,448
Professional							0
Contingency						91,418	91,418
Other:							0
Expense Amount Total	0	0	0	0	0	1,005,586	1,005,586

Additional Comments:

Operating Costs are calculated at \$0.25 per square foot.

Printed:

9-May-18

CITY OF LA QUINTA: CAPITAL IMPROVEMENT PROGRAM DETAIL

Project No.: AD 04 - Highway 111 Landscape Enhancements (Adams Street Intersection)

Project Improvement Type: Landscaping and Lighting Improvement

Description

The proposed improvements will enhance the public right of way at the intersection of Adams Street and Highway 111 in accordance with the recommendations presented within the Highway 111 Corridor Landscape Design Guidelines, dated January 20, 2011.

Revenue Amounts

Category	To Be Determined						Total	
General Fund								0
Infrastructure								0
Project Area 1								0
Project Area 2								0
DIF - Transportation								0
DIF - Parks & Recreation								0
DIF - Civic Center								0
DIF - Library								0
DIF - Community Center								0
DIF - Maintenance Facility								0
Other: To Be Determined						944,602	944,602	
Other:								0
Revenue Amount Total	0	0	0	0	0	944,602	0	944,602

Category	To Be Determined						Total	
Administration						34,418		34,418
Engineering						68,836		68,836
Construction						688,360		688,360
Inspection						67,115		67,115
Professional								0
Contingency						85,873		85,873
Other:								0
Expense Amount Total	0	0	0	0	0	944,602	0	944,602

Additional Comments:

Operating Costs are calculated at \$0.25 per square foot.

Printed:

9-May-18

CITY OF LA QUINTA: CAPITAL IMPROVEMENT PROGRAM DETAIL

Project No.: AD 05 - Highway 111 Landscape Enhancements (Dune Palms Road Intersection)

Project Improvement Type: Landscaping and Lighting Improvement

Description

The proposed improvements will enhance the public right of way at the intersection of Dune Palms Road and Highway 111 in accordance with the recommendations presented within the Highway 111 Corridor Landscape Design Guidelines, dated January 20, 2011.

Revenue Amounts

Category	To Be Determined						Total	
General Fund								0
Infrastructure								0
Project Area 1								0
Project Area 2								0
DIF - Transportation								0
DIF - Parks & Recreation								0
DIF - Civic Center								0
DIF - Library								0
DIF - Community Center								0
DIF - Maintenance Facility								0
Other: To Be Determined						884,827	884,827	884,827
Other:								0
Revenue Amount Total	0	0	0	0	0	884,827	0	884,827

Category	To Be Determined						Total	
Administration						32,240	32,240	32,240
Engineering						64,480	64,480	64,480
Construction						644,800	644,800	644,800
Inspection						62,868	62,868	62,868
Professional							0	0
Contingency						80,439	80,439	80,439
Other:								0
Expense Amount Total	0	0	0	0	0	884,827	0	884,827

Additional Comments:

Operating Costs are calculated at \$0.25 per square foot.

Printed:

9-May-18

CITY OF LA QUINTA: CAPITAL IMPROVEMENT PROGRAM DETAIL

Project No.: AD 06 - Highway 111 Landscape Enhancements (Medians West City Limit to Adams Street)

Project Improvement Type: Landscaping and Lighting Improvement

Description

The proposed improvements will enhance the median island landscape, irrigation and low level lighting in accordance with the recommendations presented within the Highway 111 Corridor Landscape Design Guidelines, dated January 20, 2011.

Revenue Amounts

Category	To Be Determined						Total	
General Fund								0
Infrastructure								0
Project Area 1								0
Project Area 2								0
DIF - Transportation								0
DIF - Parks & Recreation								0
DIF - Civic Center								0
DIF - Library								0
DIF - Community Center								0
DIF - Maintenance Facility								0
Other: To Be Determined						880,000	880,000	
Other:								0
Revenue Amount Total	0	0	0	0	0	880,000	0	880,000

Category	To Be Determined						Total	
Administration						32,030	32,030	
Engineering						64,062	64,062	
Construction						640,618	640,618	
Inspection						62,461	62,461	
Professional								0
Contingency						80,829	80,829	
Other:								0
Expense Amount Total	0	0	0	0	0	880,000	0	880,000

Additional Comments:

Operating Costs are calculated at \$0.25 per square foot.

Printed:

9-May-18

CITY OF LA QUINTA: CAPITAL IMPROVEMENT PROGRAM DETAIL

Project No.: AD 07 - Highway 111 Landscape Enhancements (City Entrance Monuments)

Project Improvement Type: Landscaping and Lighting Improvement

Description

The proposed improvements will enhance the city entrance monuments and adjoining landscape, irrigation and low level lighting in accordance with the recommendations presented within the Highway 111 Corridor Landscape Design Guidelines, dated January 20, 2011.

Revenue Amounts

Category	To Be Determined						Total
General Fund							0
Infrastructure							0
Project Area 1							0
Project Area 2							0
DIF - Transportation							0
DIF - Parks & Recreation							0
DIF - Civic Center							0
DIF - Library							0
DIF - Community Center							0
DIF - Maintenance Facility							0
Other: To Be Determined						1,689,000	1,689,000
Other:							0
Revenue Amount Total	0	0	0	0	0	1,689,000	1,689,000

Category	To Be Determined						Total
Administration						34,000	34,000
Engineering						127,163	127,163
Construction						1,271,628	1,271,628
Inspection						123,984	123,984
Professional						63,581	63,581
Contingency						68,644	68,644
Other:							0
Expense Amount Total	0	0	0	0	0	1,689,000	1,689,000

Additional Comments:

Operating Costs are calculated at \$0.25 per square foot.

Printed:

9-May-18

CITY OF LA QUINTA: CAPITAL IMPROVEMENT PROGRAM DETAIL

Project No.: AD 08 - Highway 111 Landscape Enhancements and Auto Display Pads

Project Improvement Type: Landscaping and Lighting Improvement

Description

The proposed improvements will enhance the landscape, irrigation and low level lighting on the south Highway 111 parkway adjacent to the La Quinta Auto Park. The existing planting and lighting will be removed and replaced, existing irrigation system will be modified, new auto display beds will be installed, and new Auto Center ID signs will be installed.

Revenue Amounts

Category	To Be Determined					Total		
General Fund							0	
Infrastructure							0	
Project Area 1							0	
Project Area 2							0	
DIF - Transportation							0	
DIF - Parks & Recreation							0	
DIF - Civic Center							0	
DIF - Library							0	
DIF - Community Center							0	
DIF - Maintenance Facility							0	
Other: To Be Determined					2,329,629	2,329,629	2,329,629	
Other:							0	
Revenue Amount Total	0	0	0	0	0	2,329,629	0	2,329,629

Category	To Be Determined					Total		
Administration						84,884	84,884	
Engineering						169,767	169,767	
Construction						1,697,670	1,697,670	
Inspection						165,523	165,523	
Professional						84,884	84,884	
Contingency						126,901	126,901	
Other:							0	
Expense Amount Total	0	0	0	0	0	2,329,629	0	2,329,629

Additional Comments:

Operating Costs are calculated at \$0.25 per square foot.

Printed:

9-May-18

CITY OF LA QUINTA: CAPITAL IMPROVEMENT PROGRAM DETAIL

Project No.: AD 09 - Sound Attenuation Wall (East Madison at Trilogy)

Project Improvement Type: Miscellaneous Improvement

Description

Design and construct sound attenuation wall.

Revenue Amounts

Category	To Be Determined						Total	
General Fund							0	
Infrastructure							0	
Project Area 1							0	
Project Area 2							0	
DIF - Transportation					192,115		192,115	
DIF - Parks & Recreation							0	
DIF - Civic Center							0	
DIF - Library							0	
DIF - Community Center							0	
DIF - Maintenance Facility							0	
Other:							0	
Other:							0	
Revenue Amount Total	0	0	0	0	0	192,115	0	192,115

Category	To Be Determined						Total	
Administration						7,000	7,000	
Engineering						14,000	14,000	
Construction						140,000	140,000	
Inspection						13,650	13,650	
Professional							0	
Contingency						17,465	17,465	
Other:							0	
Expense Amount Total	0	0	0	0	0	192,115	0	192,115

Additional Comments:

The costs have been updated as presented within the September 16, 2008 DIF update.

Printed:

9-May-18

CITY OF LA QUINTA: CAPITAL IMPROVEMENT PROGRAM DETAIL

Project No.: AD 10 - Village Area Electric Vehicle Charging Station

Project Improvement Type: Public Facility

Description

The proposed improvements include the installation of 5 electric vehicle charging stations within the Village parking lot.

Revenue Amounts

Category	To Be Determined					Total		
General Fund							0	
Infrastructure							0	
Project Area 1							0	
Project Area 2							0	
DIF - Transportation							0	
DIF - Parks & Recreation							0	
DIF - Civic Center							0	
DIF - Library							0	
DIF - Community Center							0	
DIF - Maintenance Facility							0	
Other: To Be Determined					205,838		205,838	
Other:							0	
Revenue Amount Total	0	0	0	0	0	205,838	0	205,838

Category	To Be Determined					Total		
Administration						4,117	4,117	
Engineering						15,000	15,000	
Construction						150,000	150,000	
Inspection						14,625	14,625	
Professional						7,500	7,500	
Contingency						14,596	14,596	
Other:							0	
Expense Amount Total	0	0	0	0	0	205,838	0	205,838

Additional Comments:

Printed:

9-May-18

CITY OF LA QUINTA: CAPITAL IMPROVEMENT PROGRAM DETAIL

Project No.: AD 11 - Village Area Parking Structure

Project Improvement Type: Public Facility

Description

The proposed improvement will install a 300 space parking structure within the Village area.

Revenue Amounts

Category	To Be Determined	Total
General Fund		0
Infrastructure		0
Project Area 1		0
Project Area 2		0
DIF - Transportation		0
DIF - Parks & Recreation		0
DIF - Civic Center		0
DIF - Library		0
DIF - Community Center		0
DIF - Maintenance Facility		0
Other: To be determined	7,500,000	7,500,000
Other:		0
Revenue Amount Total	0 0 0 0 0 0	7,500,000 0 7,500,000

Category	To Be Determined	Total
Administration	150,000	150,000
Engineering	750,000	750,000
Construction	5,043,750	5,043,750
Inspection	731,250	731,250
Professional	225,000	225,000
Contingency	600,000	600,000
Other:		0
Expense Amount Total	0 0 0 0 0 0	7,500,000 0 7,500,000

Additional Comments:

Operating costs are unknown at this time.

Printed: 9-May-18

CITY OF LA QUINTA: CAPITAL IMPROVEMENT PROGRAM DETAIL

Project No.: AD 12 - Phase I (Part 2) Golf Cart Routes

Project Improvement Type: Street Improvement

Description

The proposed improvements include the installation Golf Cart travel lanes on various streets within the City.

Revenue Amounts

Category	To Be Determined						Total	
General Fund							0	
Infrastructure							0	
Project Area 1							0	
Project Area 2							0	
DIF - Transportation							0	
DIF - Parks & Recreation							0	
DIF - Civic Center							0	
DIF - Library							0	
DIF - Community Center							0	
DIF - Maintenance Facility							0	
Other: To be determined						680,739	680,739	
Other:							0	
Revenue Amount Total	0	0	0	0	0	680,739	0	680,739

Category	To Be Determined						Total	
Administration						25,000	25,000	
Engineering						50,519	50,519	
Construction						505,187	505,187	
Inspection						49,256	49,256	
Professional						25,259	25,259	
Contingency						25,519	25,519	
Other:							0	
Expense Amount Total	0	0	0	0	0	680,739	0	680,739

Additional Comments:

Printed: 9-May-18

CITY OF LA QUINTA: CAPITAL IMPROVEMENT PROGRAM DETAIL

Project No.: AD 13 - City Hall Solar Panels

Project Improvement Type: Public Facility

Description

The proposed improvements include the installation of photo voltaic solar panels on the parking structures at the La Quinta City Hall.

Revenue Amounts

Category	To Be Determined					Total	
General Fund							0
Infrastructure							0
Project Area 1							0
Project Area 2							0
DIF - Transportation							0
DIF - Parks & Recreation							0
DIF - Civic Center							0
DIF - Library							0
DIF - Community Center							0
DIF - Maintenance Facility							0
DIF - Fire							0
Other: To be Determined					1,000,000		1,000,000
Revenue Amount Total	0	0	0	0	0	1,000,000	1,000,000

Category	To Be Determined					Total	
Administration							0
Engineering					50,000		50,000
Construction					950,000		950,000
Inspection							0
Professional							0
Contingency							0
Other:							0
Expense Amount Total	0	0	0	0	0	1,000,000	1,000,000

Additional Comments:

Printed: 9-May-18

CITY OF LA QUINTA: CAPITAL IMPROVEMENT PROGRAM DETAIL

Project No.: AD 14 - Library/Wellness Center Solar Panels

Project Improvement Type: Public Facility

Description

The proposed improvements include the installation of photo voltaic solar panels on the parking structures at the La Quinta Library and Wellness Center.

Revenue Amounts

Category	To Be Determined					Total		
General Fund							0	
Infrastructure							0	
Project Area 1							0	
Project Area 2							0	
DIF - Transportation							0	
DIF - Parks & Recreation							0	
DIF - Civic Center							0	
DIF - Library							0	
DIF - Community Center							0	
DIF - Maintenance Facility							0	
DIF - Fire							0	
Other: To be Determined					1,000,000		1,000,000	
Revenue Amount Total	0	0	0	0	0	1,000,000	0	1,000,000

Category	To Be Determined					Total		
Administration							0	
Engineering					50,000		50,000	
Construction					950,000		950,000	
Inspection							0	
Professional							0	
Contingency							0	
Other:							0	
Expense Amount Total	0	0	0	0	0	1,000,000	0	1,000,000

Additional Comments:

Printed: 9-May-18

CITY OF LA QUINTA: CAPITAL IMPROVEMENT PROGRAM DETAIL

Project No.: AD 15 - Corporate Yard - Phase III

Project Improvement Type: Public Facility

Description

The proposed improvements will complete the construction of the City Corporate Yard. Phase III of the Corporate Yard includes the construction of Maintenance Shops and Departmental Storage Facilities.

Revenue Amounts

Category	To Be Determined	Total
General Fund		0
Project Area 1		0
Project Area 2		0
DIF - Transportation		0
DIF - Parks & Recreation		0
DIF - Civic Center		0
DIF - Library		0
DIF - Community Center		0
DIF - Maintenance Facility	1,739,383	1,739,383
DIF - Fire		0
Other: To Be Determined	2,279,411	2,279,411
Revenue Amount Total	0 0 0 0 0 4,018,794	0 4,018,794

Category	To Be Determined	Total
Administration	236,050	236,050
Engineering	59,711	59,711
Construction	2,721,000	2,721,000
Inspection	460,298	460,298
Professional		0
Contingency	541,735	541,735
Other:		0
Expense Amount Total	0 0 0 0 0 4,018,794	0 4,018,794

Additional Comments:

The costs presented have been updated to reflect the costs presented within the September 16, 2008 DIF update.

Printed: 9-May-18

CITY OF LA QUINTA: CAPITAL IMPROVEMENT PROGRAM DETAIL

Project No.: AD 16 - Southeast Area Fire Station

Project Improvement Type: Public Facility

Description

Improvements include site acquisition, design and construction of new fire station in southeast area of La Quinta.

Revenue Amounts

Category	To Be Determined					Total
General Fund						0
Infrastructure						0
Project Area 1						0
Project Area 2						0
DIF - Transportation						0
DIF - Parks & Recreation						0
DIF - Civic Center						0
DIF - Library						0
DIF - Community Center						0
DIF - Maintenance Facility						0
DIF - Fire					2,198,500	2,198,500
Other: County of Riverside					2,198,500	2,198,500
Revenue Amount Total	0	0	0	0	0	4,397,000

Category	To Be Determined					Total
Administration					163,154	163,154
Engineering					326,308	326,308
Construction					3,263,080	3,263,080
Inspection					318,150	318,150
Professional						0
Contingency					326,308	326,308
Other:						0
Expense Amount Total	0	0	0	0	0	4,397,000

Additional Comments:

The project costs have been updated to reflect the costs presented within the September 16, 2008 DIF update.

Printed: 9-May-18

CITY OF LA QUINTA: CAPITAL IMPROVEMENT PROGRAM DETAIL

Project No.: AD 17 - SilverRock Resort Irrigation and Pump Station Replacement

Project Improvement Type: Public Facility

Description

The project will reconstruct the irrigation system and pump station at the SilverRock Resort Golf Course.

Revenue Amounts

Category	To Be Determined	Total
General Fund		0
Infrastructure		0
Project Area 1		0
Project Area 2		0
DIF - Transportation		0
DIF - Parks & Recreation		0
DIF - Civic Center		0
DIF - Library		0
DIF - Community Center		0
DIF - Maintenance Facility		0
DIF - Fire		0
Other: To Be Determined	2,281,500	2,281,500
Revenue Amount Total	0 0 0 0 0	2,281,500 0 2,281,500

Category	To Be Determined	Total
Administration	45,630	45,630
Engineering	228,150	228,150
Construction	1,557,124	1,557,124
Inspection	222,446	222,446
Professional	45,630	45,630
Contingency	182,520	182,520
Other:		0
Expense Amount Total	0 0 0 0 0	2,281,500 0 2,281,500

Additional Comments:

The useful life of the municipal golf course irrigation system and pump station is estimated at 35 to 30 years. This future improvement will be implemented at the time the existing facilities begin to fail due to age.

Printed: 9-May-18

CITY OF LA QUINTA: CAPITAL IMPROVEMENT PROGRAM DETAIL

Project No.: AD 18 - Fritz Burns Pool Improvements

Project Improvement Type: Public Facility

Description

The expansion of the Fritz Burns Pool would include additional amenities such as a water feature, spray pad, water slide, shade structures, changing areas, pool chillers and new fencing. The original 25 yard pool and wading pool were built in 1997, and are no longer enough to entertain children and attract families to the pool facility. The new enhancements would attract users to increase participation levels, increase physical activity at the pool, and increase the number of resident pool party rentals and expand the event opportunities. It is anticipated that the exposure of the improved facility would also increase participation in the pool's traditional aquatic classes and recreational programming such as public swim, swim lessons, and water aerobics.

Revenue Amounts

Category	To Be Determined					Total			
General Fund									0
Infrastructure									0
Project Area 1									0
Project Area 2									0
DIF - Transportation									0
DIF - Parks & Recreation						358,702			358,702
DIF - Civic Center									0
DIF - Library									0
DIF - Community Center									0
DIF - Maintenance Facility									0
Quimby						962,298			962,298
Other: To Be Determined									0
Revenue Amount Total	0	0	0	0	0	1,321,000	0	0	1,321,000

Category	To Be Determined					Total			
Administration						47,373			47,373
Engineering						94,746			94,746
Construction						947,463			947,463
Inspection						92,378			92,378
Professional						18,950			18,950
Contingency						120,090			120,090
Other:									0
Expense Amount Total	0	0	0	0	0	1,321,000	0	0	1,321,000

Additional Comments:

Operating Costs are estimated to increase approximately \$1,200 per year.

Printed:

9-May-18

CITY OF LA QUINTA: CAPITAL IMPROVEMENT PROGRAM DETAIL

Project No.: AD 19 - New Community Sports Park

Project Improvement Type: Public Facility

Description

Prepare the plans, specifications and engineer's estimate (PS&E) and construct a 40 acre Community Park as defined within the City General Plan.

Revenue Amounts

Category	To Be Determined	Total
General Fund		0
Quimby	385,376	385,376
Project Area 1		0
Project Area 2		0
DIF - Transportation		0
DIF - Parks & Recreation	7,130,537	7,130,537
DIF - Civic Center		0
DIF - Library		0
DIF - Community Center		0
DIF - Maintenance Facility		0
Other: To Be Determined	12,484,087	12,484,087
Other:		0
Revenue Amount Total	0 0 0 0 0 20,000,000 0	20,000,000

Expense Amounts

Category	To Be Determined	Total
Administration	200,000	200,000
Engineering	750,000	750,000
Construction	16,725,000	16,725,000
Inspection	400,000	400,000
Professional	125,000	125,000
Contingency	1,800,000	1,800,000
Other:		0
Expense Amount Total	0 0 0 0 0 20,000,000 0	20,000,000

Additional Comments:

Printed:

9-May-18

CITY OF LA QUINTA: CAPITAL IMPROVEMENT PROGRAM DETAIL

Project No.: AD 20 - Sports Complex Field Improvements

Project Improvement Type: Public Facility

Description

The proposed improvements include upgraded baseball/softball fields and multi-purpose fields

Revenue Amounts

Category	To Be Determined	Total
General Fund		0
Infrastructure		0
Project Area 1		0
Project Area 2		0
DIF - Transportation		0
DIF - Parks & Recreation		0
DIF - Civic Center		0
DIF - Library		0
DIF - Community Center		0
DIF - Maintenance Facility		0
DIF - Fire		0
Other: To Be Determined	5,551,129	5,551,129
Revenue Amount Total	0 0 0 0 0	5,551,129 0 5,551,129

Category	To Be Determined	Total
Administration	111,023	111,023
Engineering	555,113	555,113
Construction	3,677,622	3,677,622
Inspection	541,235	541,235
Professional	111,023	111,023
Contingency	555,113	555,113
Other:		0
Expense Amount Total	0 0 0 0 0	5,551,129 0 5,551,129

Additional Comments:

The future upgrade of the field lighting may result in cost savings as a result of the installation of a more energy efficient system. Operating costs will be calculated when project specific information is available.

Printed: 9-May-18

CITY OF LA QUINTA: CAPITAL IMPROVEMENT PROGRAM DETAIL

Project No.: AD 21 - Fred Waring Drive Reconstruction

Project Improvement Type: Street Improvement

Description

The proposed improvement will rehabilitate the pavement on Fred Waring Drive. Improvements consist of removal and replacement of substandard structural sections. Removal and replacement street segments will be determined during the engineering phase.

Revenue Amounts

Category	To Be Determined						Total	
General Fund							0	0
Measure A						670,000	670,000	670,000
DIF - Transportation							0	0
DIF - Parks & Recreation							0	0
DIF - Civic Center							0	0
DIF - Library							0	0
DIF - Community Center							0	0
DIF - Maintenance Facility							0	0
Other:							0	0
Other:							0	0
Revenue Amount Total	0	0	0	0	0	670,000	0	670,000

Expense Amounts

Category	To Be Determined						Total	
Administration						18,000	18,000	18,000
Engineering						46,500	46,500	46,500
Construction						465,000	465,000	465,000
Inspection						45,250	45,250	45,250
Professional						35,250	35,250	35,250
Contingency						60,000	60,000	60,000
Other:							0	0
Expense Amount Total	0	0	0	0	0	670,000	0	670,000

Additional Comments:

Printed:

9-May-18

CITY OF LA QUINTA: CAPITAL IMPROVEMENT PROGRAM DETAIL

Project No.: AD 22 - Miles Avenue Reconstruction (Adams Street to Dune Palms Road)

Project Improvement Type: Street Improvement

Description

The project will reconstruct the eastbound and westbound number 1 (center) lanes from Adams Street to Dune Palms Road. The improvements include new AC pavement and base material, striping, crack seal, and slurry seal as needed.

Revenue Amounts

Category	To Be Determined	Total
General Fund		0
Infrastructure		0
Project Area 1		0
Project Area 2		0
DIF - Transportation		0
DIF - Parks & Recreation		0
DIF - Civic Center		0
DIF - Library		0
DIF - Community Center		0
DIF - Maintenance Facility		0
Other: To Be Determined	573,221	573,221
Other:		0
Revenue Amount Total	0 0 0 0 0 0	573,221 0 573,221

Category	To Be Determined	Total
Administration	20,923	20,923
Engineering	41,845	41,845
Construction	418,451	418,451
Inspection	40,799	40,799
Professional	20,923	20,923
Contingency	30,280	30,280
Other:		0
Expense Amount Total	0 0 0 0 0 0	573,221 0 573,221

Additional Comments:

Operating Costs are calculated at \$0.25 per square foot.

Printed: 9-May-18

CITY OF LA QUINTA: CAPITAL IMPROVEMENT PROGRAM DETAIL

Project No.: AD 23 - Avenue 50 Street Improvements (Washington Street to Madison Street)

Project Improvement Type: Street Improvement

Description

The proposed improvements include the installation of median island, median island landscape, irrigation and electrical, from Washington St. to Jefferson St.; and the installation of half a median island, median island landscape, irrigation and electrical and the adjustment of the centerline profile to implement urban drainage concept for future widening of the south side, from Jefferson St. to Madison St.

Revenue Amounts

Category	To Be Determined					Total
General Fund						0
Infrastructure						0
Project Area 1						0
Project Area 2						0
DIF - Transportation					939,618	939,618
DIF - Parks & Recreation						0
DIF - Civic Center						0
DIF - Library						0
DIF - Community Center						0
DIF - Maintenance Facility						0
Other: Developer Contribution					948,259	948,259
Other:						0
Revenue Amount Total	0	0	0	0	0	1,887,877

Expense Amounts

Category	To Be Determined					Total
Administration					65,797	65,797
Engineering					131,594	131,594
Construction					1,315,937	1,315,937
Inspection					128,304	128,304
Professional						0
Contingency					246,245	246,245
Other:						0
Expense Amount Total	0	0	0	0	0	1,887,877

Additional Comments:

1. The proposed median improvements are not included between the La Quinta Evacuation Channel and Park St.
2. The project also includes the construction of a new outside lane adjacent to Polo Estates.
3. Park Avenue to Orchard - Developer bonds are available for the south side.
4. Operating costs for future median island landscape and lighting are calculated at \$0.25 per square foot.
5. Project costs have been reduced to reflect TD Desert Tract 25429 Developer Reimbursement Agreement \$186,900 DIF and \$45,000 Developer Bonds; and to reflect Toll Brothers Reimbursement Agreement \$ 627,972. Developer Reimbursement Agreements are tracked as separate Additional Projects.
6. Project costs have been updated to reflect the costs presented in the September 16, 2008 DIF.

Printed:

9-May-18

CITY OF LA QUINTA: CAPITAL IMPROVEMENT PROGRAM DETAIL

Project No.: AD 24 - Avenue 52 Street Improvements

Project Improvement Type: Street Improvement

Description

The proposed improvements include the installation of median island, median island landscape, irrigation and electrical, and the adjustment of the centerline profile to implement urban drainage standards for the future widening of the north and south sides, from Jefferson St. to Madison; and the installation of half a median island, median island landscape, irrigation and electrical, and the adjustment of the centerline profile to implement urban drainage standards for future widening of the south side, from Madison Street to 1/2 mile east of Madison Street.

Revenue Amounts

Category	To Be Determined					Total	
General Fund							0
Infrastructure							0
Project Area 1							0
Project Area 2							0
DIF - Transportation					290,540	290,540	
DIF - Parks & Recreation							0
DIF - Civic Center							0
DIF - Library							0
DIF - Community Center							0
DIF - Maintenance Facility							0
Other:							0
Other:							0
Revenue Amount Total	0	0	0	0	0	290,540	290,540

Category	To Be Determined					Total	
Administration						10,126	10,126
Engineering						20,252	20,252
Construction						202,520	202,520
Inspection						19,746	19,746
Professional							0
Contingency						37,896	37,896
Other:							0
Expense Amount Total	0	0	0	0	0	290,540	290,540

Additional Comments:

Operating costs for future maintenance of the median island landscape and lighting improvements are calculated at \$0.25 per square foot. Project costs have been updated to reflect the costs presented within the September 2008 DIF update. Project costs have been reduced to reflect the improvements constructed by the Madison Club Tract 33076 (\$669,920), by the Greystone Group Tract 33220 (\$183,340), and by the ND La Quinta Partners Tract 29894 (\$1,344,690). In addition, the Toll Brothers Tract 30357 have an approved Developer Reimbursement Agreement (DRA), in the amount of (\$112,723), for improvements that have not been constructed as of March 2009. Developer Reimbursements Agreements (DRA) are tracked as separate Additional Projects.

Printed: 9-May-18

CITY OF LA QUINTA: CAPITAL IMPROVEMENT PROGRAM DETAIL

Project No.: AD 25 - Avenue 58 Street Improvements (Jefferson Street to Madison Street)

Project Improvement Type: Street Improvement

Description

This project proposes to realign and construct Avenue 58 from PGA West south to Madison Street. The project was formerly known as the Jefferson Street extension.

Revenue Amounts

Category	To Be Determined					Total
General Fund						0
Infrastructure						0
Project Area 1						0
Project Area 2						0
DIF - Transportation				1,730,953		1,730,953
DIF - Parks & Recreation						0
DIF - Civic Center						0
DIF - Library						0
DIF - Community Center						0
DIF - Maintenance Facility						0
Other: Developer Contribution				1,997,566		1,997,566
Other:						0
Revenue Amount Total	0	0	0	0	0	3,728,519

Category	To Be Determined					Total
Administration						0
Engineering						0
Construction						0
Inspection						0
Professional						0
Contingency						0
Other: Developer Reimbursement				3,728,519		3,728,519
Expense Amount Total	0	0	0	0	0	3,728,519

Additional Comments:

Project costs have been updated to reflect the costs presented within the September 16, 2008 DIF update. Coral Canyon LLC Tract 33444 has a pending Developer Reimbursement Agreement (DRA) which will affect this project. The pending agreement anticipates the developer will ultimately be reimbursed from both the Transportation DIF and from prior developers. The City has also amended the street typical section for this improvement. The pending developer agreement and the street section amendment will be addressed and incorporated into the next DIF Update.

Printed: 9-May-18

CITY OF LA QUINTA: CAPITAL IMPROVEMENT PROGRAM DETAIL

Project No.: AD 26 - Avenue 62 Street Improvements (Monroe Street to Madison Street)

Project Improvement Type: Street Improvement

Description

This project proposes to widen Avenue 62 from 2 to 4 lanes between Monroe Street and Madison Street. The improvements include the crossing over the CVWD Dike.

Revenue Amounts

Category	To Be Determined					Total
General Fund						0
Infrastructure						0
Project Area 1						0
Project Area 2						0
DIF - Transportation					5,952,644	5,952,644
DIF - Parks & Recreation						0
DIF - Civic Center						0
DIF - Library						0
DIF - Community Center						0
DIF - Maintenance Facility						0
Other:						0
Other: Developer Contribution					2,299,384	2,299,384
Revenue Amount Total	0	0	0	0	0	8,252,028

Category	To Be Determined					Total
Administration					330,015	330,015
Engineering					660,030	660,030
Construction					6,600,302	6,600,302
Inspection					511,523	511,523
Professional						0
Contingency					150,158	150,158
Other:						0
Expense Amount Total	0	0	0	0	0	8,252,028

Additional Comments:

The project costs have been updated to reflect the costs presented within the September 165, 2008 DIF Update. The project funding includes a commitment from Shea Homes at Trilogy in the amount of \$2,050,000 and other adjacent developers in the amount of \$249,384.

Printed: 9-May-18

CITY OF LA QUINTA: CAPITAL IMPROVEMENT PROGRAM DETAIL

Project No.: AD 27 - Madison Street Widening (Avenue 60 to Avenue 62)

Project Improvement Type: Street Improvement

Description

The proposed improvements include the installation of two lanes and paved painted median between Avenue 60 and Avenue 62. The improvements also include 1,350 LF of full width widening on the east side adjacent to Trilogy.

Revenue Amounts

Category	To Be Determined					Total	
General Fund							0
Infrastructure							0
Project Area 1							0
Project Area 2							0
DIF - Transportation					1,888,038	1,888,038	
DIF - Parks & Recreation							0
DIF - Civic Center							0
DIF - Library							0
DIF - Community Center							0
DIF - Maintenance Facility							0
Other: Developer Contribution					2,832,058	2,832,058	
Other:							0
Revenue Amount Total	0	0	0	0	0	4,720,096	4,720,096

Category	To Be Determined					Total	
Administration					174,786	174,786	
Engineering					349,572	349,572	
Construction					3,495,720	3,495,720	
Inspection					270,918	270,918	
Professional							0
Contingency					429,100	429,100	
Other:							0
Expense Amount Total	0	0	0	0	0	4,720,096	4,720,096

Additional Comments:

Project costs are updated as presented in the February 5, 2013 DIF Update. This project has a pending Developer Reimbursement Agreement (DRA) with Travertine Development, in the amount of \$1,563,733. The DRA improvements have not been constructed.

Printed: 9-May-18

CITY OF LA QUINTA: CAPITAL IMPROVEMENT PROGRAM DETAIL

Project No.: AD 28 - Fred Waring Drive Class II Bike Trail (Washington Street to Jefferson Street)

Project Improvement Type: Street Improvement (Bicycle)

Description

Construction of a Class II Bike Trail on Fred Waring Drive between Washington Street and Jefferson Street

Revenue Amounts

Category	To Be Determined						Total	
General Fund								0
Infrastructure								0
Project Area 1								0
Project Area 2								0
DIF - Transportation								0
DIF - Parks & Recreation								0
DIF - Civic Center								0
DIF - Library								0
DIF - Community Center								0
DIF - Maintenance Facility								0
Other: To be determined						101,063	101,063	
Other:								0
Revenue Amount Total	0	0	0	0	0	0	101,063	101,063

Category	To Be Determined						Total	
Administration						3,750	3,750	
Engineering						7,500	7,500	
Construction						75,000	75,000	
Inspection						7,313	7,313	
Professional							0	
Contingency						7,500	7,500	
Other:							0	
Expense Amount Total	0	0	0	0	0	0	101,063	101,063

Additional Comments:

Printed: 9-May-18

CITY OF LA QUINTA: CAPITAL IMPROVEMENT PROGRAM DETAIL

Project No.: AD 29 - Highway 111 Class II Bike Trail (Washington Street to Indio City Limits)

Project Improvement Type: Street Improvement (Bicycle)

Description

Construction of a Class II Bike Trail on Highway 111 between Washington Street and the Indio City Limits

Revenue Amounts

Category	To Be Determined						Total	
General Fund							0	
Infrastructure							0	
Project Area 1							0	
Project Area 2							0	
DIF - Transportation							0	
DIF - Parks & Recreation							0	
DIF - Civic Center							0	
DIF - Library							0	
DIF - Community Center							0	
DIF - Maintenance Facility							0	
Other: To be determined						114,538	114,538	
Other:							0	
Revenue Amount Total	0	0	0	0	0	114,538	0	114,538

Category	To Be Determined						Total	
Administration						4,250	4,250	
Engineering						8,500	8,500	
Construction						85,000	85,000	
Inspection						8,288	8,288	
Professional							0	
Contingency						8,500	8,500	
Other:							0	
Expense Amount Total	0	0	0	0	0	114,538	0	114,538

Additional Comments:

Printed: 9-May-18

CITY OF LA QUINTA: CAPITAL IMPROVEMENT PROGRAM DETAIL

Project No.: AD 30 - Avenue 50 Class III Bike Trail (Eisenhower Drive to Washington Street)

Project Improvement Type: Street Improvement (Bicycle)

Description

Construction of a Class III Bike Trail on Avenue 50 between Eisenhower Drive and Washington Street

Revenue Amounts

Category	To Be Determined	Total
General Fund		0
Infrastructure		0
Project Area 1		0
Project Area 2		0
DIF - Transportation		0
DIF - Parks & Recreation		0
DIF - Civic Center		0
DIF - Library		0
DIF - Community Center		0
DIF - Maintenance Facility		0
Other: To be determined	21,560	21,560
Other:		0
Revenue Amount Total	0 0 0 0 0 0	21,560 0 21,560

Category	To Be Determined	Total
Administration	800	800
Engineering	1,600	1,600
Construction	16,000	16,000
Inspection	1,560	1,560
Professional		0
Contingency	1,600	1,600
Other:		0
Expense Amount Total	0 0 0 0 0 0	21,560 0 21,560

Additional Comments:

Printed: 9-May-18

CITY OF LA QUINTA: CAPITAL IMPROVEMENT PROGRAM DETAIL

Project No.: AD 31 - Avenue 50 Class II Bike Trail (Washington Street to west of Park Avenue)

Project Improvement Type: Street Improvement (Bicycle)

Description

Construction of a Class II Bike Trail on Avenue 50 from Washington Street to just west of Park Avenue and between Via Montana and Madison Street

Revenue Amounts

Category	To Be Determined						Total
General Fund							0
Infrastructure							0
Project Area 1							0
Project Area 2							0
DIF - Transportation							0
DIF - Parks & Recreation							0
DIF - Civic Center							0
DIF - Library							0
DIF - Community Center							0
DIF - Maintenance Facility							0
Other: To be determined						40,425	40,425
Other:							0
Revenue Amount Total	0	0	0	0	0	40,425	40,425

Category	To Be Determined						Total
Administration						1,500	1,500
Engineering						3,000	3,000
Construction						30,000	30,000
Inspection						2,925	2,925
Professional							0
Contingency						3,000	3,000
Other:							0
Expense Amount Total	0	0	0	0	0	40,425	40,425

Additional Comments:

Printed: 9-May-18

CITY OF LA QUINTA: CAPITAL IMPROVEMENT PROGRAM DETAIL

Project No.: AD 32 - Avenue 58 Class II Bike Trail (Jefferson Street to Madison Street)

Project Improvement Type: Street Improvement (Bicycle)

Description

Construction of a Class II Bike Trail on Jefferson Street between Avenue 58 and Madison Street

Revenue Amounts

Category	To Be Determined					Total	
General Fund							0
Infrastructure							0
Project Area 1							0
Project Area 2							0
DIF - Transportation							0
DIF - Parks & Recreation							0
DIF - Civic Center							0
DIF - Library							0
DIF - Community Center							0
DIF - Maintenance Facility							0
Other: To be determined					262,763	262,763	
Other:							0
Revenue Amount Total	0	0	0	0	0	262,763	262,763

Category	To Be Determined					Total	
Administration					9,750	9,750	
Engineering					19,500	19,500	
Construction					195,000	195,000	
Inspection					19,013	19,013	
Professional						0	
Contingency					19,500	19,500	
Other:						0	
Expense Amount Total	0	0	0	0	0	262,763	262,763

Additional Comments:

Printed: 9-May-18

CITY OF LA QUINTA: CAPITAL IMPROVEMENT PROGRAM DETAIL

Project No.: AD 33 - Avenue 58 Class II Bike Trail (west of Monroe Street to Monroe Street)

Project Improvement Type: Street Improvement (Bicycle)

Description

Construction of a Class II Bike Trail on Avenue 58 from just West of Monroe Street to Monroe Street

Revenue Amounts

Category	To Be Determined						Total	
General Fund							0	
Infrastructure							0	
Project Area 1							0	
Project Area 2							0	
DIF - Transportation							0	
DIF - Parks & Recreation							0	
DIF - Civic Center							0	
DIF - Library							0	
DIF - Community Center							0	
DIF - Maintenance Facility							0	
Other: To be determined						20,213	20,213	
Other:							0	
Revenue Amount Total	0	0	0	0	0	20,213	0	20,213

Category	To Be Determined						Total	
Administration						750	750	
Engineering						1,500	1,500	
Construction						15,000	15,000	
Inspection						1,463	1,463	
Professional							0	
Contingency						1,500	1,500	
Other:							0	
Expense Amount Total	0	0	0	0	0	20,213	0	20,213

Additional Comments:

Printed: 9-May-18

CITY OF LA QUINTA: CAPITAL IMPROVEMENT PROGRAM DETAIL

Project No.: AD 34 - Avenue 60 Class II Bike Trail (Monroe Street to Eastern City Limit)

Project Improvement Type: Street Improvement (Bicycle)

Description

Construction of a Class II Bike Trail on Avenue 60 between Monroe Street and the Eastern City Limit

Revenue Amounts

Category	To Be Determined						Total
General Fund							0
Infrastructure							0
Project Area 1							0
Project Area 2							0
DIF - Transportation							0
DIF - Parks & Recreation							0
DIF - Civic Center							0
DIF - Library							0
DIF - Community Center							0
DIF - Maintenance Facility							0
Other: To be determined						13,475	13,475
Other:							0
Revenue Amount Total	0	0	0	0	0	13,475	13,475

Category	To Be Determined						Total
Administration						500	500
Engineering						1,000	1,000
Construction						10,000	10,000
Inspection						975	975
Professional							0
Contingency						1,000	1,000
Other:							0
Expense Amount Total	0	0	0	0	0	13,475	13,475

Additional Comments:

Printed: 9-May-18

CITY OF LA QUINTA: CAPITAL IMPROVEMENT PROGRAM DETAIL

Project No.: AD 35 - Avenue 62 Class II Bike Trail (Madison Street to Monroe Street)

Project Improvement Type: Street Improvement (Bicycle)

Description

Construction of a Class II Bike Trail on Avenue 62 between Madison Street and Monroe Street

Revenue Amounts

Category	To Be Determined						Total
General Fund							0
Infrastructure							0
Project Area 1							0
Project Area 2							0
DIF - Transportation							0
DIF - Parks & Recreation							0
DIF - Civic Center							0
DIF - Library							0
DIF - Community Center							0
DIF - Maintenance Facility							0
Other: To be determined						67,375	67,375
Other:							0
Revenue Amount Total	0	0	0	0	0	67,375	67,375

Category	To Be Determined						Total
Administration						2,500	2,500
Engineering						5,000	5,000
Construction						50,000	50,000
Inspection						4,875	4,875
Professional							0
Contingency						5,000	5,000
Other:							0
Expense Amount Total	0	0	0	0	0	67,375	67,375

Additional Comments:

Printed: 9-May-18

CITY OF LA QUINTA: CAPITAL IMPROVEMENT PROGRAM DETAIL

Project No.: AD 36 - Eisenhower Drive Class II Bike Trail (Avenida Montezuma to Calle Sinaloa)

Project Improvement Type: Street Improvement (Bicycle)

Description

Construction of a Class II Bike Trail on Eisenhower Drive between Avenida Montezuma and Calle Sinaloa

Revenue Amounts

Category	To Be Determined						Total	
General Fund							0	
Infrastructure							0	
Project Area 1							0	
Project Area 2							0	
DIF - Transportation							0	
DIF - Parks & Recreation							0	
DIF - Civic Center							0	
DIF - Library							0	
DIF - Community Center							0	
DIF - Maintenance Facility							0	
Other: To be determined						13,475	13,475	
Other:							0	
Revenue Amount Total	0	0	0	0	0	13,475	0	13,475

Category	To Be Determined						Total	
Administration						500	500	
Engineering						1,000	1,000	
Construction						10,000	10,000	
Inspection						975	975	
Professional							0	
Contingency						1,000	1,000	
Other:							0	
Expense Amount Total	0	0	0	0	0	13,475	0	13,475

Additional Comments:

Printed: 9-May-18

CITY OF LA QUINTA: CAPITAL IMPROVEMENT PROGRAM DETAIL

Project No.: AD 37 - Desert Club Drive Class III Bike Trail (Calle Tampico to Avenue 52)

Project Improvement Type: Street Improvement (Bicycle)

Description

Construction of a Class III Bike Trail on Desert Club Drive between Calle Tampico and Avenue 52

Revenue Amounts

Category	To Be Determined					Total
General Fund						0
Infrastructure						0
Project Area 1						0
Project Area 2						0
DIF - Transportation						0
DIF - Parks & Recreation						0
DIF - Civic Center						0
DIF - Library						0
DIF - Community Center						0
DIF - Maintenance Facility						0
Other: To be determined					10,780	10,780
Other:						0
Revenue Amount Total	0	0	0	0	0	10,780

Category	To Be Determined					Total
Administration					400	400
Engineering					800	800
Construction					8,000	8,000
Inspection					780	780
Professional						0
Contingency					800	800
Other:						0
Expense Amount Total	0	0	0	0	0	10,780

Additional Comments:

Printed: 9-May-18

CITY OF LA QUINTA: CAPITAL IMPROVEMENT PROGRAM DETAIL

Project No.: AD 38 - Monroe Street Class II Bike Trail (Avenue 54 to Mountain View Lane)

Project Improvement Type: Street Improvement (Bicycle)

Description

Construction of a Class II Bike Trail on Monroe Street between Avenue 54 and Mountain View Lane and between Avenue 58 and Avenue 62

Revenue Amounts

Category	To Be Determined	Total
General Fund		0
Infrastructure		0
Project Area 1		0
Project Area 2		0
DIF - Transportation		0
DIF - Parks & Recreation		0
DIF - Civic Center		0
DIF - Library		0
DIF - Community Center		0
DIF - Maintenance Facility		0
Other: To be determined	168,438	168,438
Other:		0
Revenue Amount Total	0 0 0 0 0	168,438 0 168,438

Category	To Be Determined	Total
Administration	6,250	6,250
Engineering	12,500	12,500
Construction	125,000	125,000
Inspection	12,188	12,188
Professional		0
Contingency	12,500	12,500
Other:		0
Expense Amount Total	0 0 0 0 0	168,438 0 168,438

Additional Comments:

Printed: 9-May-18

CITY OF LA QUINTA: CAPITAL IMPROVEMENT PROGRAM DETAIL

Project No.: AD 39 - Westward Ho at Roadrunner Lane Two Lane Roundabout

Project Improvement Type: Street Improvement (Roundabout)

Description

Construct a two-lane roundabout at the intersection of Westward Ho and Roadrunner.

Revenue Amounts

Category	To Be Determined					Total			
General Fund									0
Infrastructure									0
Project Area 1									0
Project Area 2									0
DIF - Transportation									0
DIF - Parks & Recreation									0
DIF - Civic Center									0
DIF - Library									0
DIF - Community Center									0
DIF - Maintenance Facility									0
Other: To Be Determined						846,000			846,000
Other:									0
Revenue Amount Total	0	0	0	0	0	846,000	0		846,000

Category	To Be Determined					Total			
Administration						42,300			42,300
Engineering						84,600			84,600
Construction						632,385			632,385
Inspection						65,565			65,565
Professional						21,150			21,150
Contingency									0
Other:									0
Expense Amount Total	0	0	0	0	0	846,000	0		846,000

Additional Comments:

Project costs have been updated to reflect the costs presented within the September 16, 2008 DIF Update.

Printed: 9-May-18

CITY OF LA QUINTA: CAPITAL IMPROVEMENT PROGRAM DETAIL

Project No.: AD 40 - Madison Street at Avenue 58 Two Lane Roundabout

Project Improvement Type: Street Improvement (Roundabout)

Description

Construct a two-lane roundabout at the intersection of Madison Street and Avenue 58.

Revenue Amounts

Category	To Be Determined					Total	
General Fund							0
Infrastructure							0
Project Area 1							0
Project Area 2							0
DIF - Transportation					846,000	846,000	
DIF - Parks & Recreation							0
DIF - Civic Center							0
DIF - Library							0
DIF - Community Center							0
DIF - Maintenance Facility							0
Other:							0
Other:							0
Revenue Amount Total	0	0	0	0	0	846,000	846,000

Category	To Be Determined					Total	
Administration					42,300	42,300	
Engineering					84,600	84,600	
Construction					632,385	632,385	
Inspection					65,565	65,565	
Professional					21,150	21,150	
Contingency							0
Other:							0
Expense Amount Total	0	0	0	0	0	846,000	846,000

Additional Comments:

Project costs have been updated to reflect the costs presented within the September 16, 2008 DIF Update.

Printed: 9-May-18

CITY OF LA QUINTA: CAPITAL IMPROVEMENT PROGRAM DETAIL

Project No.: AD 41 - Madison Street at Avenue 60 Two Lane Roundabout

Project Improvement Type: Street Improvement (Roundabout)

Description

Construct a two-lane roundabout at the intersection of Madison Street and Avenue 60.

Revenue Amounts

Category	To Be Determined					Total	
General Fund							0
Infrastructure							0
Project Area 1							0
Project Area 2							0
DIF - Transportation					846,000	846,000	
DIF - Parks & Recreation							0
DIF - Civic Center							0
DIF - Library							0
DIF - Community Center							0
DIF - Maintenance Facility							0
Other:							0
Other:							0
Revenue Amount Total	0	0	0	0	0	846,000	846,000

Category	To Be Determined					Total	
Administration					42,300	42,300	
Engineering					84,600	84,600	
Construction					632,385	632,385	
Inspection					65,565	65,565	
Professional					21,150	21,150	
Contingency							0
Other:							0
Expense Amount Total	0	0	0	0	0	846,000	846,000

Additional Comments:

Project costs have been updated to reflect the costs presented within the September 16, 2008 DIF Update.

Printed: 9-May-18

CITY OF LA QUINTA: CAPITAL IMPROVEMENT PROGRAM DETAIL

Project No.: AD 42 - Monroe Street at Avenue 52 Two Lane Roundabout

Project Improvement Type: Street Improvement (Roundabout)

Description

Construct a two-lane roundabout at the intersection of Monroe Street and Avenue 52.

Revenue Amounts

Category	To Be Determined					Total			
General Fund									0
Infrastructure									0
Project Area 1									0
Project Area 2									0
DIF - Transportation					211,500			211,500	
DIF - Parks & Recreation									0
DIF - Civic Center									0
DIF - Library									0
DIF - Community Center									0
DIF - Maintenance Facility									0
Other: City of Indio					634,500			634,500	
Other:									0
Revenue Amount Total	0	0	0	0	0	846,000	0	846,000	

Category	To Be Determined					Total			
Administration						42,300		42,300	
Engineering						84,600		84,600	
Construction						632,385		632,385	
Inspection						65,565		65,565	
Professional						21,150		21,150	
Contingency									0
Other:									0
Expense Amount Total	0	0	0	0	0	846,000	0	846,000	

Additional Comments:

Project costs have been updated to reflect the costs presented within the September 16, 2008 DIF Update.

Printed:

9-May-18

CITY OF LA QUINTA: CAPITAL IMPROVEMENT PROGRAM DETAIL

Project No.: AD 43 - Monroe Street at Avenue 54 Two Lane Roundabout

Project Improvement Type: Street Improvement (Roundabout)

Description

Construct a two-lane roundabout at the intersection of Monroe Street and Avenue 54.

Revenue Amounts

Category	To Be Determined					Total			
General Fund									0
Infrastructure									0
Project Area 1									0
Project Area 2									0
DIF - Transportation						423,000			423,000
DIF - Parks & Recreation									0
DIF - Civic Center									0
DIF - Library									0
DIF - Community Center									0
DIF - Maintenance Facility									0
Other: County of Riverside						423,000			423,000
Other:									0
Revenue Amount Total	0	0	0	0	0	846,000	0		846,000

Category	To Be Determined					Total			
Administration						42,300			42,300
Engineering						84,600			84,600
Construction						632,385			632,385
Inspection						65,565			65,565
Professional						21,150			21,150
Contingency									0
Other:									0
Expense Amount Total	0	0	0	0	0	846,000	0		846,000

Additional Comments:

Project costs have been updated to reflect the costs presented within the September 16, 2008 DIF Update.

Printed: 9-May-18

CITY OF LA QUINTA: CAPITAL IMPROVEMENT PROGRAM DETAIL

Project No.: AD 44 - Monroe Street at Avenue 58 Two Lane Roundabout

Project Improvement Type: Street Improvement (Roundabout)

Description

Construct a two-lane roundabout at the intersection of Monroe Street and Avenue 58.

Revenue Amounts

Category	To Be Determined					Total
General Fund						0
Infrastructure						0
Project Area 1						0
Project Area 2						0
DIF - Transportation					423,000	423,000
DIF - Parks & Recreation						0
DIF - Civic Center						0
DIF - Library						0
DIF - Community Center						0
DIF - Maintenance Facility						0
Other: County of Riverside					423,000	423,000
Other:						0
Revenue Amount Total	0	0	0	0	0	846,000

Category	To Be Determined					Total
Administration					42,300	42,300
Engineering					84,600	84,600
Construction					632,385	632,385
Inspection					65,565	65,565
Professional					21,150	21,150
Contingency						0
Other:						0
Expense Amount Total	0	0	0	0	0	846,000

Additional Comments:

Project costs have been updated to reflect the costs presented within the September 16, 2008 DIF Update.

Printed: 9-May-18

CITY OF LA QUINTA: CAPITAL IMPROVEMENT PROGRAM DETAIL

Project No.: AD 45 - Monroe Street at Avenue 60 Two Lane Roundabout

Project Improvement Type: Street Improvement (Roundabout)

Description

Construct a two-lane roundabout at the intersection of Monroe Street and Avenue 60.

Revenue Amounts

Category	To Be Determined					Total			
General Fund									0
Infrastructure									0
Project Area 1									0
Project Area 2									0
DIF - Transportation						846,000			846,000
DIF - Parks & Recreation									0
DIF - Civic Center									0
DIF - Library									0
DIF - Community Center									0
DIF - Maintenance Facility									0
Other:									0
Other:									0
Revenue Amount Total	0	0	0	0	0	846,000	0	0	846,000

Category	To Be Determined					Total			
Administration						42,300			42,300
Engineering						84,600			84,600
Construction						632,385			632,385
Inspection						65,565			65,565
Professional						21,150			21,150
Contingency									0
Other:									0
Expense Amount Total	0	0	0	0	0	846,000	0	0	846,000

Additional Comments:

Project costs have been updated to reflect the costs presented within the September 16, 2008 DIF Update.

Printed: 9-May-18

CITY OF LA QUINTA: CAPITAL IMPROVEMENT PROGRAM DETAIL

Project No.: AD 46 - Monroe Street at Avenue 62 Two Lane Roundabout

Project Improvement Type: Street Improvement (Roundabout)

Description

Construct a two-lane roundabout at the intersection of Monroe Street and Avenue 62.

Revenue Amounts

Category	To Be Determined					Total	
General Fund							0
Infrastructure							0
Project Area 1							0
Project Area 2							0
DIF - Transportation					211,500	211,500	
DIF - Parks & Recreation							0
DIF - Civic Center							0
DIF - Library							0
DIF - Community Center							0
DIF - Maintenance Facility							0
Other: County of Riverside					423,000	423,000	
Other: To Be Determined					211,500	211,500	
Revenue Amount Total	0	0	0	0	0	846,000	846,000

Category	To Be Determined					Total	
Administration					42,300	42,300	
Engineering					84,600	84,600	
Construction					632,385	632,385	
Inspection					65,565	65,565	
Professional					21,150	21,150	
Contingency							0
Other:							0
Expense Amount Total	0	0	0	0	0	846,000	846,000

Additional Comments:

Project costs have been updated to reflect the costs presented within the September 16, 2008 DIF Update.

Printed: 9-May-18

CITY OF LA QUINTA: CAPITAL IMPROVEMENT PROGRAM DETAIL

Project No.: AD 47 - Avenue 50 at Orchard Lane (New Traffic Signal)

Project Improvement Type: Street Improvement (Traffic Signal)

Description

Prepare Signal Warrant Analysis and construct traffic signal at intersection of Avenue 50 at Orchard.

Revenue Amounts

Category	To Be Determined						Total	
General Fund							0	0
Infrastructure							0	0
Project Area 1							0	0
Project Area 2							0	0
DIF - Transportation					107,500		107,500	107,500
DIF - Parks & Recreation							0	0
DIF - Civic Center							0	0
DIF - Library							0	0
DIF - Community Center							0	0
DIF - Maintenance Facility							0	0
Other: Developer Contribution					322,500		322,500	322,500
Other:							0	0
Revenue Amount Total	0	0	0	0	0	430,000	0	430,000

Category	To Be Determined						Total	
Administration						21,500		21,500
Engineering						43,000		43,000
Construction						321,425		321,425
Inspection						33,325		33,325
Professional						10,750		10,750
Contingency								0
Other:								0
Expense Amount Total	0	0	0	0	0	430,000	0	430,000

Additional Comments:

Printed: 9-May-18

CITY OF LA QUINTA: CAPITAL IMPROVEMENT PROGRAM DETAIL

Project No.: AD 48 - Jefferson Street at Avenue 54 (New Traffic Signal)

Project Improvement Type: Street Improvement (Traffic Signal)

Description

Prepare Signal Warrant Analysis and construct traffic signal at intersection of Jefferson Street at Avenue 54.

Revenue Amounts

Category	To Be Determined					Total	
General Fund							0
Infrastructure							0
Project Area 1							0
Project Area 2							0
DIF - Transportation					322,500	322,500	
DIF - Parks & Recreation							0
DIF - Civic Center							0
DIF - Library							0
DIF - Community Center							0
DIF - Maintenance Facility							0
Other: Developer Contribution					107,500	107,500	
Other:							0
Revenue Amount Total	0	0	0	0	0	430,000	430,000

Category	To Be Determined					Total	
Administration					21,500	21,500	
Engineering					43,000	43,000	
Construction					321,425	321,425	
Inspection					33,325	33,325	
Professional					10,750	10,750	
Contingency							0
Other:							0
Expense Amount Total	0	0	0	0	0	430,000	430,000

Additional Comments:

Project costs have been updated to reflect the costs presented within the September 16, 2008 DIF Update.

Printed: 9-May-18

CITY OF LA QUINTA: CAPITAL IMPROVEMENT PROGRAM DETAIL

Project No.: AD 49 - Monroe Street at Airport Boulevard (New Traffic Signal)

Project Improvement Type: Street Improvement (Traffic Signal)

Description

Prepare Signal Warrant Analysis and construct traffic signal at intersection of Monroe Street at Airport Boulevard.

Revenue Amounts

Category	To Be Determined						Total	
General Fund								0
Infrastructure								0
Project Area 1								0
Project Area 2								0
DIF - Transportation					215,000		215,000	
DIF - Parks & Recreation								0
DIF - Civic Center								0
DIF - Library								0
DIF - Community Center								0
DIF - Maintenance Facility								0
Other: County of Riverside					215,000		215,000	
Other:								0
Revenue Amount Total	0	0	0	0	0	430,000	0	430,000

Category	To Be Determined						Total	
Administration						21,500	21,500	
Engineering						43,000	43,000	
Construction						321,425	321,425	
Inspection						33,325	33,325	
Professional						10,750	10,750	
Contingency								0
Other:								0
Expense Amount Total	0	0	0	0	0	430,000	0	430,000

Additional Comments:

County of Riverside owns two corners or 50% of the proposed signal. Project costs have been updated to reflect the costs presented within the September 16, 2008 DIF update.

Printed: 9-May-18

CITY OF LA QUINTA: CAPITAL IMPROVEMENT PROGRAM DETAIL

Project No.: AD 50 - Monroe Street at Avenue 61 (New Traffic Signal)

Project Improvement Type: Street Improvement (Traffic Signal)

Description

Prepare Signal Warrant Analysis and construct traffic signal at intersection of Monroe Street at Avenue 61.

Revenue Amounts

Category	To Be Determined						Total	
General Fund								0
Infrastructure								0
Project Area 1								0
Project Area 2								0
DIF - Transportation						322,500	322,500	
DIF - Parks & Recreation								0
DIF - Civic Center								0
DIF - Library								0
DIF - Community Center								0
DIF - Maintenance Facility								0
Other: County of Riverside						107,500	107,500	
Other:								0
Revenue Amount Total	0	0	0	0	0	430,000	0	430,000

Category	To Be Determined						Total	
Administration						21,500	21,500	
Engineering						43,000	43,000	
Construction						321,425	321,425	
Inspection						33,325	33,325	
Professional						10,750	10,750	
Contingency								0
Other:								0
Expense Amount Total	0	0	0	0	0	430,000	0	430,000

Additional Comments:

County of Riverside owns one corner or 25% of the proposed signal. Project costs have been updated to reflect the costs presented within the September 16, 2008 DIF update.

Printed: 9-May-18