



City Council agendas and staff reports  
are available on the City's  
web page: [www.LaQuintaCA.gov](http://www.LaQuintaCA.gov)

# CITY COUNCIL AGENDA

CITY HALL COUNCIL CHAMBER  
78495 Calle Tampico, La Quinta

**REGULAR MEETING ON TUESDAY, NOVEMBER 20, 2018  
3:30 P.M. CLOSED SESSION | 4:00 P.M. OPEN SESSION**

## **CALL TO ORDER**

ROLL CALL: Councilmembers: Fitzpatrick, Peña, Radi, Sanchez, Mayor Evans

## **PUBLIC COMMENT ON MATTERS NOT ON THE AGENDA**

At this time, members of the public may address the City Council on any matter not listed on the agenda. Please complete a "Request to Speak" form and limit your comments to three minutes. The City Council values your comments; however in accordance with State law, no action shall be taken on any item not appearing on the agenda unless it is an emergency item authorized by GC 54954.2(b).

## **CONFIRMATION OF AGENDA**

## **CLOSED SESSION**

1. CONFERENCE WITH LEGAL COUNSEL – EXISTING LITIGATION PURSUANT TO PARAGRAPH (1) OF SUBDIVISION (d) OF GOVERNMENT CODE SECTION 54956.9  
NAME OF CASE: THE PEOPLE OF THE STATE OF CALIFORNIA, BY AND THROUGH, THE CITY OF LA QUINTA V. RICHARD BOZEK  
RIVERSIDE COUNTY SUPERIOR COURT CASE NO. INM1802766

*RECESS TO CLOSED SESSION*

RECONVENE AT 4:00 P.M.

## **REPORT ON ACTIONS(S) TAKEN IN CLOSED SESSION**

**PLEDGE OF ALLEGIANCE**

**PUBLIC COMMENT ON MATTERS NOT ON THE AGENDA**

At this time, members of the public may address the City Council on any matter not listed on the agenda. *Please complete a "Request to Speak" form and limit your comments to three minutes.* The City Council values your comments; however in accordance with State law, no action shall be taken on any item not appearing on the agenda unless it is an emergency item authorized by GC 54954.2(b).

**ANNOUNCEMENTS, PRESENTATIONS, AND WRITTEN COMMUNICATIONS**

1. PRESENTATION OF LA QUINTA ACADEMY 1.0 PROJECTS
2. UPDATE ON COACHELLA VALLEY MULTIPLE SPECIES HABITAT CONSERVATION PLAN

**CONSENT CALENDAR**

NOTE: Consent Calendar items are routine in nature and can be approved by one motion.

	<b><u>PAGE</u></b>
1. APPROVE MINUTES OF OCTOBER 16, 2018	7
2. APPROVE MINUTES OF NOVEMBER 6, 2018	19
3. ADOPT RESOLUTION TO APPROVE FINAL PARCEL MAP NO. 37574 LOCATED WITHIN THE MADISON CLUB DEVELOPMENT AT THE NORTHWEST CORNER OF MONROE STREET AND AVENUE 54 [RESOLUTION NO. 2018-056]	33
4. EXCUSE ABSENCE FOR PLANNING COMMISSIONER QUILL FROM THE NOVEMBER 13, 2018 PLANNING COMMISSION MEETING	41
5. RECEIVE AND FILE FIRST QUARTER 2018/19 TREASURY REPORTS FOR JULY, AUGUST, AND SEPTEMBER 2018	43
6. RECEIVE AND FILE REVENUE AND EXPENDITURE REPORTS DATED SEPTEMBER 30, 2018	79
7. APPROVE DEMAND REGISTERS DATED NOVEMBER 2 AND 9, 2018	85
8. AUTHORIZE CONTRACTING WITH BRUCE KRIBBS CONSTRUCTION FOR UP TO \$100,000 OF WORK FOR FISCAL YEAR 2018/19, WHEN BRUCE KRIBBS CONSTRUCTION IS THE QUALIFIED AND/OR LOWEST BIDDER	105

9. ADOPT RESOLUTION IN SUPPORT OF MEMORANDUM OF UNDERSTANDING BETWEEN THE COUNTIES OF IMPERIAL AND RIVERSIDE CONCERNING UNIFIED SUPPORT FOR THE SALTON SEA [RESOLUTION NO. 2018-057] 107

### **BUSINESS SESSION**

1. APPROVE CANCELLATION OF REGULAR CITY COUNCIL MEETING OF JANUARY 1, 2019 113
2. APPROVE CLOSING CITY HALL AND THE WELLNESS CENTER IN OBSERVANCE OF CHRISTMAS AND NEW YEAR'S HOLIDAYS 115
3. RECEIVE AND FILE FISCAL YEAR 2017/18 GENERAL FUND YEAR-END BUDGET REPORT AND APPROVE THE AMENDED CARRYOVERS 117

### **STUDY SESSION** – NONE

### **PUBLIC HEARINGS** – (after 5:00 p.m.)

For all Public Hearings on the agenda, a completed "Request to Speak" form must be filed with the City Clerk prior to consideration of that item.

A person may submit written comments to City Council before a public hearing or appear in support or opposition to the approval of a project(s). If you challenge a project(s) in court, you may be limited to raising only those issues you or someone else raised at the public hearing or in written correspondence delivered to the City at, or prior to the public hearing.

1. ADOPT RESOLUTION TO APPROVE THE CITY'S COMMUNITY DEVELOPMENT PRIORITIES, AUTHORIZE THE CITY MANAGER TO SUBMIT APPLICATIONS TO RIVERSIDE COUNTY ECONOMIC DEVELOPMENT AGENCY FOR COMMUNITY DEVELOPMENT BLOCK GRANT FUNDS, AND EXECUTE SUPPLEMENTAL AGREEMENTS FOR FISCAL YEAR 2019/20 [RESOLUTION NO. 2018-058] 135

### **DEPARTMENTAL REPORTS**

1. CITY MANAGER
2. CITY ATTORNEY
3. CITY CLERK
4. COMMUNITY RESOURCES

- 5. DESIGN AND DEVELOPMENT – MONTHLY REPORT OCTOBER 2018 145
- 6. FACILITIES – MONTHLY REPORT OCTOBER 2018 149
- 7. FINANCE

**MAYOR’S AND COUNCIL MEMBERS’ ITEMS**

**REPORTS AND INFORMATIONAL ITEMS**

- 1. CVAG COACHELLA VALLEY CONSERVATION COMMISSION (Evans)
- 2. CVAG ENERGY AND ENVIRONMENTAL RESOURCES COMMITTEE (Evans)
- 3. CVAG EXECUTIVE COMMITTEE (Evans)
- 4. GREATER PALM SPRINGS CONVENTION AND VISITORS BUREAU (Evans)
- 5. LEAGUE OF CALIFORNIA CITIES DELEGATE (Evans)
- 6. COACHELLA VALLEY WATER DISTRICT JOINT POLICY COMMITTEE (Evans)
- 7. SOUTHERN CALIFORNIA ASSOCIATION OF GOVERNMENTS (Evans)
- 8. ECONOMIC DEVELOPMENT SUBCOMMITTEE (Evans & Radi)
- 9. COACHELLA VALLEY MOUNTAINS CONSERVANCY (Fitzpatrick)
- 10. DESERT RECREATION DISTRICT COMMITTEE (Fitzpatrick and Radi)
- 11. COACHELLA VALLEY UNIFIED SCHOOL DISTRICT COMMITTEE (Fitzpatrick & Peña)
- 12. CHAMBER OF COMMERCE INFO EXCHANGE COMMITTEE (Fitzpatrick)
- 13. RIVERSIDE COUNTY TRANSPORTATION COMMISSION (Fitzpatrick)
- 14. SILVERROCK EVENT SITE AD HOC COMMITTEE (Fitzpatrick)
- 15. CANNABIS AD HOC COMMITTEE (Peña and Sanchez)
- 16. CVAG PUBLIC SAFETY COMMITTEE (Peña)
- 17. EAST VALLEY COALITION (Peña)
- 18. CVAG VALLEY-WIDE HOMELESSNESS COMMITTEE (Peña)
- 19. JACQUELINE COCHRAN REGIONAL AIRPORT AUTHORITY (Peña)
- 20. LEAGUE OF CALIFORNIA CITIES – PUBLIC SAFETY POLICY COMMITTEE (Peña)
- 21. COACHELLA VALLEY ECONOMIC PARTNERSHIP (Radi)
- 22. CVAG TRANSPORTATION COMMITTEE (Radi)
- 23. SUNLINE TRANSIT AGENCY (Radi)
- 24. CITYWIDE SECURITY CAMERAS AD HOC COMMITTEE (Radi)
- 25. DESERT SANDS UNIFIED SCHOOL DISTRICT COMMITTEE (Radi and Sanchez)
- 26. ANIMAL CAMPUS COMMISSION (Sanchez)
- 27. IID ENERGY CONSUMERS’ ADVISORY COMMITTEE (Sanchez)
- 28. LEAGUE OF CALIFORNIA CITIES/TRANSPORTATION & LABOR POLICY (Sanchez)
- 29. RIVERSIDE LOCAL AGENCY FORMATION COMMISSION (Sanchez)

**ADJOURNMENT**

\*\*\*\*\*

The next regular meeting of the City Council will be held on December 4, 2018, at 4:00 p.m. at the City Hall Council Chambers, 78495 Calle Tampico, La Quinta, CA 92253.

### **DECLARATION OF POSTING**

I, Monika Radeva, City Clerk, of the City of La Quinta, do hereby declare that the foregoing Agenda for the La Quinta City Council meeting was posted on the City's website, near the entrance to the Council Chambers at 78495 Calle Tampico, and the bulletin boards at the Stater Brothers Supermarket at 78630 Highway 111, and the La Quinta Cove Post Office at 51321 Avenida Bermudas, on November 16, 2018.

DATED: November 16, 2018

MONIKA RADEVA, City Clerk  
City of La Quinta, California

### **Public Notices**

- The La Quinta City Council Chamber is handicapped accessible. If special equipment is needed for the hearing impaired, please call the City Clerk's office at (760) 777-7092, twenty-four (24) hours in advance of the meeting and accommodations will be made.
- If special electronic equipment is needed to make presentations to the City Council, arrangements should be made in advance by contacting the City Clerk's office at (760) 777-7092. A one (1) week notice is required.
- If background material is to be presented to the Councilmembers during a City Council meeting, please be advised that eight (8) copies of all documents, exhibits, etc., must be supplied to the City Clerk for distribution. It is requested that this take place prior to the beginning of the meeting.
- Any writings or documents provided to a majority of the City Council regarding any item(s) on this agenda will be made available for public inspection at the Community Development counter at City Hall located at 78495 Calle Tampico, La Quinta, California, 92253, during normal business hours.

[Click here to return to Agenda](#)



**CITY COUNCIL  
MINUTES  
TUESDAY, OCTOBER 16, 2018**

**CALL TO ORDER**

A regular meeting of the La Quinta City Council was called to order at 3:00 p.m. by Mayor Evans.

PRESENT: Councilmembers Fitzpatrick, Peña, Radi, Sanchez, Mayor Evans

ABSENT: None

**PUBLIC COMMENT ON MATTERS NOT ON THE AGENDA** – None

**CONFIRMATION OF AGENDA**

City Manager Spevacek requested the following changes to the agenda.

- Add recognition of Planning Manager Perez for his commitment and service to the City, under Announcements, Presentations, and Written Communications portion of the agenda; Mr. Perez is departing the City as of October 18, 2018.
- Take up consideration and discussion of Business Session Item Nos. 5 and 6 jointly as both items are related to the SilverRock Resort development; motions for each item will be made separately; and amend motion for Business Session Item No. 6 to reflect that the resolution would approve a first-time extension of the project.
- Continue Study Session Item No. 1 regarding the update on the Coachella Valley Multispecies Habitat Conservation Plan to a future meeting as Dr. Cameron Barrows would not be able to attend the meeting due to a conflicting engagement.

Councilmember Radi said he would like to comment on Consent Calendar Item No. 2 regarding Annual Report on Active Development Agreements.

Mayor Evans said she would like to comment on Consent Calendar Item No. 6 regarding Contract Services Agreement for on-call landscape architectural design services.

Mayor Evans said she will announce the passing of former Palm Desert Councilmember Robert Spiegel during Announcements, Presentations, and Written Communications portion of the agenda.

Council concurred.

**CLOSED SESSION**

1. CONFERENCE WITH LEGAL COUNSEL – EXISTING LITIGATION PURSUANT TO PARAGRAPH (1) OF SUBDIVISION (D) OF GOVERNMENT CODE SECTION 54956.9

NAME OF CASE: CITY OF LA QUINTA V. CHIN FAMILY PROPERTIES LIMITED PARTNERSHIP, ET AL., RIVERSIDE COUNTY SUP. CT. CASE NO. PSC1803284

2. CONFERENCE WITH REAL PROPERTY NEGOTIATORS PURSUANT TO GOVERNMENT CODE SECTION 54956.8 FOR PROPERTY LOCATED AT: SILVERROCK RESORT (APNs 770-200-026; 776-150-021; 776-150-023; 770-060-056; 770-060-057; 770-060-058; 770-060-059; 770-060-061; 770-060-062; 777-490-004; 777-490-006; 777-490-007; 777-490-012 AND 777-490-014

CITY NEGOTIATOR: FRANK J. SPEVACEK, CITY MANAGER

NEGOTIATING PARTIES: ROBERT S. GREEN, SILVERROCK DEVELOPMENT COMPANY

UNDER NEGOTIATION: PRICE AND TERMS OF PAYMENT FOR THE SALE OF REAL PROPERTY

*COUNCIL RECESSED THE OPEN SESSION PORTION OF THE MEETING AND MOVED INTO CLOSED SESSION AT 3:05 P.M.*

*MAYOR EVANS RECONVENED THE OPEN SESSION PORTION OF THE CITY COUNCIL MEETING AT 4:00 P.M. WITH ALL MEMBERS PRESENT*

**REPORT ON ACTION(S) TAKEN IN CLOSED SESSION:**

City Attorney Ihrke reported no actions were taken in Closed Session that require reporting pursuant to Government Code section 54957.1 (Brown Act).

**PLEDGE OF ALLEGIANCE**

Councilmember Sanchez led the audience in the Pledge of Allegiance.

**PUBLIC COMMENT ON MATTERS NOT ON THE AGENDA**

**PUBLIC SPEAKER:** Sabby Jonathan, City of Palm Desert Mayor – asked the audience to join him in congratulating Councilmember Peña on his birthday; noted La Quinta’s State of the City event held on October 12, 2018, was very successful; presented Mayor Evans with a “PD” personalized baseball cap in celebration of Palm Desert High School football team’s win of the Victory Flag over La Quinta High School football team; and commended La Quinta’s



exemplary leadership and collaboration with other agencies on local and regional matters.

**PUBLIC SPEAKER:** Mark Johnson, La Quinta – said he is a member of the Salton Sea Coalition and spoke about issues stemming from the receding waters of the Salton Sea; challenges with addressing these issues; asked the Council to make this matter a priority and to support 1) new Salton Sea management program leadership and organization, 2) a long-term solution that includes a comprehensive evaluation of the Ocean-to-Sea project, and 3) a comprehensive environmental health study in the Coachella and Imperial Counties; and to assign a member of the Council or Staff to work with the Salton Sea Coalition to ensure this matter is taken seriously.

### **ANNOUNCEMENTS, PRESENTATIONS AND WRITTEN COMMUNICATIONS**

Mayor Evans, on behalf of the Council, welcomed and thanked City of Indio Councilmember Elaine Holmes and City of Coachella Councilmember Steve Brown for attending the Council meeting.

Mayor Evans asked Council and the audience to join her in a moment of silence to honor the passing of former City of Palm Desert Councilmember Robert (Bob) Spiegel, who dedicated more than 23 years to public service.

Mayor Evans and Councilmembers expressed their gratitude and commended Planning Manager Perez for his commitment, professionalism, and can-do attitude; and wished him all the best in his new endeavor. Mr. Perez commended the City's exemplary leadership and expressed his gratitude to Council, City Manager, Executive Team, and Staff for their support, hard work, and dedication.

City Manager Spevacek introduced new City Staff

- Management Assistant Michael Calderon with the Community Resources Department.

### **CONSENT CALENDAR**

- 1. APPROVE MINUTES OF REGULAR MEETING OF THE CITY COUNCIL AND SPECIAL JOINT STUDY SESSION MEETING OF THE CITY COUNCIL AND PLANNING COMMISSION DATED OCTOBER 2, 2018**
- 2. RECEIVE AND FILE ANNUAL REPORT OF ACTIVE DEVELOPMENT AGREEMENTS**

3. **APPROVE DEMAND REGISTERS DATED SEPTEMBER 28 AND OCTOBER 5, 2018**
4. **RECEIVE AND FILE REVENUE AND EXPENDITURE REPORTS DATED JUNE 30, 2018**
5. **RECEIVE AND FILE REVENUE AND EXPENDITURE REPORTS DATED JULY 31, 2018**
6. **APPROVE CONTRACT SERVICES AGREEMENTS WITH HERMANN DESIGN GROUP, INC., DAVID VOLZ DESIGN LANDSCAPE ARCHITECTS, INC., AND DAVID EVANS AND ASSOCIATES, INC. FOR ON-CALL LANDSCAPE ARCHITECTURAL DESIGN SERVICES**
7. **APPROVE AMENDMENT NO. 8 TO PROFESSIONAL SERVICES AGREEMENT WITH BENGAL ENGINEERING, INC. FOR THE DUNE PALMS ROAD BRIDGE IMPROVEMENT PROJECT (PROJECT NO. 2011-05)**
8. **ADOPT A RESOLUTION TO DECLARE A SHELTER CRISIS PURSUANT TO SENATE BILL 850 TO QUALIFY FOR FUNDING UNDER THE STATE OF CALIFORNIA HOMELESS EMERGENCY AID PROGRAM [RESOLUTION NO. 2018-049]**

**CONSENT CALENDAR ITEM NO. 2**

Councilmember Radi requested that Staff provide Council with a 90-day update on the Centre Pointe development agreement, which is currently "under review" status.

**CONSENT CALENDAR ITEM NO. 6**

Mayor Evans said the total annual contract amount for on-call landscape architectural design services approved under this Contract Services Agreements is not to exceed \$200,000.

**CONSENT CALENDAR ITEM NO. 8**

Mayor Evans said adopting a resolution to declare a shelter crisis pursuant to Senate Bill 850 will allow the City to join efforts regionally with other cities and counties to seek funding under the State of California Homeless Emergency Aid Program to provide assistance to cities and counties that addresses the homeless crisis throughout the Coachella Valley.

MOTION – A motion was made and seconded by Councilmembers Peña/Fitzpatrick to approve the Consent Calendar as recommended, with Item No. 8 adopting Resolution No. 2018-049. Motion passed unanimously.

## **BUSINESS SESSION**

### **1. CONSIDER A JOINT POWERS AGREEMENT (JPA) WITH EASTERN COACHELLA VALLEY AUTHORITY FOR REGIONAL ECONOMIC DEVELOPMENT**

Assistant to the City Manager Villalpando presented the staff report, which is on file in the Clerk's Office.

PUBLIC SPEAKER: Michael Wilson, City of Indio Mayor – said the City of Indio approved joining the East Valley Coalition (EVC) JPA; asked Council to consider joining the JPA and become a partner with the other east valley agencies, to work together to improve economic development and promote the east valley; spoke about the benefits of joining the JPA and how it differentiates from the Memorandum of Understanding (MOU); funding sources; expanding the JPA to include the unincorporated community of Chiriaco Summit; the executive document of the JPA mirrors the one of the Coachella Valley Bureau (CVB).

Mr. Wilson introduced the JPA's partners present at the meeting.

- EVC Manager Robert (Bob) Wright
- City of Indio Councilmember Elaine Holmes
- City of Coachella Councilmember Steve Brown
- Empire Polo Club representative Robert Del Mas
- Cabazon Band of Mission Indians Tribe representative Joey Acuna, Jr. Coachella Valley Unified School District Board Member
- City of Indio Economic Development Director Carl Morgan
- City of Coachella Staff
- City of La Quinta Councilmember Peña

Councilmember Peña spoke in support of joining the JPA; the JPA's goals and objectives regarding economic development; other agencies that have joined or expressed interest in joining, including Imperial Irrigation District; projects the EVC can regionally address on behalf of its members, including CV Link and law enforcement; the need for additional EVC staff to expand its efforts; and the benefits in addressing projects and issues collaboratively under the JPA.

Discussion followed regarding the EVC's ability to pursue grants to subsidize the agency's staff and efforts; the EVC's three-year goals, including expansion of GIS technology, data, and bandwidth; providing the EVC with an opportunity to perform and benefit its members collaboratively; ability to opt-out of the JPA after a year; Riverside County has committed funding and staff

to the EVC; anticipated a total of 20 potential members with current annual contribution of \$10,000 each; EVC members submitted an application with the International Economic Development Council and secured the 2022 annual International Economic Development Conference to be held at the La Quinta Hotel & Club; the EVC members' great diversity in economic development goals; La Quinta's on-going economic development projects and efforts; economic development definition; possibly increasing La Quinta's contribution to the CVB instead, or increasing La Quinta's economic development staff; some matters can be dealt with regionally, but others are better dealt with at the local level; "escalation of commitment" theory as it applies to business management and the EVC; duties and responsibilities of councilmembers to their local communities; economic development objectives for each community; past and current Coachella Valley Economic Partnership (CVEP) regional efforts; advantage in waiting for the results of the undergoing regional economic development study funded by CVB before committing to join the EVC; ability of agencies to collaborate without a MOU or a JPA; and possible options to be a partner instead of a member to the JPA.

MOTION – A motion was made by Councilmembers Peña to consider a Joint Powers Agreement with Eastern Coachella Valley Authority for regional economic development as recommended. Motion died due to the lack of a second.

**2. APPROVE ASSIGNMENT AND ASSUMPTION AGREEMENTS FOR MEDIAN MAINTENANCE FOR MADISON AND MONROE STREETS ADJACENT TO CORAL MOUNTAIN DEVELOPMENT; CEQA: CATEGORICALLY EXEMPT UNDER THE CALIFORNIA ENVIRONMENTAL QUALITY ACT PURSUANT TO SECTION 15301**

City Attorney Ihrke presented the staff report, which is on file in the Clerk's Office, and noted the agreements authorize the owner of the Coral Mountain Development to assign its median maintenance obligations to the Andalusia at Coral Mountain Master Association for both Madison and Monroe Streets.

Council inquired of any new development in negotiations have occurred since this item was published as part of the agenda packet.

City Manager Spevacek said residents from the Trilogy community have raised concerns regarding the lack of final street, curb, gutter, and bike lane improvements along Avenue 60, and lack of landscaping along Avenue 60, between Monroe and Madison Streets; the City has entered into a Memorandum of Understanding (MOU) with Sunrise LQ, LLC. (Sunrise), who is in the process of purchasing the Andalusia development, obligating Sunrise to submit plans for the street and gutter improvements within 60 days from

the close of escrow, and to construct and complete these improvements within 12 months from obtaining the necessary permits and approvals from the City; Sunrise has also indicated, in recent communications with the City, that they are willing to complete the landscaping improvements within the same timeframe; the MOU will be amended to reflect this additional obligation of Sunrise; landscaping improvements might take a bit longer to complete due to the fact that currently there are no plans or even concepts of the landscaping improvements, and Sunrise is looking to develop desert scape plans that will be water efficient.

Council commended Sunrise for its commitment to be a good neighbor and its willingness to work collaboratively with the City and its residents.

City Attorney Ihrke clarified that the median maintenance agreements already exist, and they are simply being transferred to the new owners and do not address other street improvements, such as the curb-skirts at the corners of Avenue 60 with Monroe and Madison Streets; however, as the discussion by City Manager Spevacek noted, the MOU with Sunrise LQ, LLC, addresses street improvements on Avenue 60.

MOTION – A motion was made and seconded by Councilmembers Radi/Peña to find and determine the proposed assignments are categorically exempt under the California Environmental Quality Act pursuant to Section 15301 – Existing Facilities of the CEQA guidelines. Motion passed unanimously.

MOTION – A motion was made and seconded by Councilmembers Radi/Fitzpatrick to approve the Assignment and Assumption Agreements, substantially in the form attached, for the median maintenance of Madison and Monroe Streets adjacent to the Coral Mountain development; and, authorize the City Manager to execute the agreements and take actions necessary or proper to implement the approval of the agreements. Motion passed unanimously.

### **3. APPROVE VETERAN NOMINATIONS FOR INCLUSION ON VETERANS ACKNOWLEDGEMENT MONUMENT AT CIVIC CENTER CAMPUS**

Management Analyst Torres presented the staff report, which is on file in the Clerk's Office.

Council discussed the different social media platforms used to advertise the veterans acknowledgement nomination period this year; online versus paper submittals of applications; Councilmember Sanchez served at the United States Marine Corps in Iraq with one of the nominees, Sergeant Joseph

Whiteman; Staff sends out an email and letter invitations to past recipients inviting them to attend the Veterans Recognition Ceremony scheduled for November 11, 2018, at 9:00 a.m. at La Quinta City Hall Courtyard.

Council asked Staff to look into offering mobile transportation, such as golf-cart, to provide assistance to recipients and attendees getting from the courtyard to the sculpture displaying the veterans' names at the Civic Center Campus; possibly partnering with SunLine Transportation Agency to provide assistance to recipients who are unable to get to the ceremony, and explore other alternatives to ensure recipients are able to attend; the 11:00 a.m. Veterans Program at Old Town Artisan Studio, scheduled to be held outside at The Never-to-be-Forgotten Veterans Fountain at 78046 Calle Barcelona, is being advertised and promoted jointly with the City's celebration; implementing the display of flags throughout the City recognizing the veterans for their service and listing the five branches of the United States Military; exploring a program to allow people to sponsor and adopt a veteran's flag that would be personalized; partner with the La Quinta Museum to implement a veterans' exhibit where veterans can show memorabilia and share their stories; and inviting La Quinta's Gold Star Mother to attend the event.

Councilmember Radi asked the public to help him and Staff locate and connect with veteran Steven Sanchez who served in the United States Army and lived in the La Quinta Cove for many years; both Mr. Radi and Staff have been unsuccessful in connecting with him; Mr. Radi would like to recognize and thank him for his service, and invite him to the City's Veterans Celebration.

MOTION – A motion was made and seconded by Councilmembers Radi/Fitzpatrick to approve Veteran Nominations for Inclusion on Veterans Acknowledgement Sculpture at Civic Center Campus as recommended. Motion passed unanimously.

**4. ADOPT RESOLUTION TO ADD TWO FULL-TIME POSITIONS TO THE CITY'S CLASSIFICATION SCHEDULE [RESOLUTION NO. 2018-050]**

Community Resources Director Escobedo introduced Public Safety Manager Mendez who presented the staff report, which is on file in the Clerk's Office.

Council discussed the proposed position titles and how they illustrate the employees' roles and responsibilities as related to the department; and ability to change working titles should the need arise.

MOTION – A motion was made and seconded by Councilmembers Fitzpatrick/Radi to add two full-time positions to the City's Classification Schedule and adopt Resolution No. 2018-050 as recommended:

A RESOLUTION OF THE CITY COUNCIL OF THE CITY OF LA QUINTA, CALIFORNIA, ADDING AN ADMINISTRATIVE ASSISTANT AND A SENIOR EMERGENCY MANAGEMENT COORDINATOR POSITIONS TO THE CITY'S CLASSIFICATION SCHEDULE

Motion passed unanimously.

**JOINT CONSIDERATION OF BUSINESS SESSION ITEM NOS. 5 AND 6**

5. **ADOPT RESOLUTION TO APPROVE FIRST TIME EXTENSION FOR SITE DEVELOPMENT PERMIT 2016-0005, INCLUDING SITE PLAN, ARCHITECTURAL DESIGN AND LANDSCAPING FOR PLANNING AREAS 2, 3, AND 4 OF SILVERROCK SPECIFIC PLAN; LOCATION: SOUTHWEST CORNER OF AVENUE 52 AND JEFFERSON STREET; CEQA: REVIEWED UNDER ENVIRONMENTAL ASSESSMENT 2014-1003, NO FURTHER REVIEW IS REQUIRED [RESOLUTION NO. 2018-051]**
6. **ADOPT RESOLUTION TO APPROVE FIRST TIME EXTENSION FOR SITE DEVELOPMENT PERMIT 2016-0009, INCLUDING SITE PLAN, ARCHITECTURAL DESIGN AND LANDSCAPING FOR A 200-KEY HOTEL, NEW GOLF COURSE CLUBHOUSE, 10 GOLF VILLAS, AND A RESORT RESIDENTIAL DEVELOPMENT WITHIN PLANNING AREAS 5, 6, AND 10A OF THE SILVERROCK SPECIFIC PLAN; LOCATION: SOUTHWEST CORNER OF AVENUE 52 AND JEFFERSON STREET; CEQA: REVIEWED UNDER ENVIRONMENTAL ASSESSMENT 2014-1003, NO FURTHER REVIEW IS REQUIRED [RESOLUTION NO. 2018-052]**

Planning Manager Perez presented the staff reports for both items, which are on file in the Clerk's Office.

Planning Manager Perez asked Council to amend the motion for Business Session Item No. 6 approving first-time extension for SDP 2016-0009 to reflect that the resolution would approve a first-time extension of the project.

**BUSINESS SESSION ITEM NO. 5**

**MOTION** – A motion was made and seconded by Councilmembers Peña/Radi to approve first time extension for Site Development Permit 2016-0005 to December 20, 2020, including site plan, architectural design and landscaping for Planning Areas 2, 3, and 4 of SilverRock Specific Plan and adopt Resolution No. 2018-051 as recommended:

A RESOLUTION OF THE CITY COUNCIL OF THE CITY OF LA QUINTA, CALIFORNIA, APPROVING A FIRST TIME EXTENSION FOR SITE DEVELOPMENT PERMIT 2016-0005 FOR CONSTRUCTION OF A 140 ROOM HOTEL, SPA, 29 HOTEL-BRANDED RESIDENCES, A MEETING

CENTER, CONFERENCE CENTER AND SHARED SERVICES FACILITY  
WITHIN THE SILVERROCK SPECIFIC PLAN GENERALLY LOCATED AT THE  
SOUTHWEST CORNER OF AVENUE 52 AND JEFFERSON STREET

Motion passed unanimously.

**BUSINESS SESSION ITEM NO. 6**

MOTION – A motion was made and seconded by Councilmembers Peña/Radi to approve first time extension for Site Development Permit 2016-0009 to January 3, 2021, including site plan, architectural design and landscaping for Planning Areas 5, 6, and 10A of SilverRock Specific Plan and adopt Resolution No. 2018-052 as amended:

A RESOLUTION OF THE CITY COUNCIL OF THE CITY OF LA QUINTA, CALIFORNIA, APPROVING A FIRST TIME EXTENSION FOR SITE DEVELOPMENT PERMIT 2016-0009 FOR CONSTRUCTION OF A 200-KEY HOTEL, NEW GOLF COURSE CLUBHOUSE, 10 GOLF VILLAS, AND A RESORT RESIDENTIAL DEVELOPMENT WITHIN PLANNING AREAS 5, 6, AND 10A OF THE SILVERROCK SPECIFIC PLAN GENERALLY LOCATED AT THE SOUTHWEST CORNER OF AVENUE 52 AND JEFFERSON STREET

Motion passed unanimously.

**STUDY SESSION**

1. *continued to a future meeting>>>* **UPDATE ON COACHELLA VALLEY MULTIPLE SPECIES HABITAT CONSERVATION PLAN**

*THIS ITEM WAS CONTINUED TO A FUTURE DATE AS DR. CAMERON BARROWS WAS UNABLE TO ATTEND THE MEETING DUE TO A CONFLICTING ENGAGEMENT.*

**PUBLIC HEARINGS** – None

*MAYOR EVANS CALLED FOR A BRIEF RECESS AT 6:03 P.M.*

*MAYOR EVANS RECONVENED THE CITY COUNCIL MEETING AT 6:11 P.M. WITH ALL MEMBERS PRESENT*

**DEPARTMENTAL REPORTS**

All reports are on file in the City Clerk’s Office.

1. **SHUMWAY RANCH CARETAKER HOUSE UPDATE**

City Manager Spevacek presented the staff report.



## **7. INVESTMENT POLICY CERTIFICATION**

Mayor Evans noted the certification recognizes that the City's policy adheres with the State of California Government Code and meets best practice guidelines in 18 different topic areas. The benefits of the certification include transparency to the public, confidence, and verification that the policy has been reviewed by a certified professional organization, demonstration of due diligence, and audit compliance. She commended Staff for yet another achievement on transparency.

*Mayor Evans requested that Staff provide an update on false alarms at a future meeting to evaluate if progress has been made since the changes implemented a year ago.*

### **MAYOR'S AND COUNCIL MEMBERS' ITEMS**

Councilmembers Peña and Sanchez attended the Victory Flag football game between Palm Desert High School and the La Quinta High School on October 12, 2018, and said the event had a great turn-out, it was extremely well organized, staff was very friendly, and there was a lot of energy and excitement from the teams and the crowd.

Mayor Evans and Councilmembers commended Marketing Coordinator Graham for producing such high-quality videos and organizing the State of the City event.

Council noted that the City and National Fitness Campaign will celebrate the opening of National Fitness Court on Saturday, October 20, 2018, at 9:00 a.m. at La Quinta Park.

Mayor Pro Tem Fitzpatrick and Councilmember Radi attended the performance of Giselle Wood and the Night Owls for the opening "GEN Z: This is Me" exhibit at the La Quinta Museum on September 27, 2018, "featuring the art and stories of up-an-coming artists ages 15-25."

Councilmember Radi said October 3, 2018, was National Coffee With a Cop Day, and expressed his gratitude on behalf of the Council to Old Town Coffee Company for hosting the event.

Councilmember Radi said he participated in a press conference with Caltrans Director Laurie Berman regarding the repaving work to rehabilitate nearly 150 lane miles of pavement on Interstate 10 and Highways 86 and 111, funded by SB-1, a \$17 million project to improve the eastern part of the valley, which began in July and will be finalized by the beginning of 2019.

## **REPORTS AND INFORMATIONAL ITEMS**

La Quinta's representative for 2018, Councilmember Fitzpatrick reported on her participation in the following organization's meeting:

- **RIVERSIDE COUNTY TRANSPORTATION COMMISSION (RCTC)**

La Quinta's representative for 2018, Councilmember Sanchez reported on his participation in the following organization's meeting:

- **RIVERSIDE LOCAL AGENCY FORMATION COMMISSION**

## **ADJOURNMENT**

There being no further business, a motion was made and seconded by Councilmembers Radi/Fitzpatrick to adjourn at 6:23 p.m. Motion passed unanimously.

Respectfully submitted,

MONIKA RADEVA, City Clerk  
City of La Quinta, California



**CITY COUNCIL  
MINUTES  
TUESDAY, NOVEMBER 6, 2018**

**CALL TO ORDER**

A regular meeting of the La Quinta City Council was called to order at 3:00 p.m. by Mayor Evans.

PRESENT: Councilmembers Fitzpatrick, Peña, Radi, Sanchez, Mayor Evans

ABSENT: None

**PUBLIC COMMENT ON MATTERS NOT ON THE AGENDA** – None.

**CONFIRMATION OF AGENDA** – Confirmed.

**CLOSED SESSION**

1. CONFERENCE WITH LEGAL COUNSEL - ANTICIPATED LITIGATION. SIGNIFICANT EXPOSURE TO LITIGATION PURSUANT TO PARAGRAPH (2) OR (3) OF SUBDIVISION (d) OF GOVERNMENT CODE SECTION 54956.9 (NUMBER OF POTENTIAL CASES: 2)
  
2. CONFERENCE WITH REAL PROPERTY NEGOTIATORS PURSUANT TO GOVERNMENT CODE SECTION 54956.8 FOR PROPERTY LOCATED AT: SILVERROCK RESORT (APNs 770-200-026; 776-150-021; 776-150-023; 770-060-056; 770-060-057; 770-060-058; 770-060-059; 770-060-061; 770-060-062; 777-490-004; 777-490-006; 777-490-007; 777-490-012 AND 777-490-01  
CITY NEGOTIATOR: FRANK J. SPEVACEK, CITY MANAGER  
NEGOTIATING PARTIES: ROBERT S. GREEN, SILVERROCK DEVELOPMENT COMPANY  
UNDER NEGOTIATION: PRICE AND TERMS OF PAYMENT FOR THE SALE OF REAL PROPERTY

*COUNCIL RECESSED THE OPEN SESSION PORTION OF THE MEETING AND MOVED INTO CLOSED SESSION AT 3:01 P.M.*

*MAYOR EVANS RECONVENED THE OPEN SESSION PORTION OF THE CITY COUNCIL MEETING AT 4:00 P.M. WITH ALL MEMBERS PRESENT*

## **REPORT ON ACTION(S) TAKEN IN CLOSED SESSION:**

City Attorney Ihrke reported the following:

- Closed Session Item No. 1 – no actions were taken that require reporting pursuant to Government Code section 54957.1 (Brown Act); and
- Closed Session Item No. 2 – negotiations related to Amendment No. 3 to the Purchase, Sale, and Development Agreement with Silverrock Development Company have concluded and the matter is under consideration on tonight’s agenda as Business Session Item No. 1.

## **PLEDGE OF ALLEGIANCE**

Councilmember Sanchez led the audience in the Pledge of Allegiance.

## **PUBLIC COMMENT ON MATTERS NOT ON THE AGENDA**

Mayor Evans provided the audience with an update of events related to Hispanic Heritage Celebration event held at the Riverside County Library – La Quinta branch on September 15, 2018 – she said following the press conference she held at the City on October 30, 2018, the City was contacted by County of Riverside (County) Supervisor V. Manuel Perez and his staff requesting a joint meeting, which was held on October 31, 2018, between representatives from the City, Coachella Valley Unified School District (CVUSD), Library Systems & Services (LSS), County’s Economic Development and Library Services, and Supervisor Perez’s Office; Supervisor Perez announced in an article that he was interested in providing a comprehensive investigation regarding the incident and the City submitted a letter of support of such investigation prior to the October 31, 2018, joint meeting.

Councilmember Sanchez said the purpose of the joint meeting was to have an informal and transparent discussion about the events that occurred and to work collectively towards finding a solution; on Friday, November 2, 2018, Supervisor Perez announced that he will be calling for a comprehensive investigation into the incident; the City stated its support for an investigation in its October 29 letter to Superintendent Gomez; and the City is ready to provide anything in its power, resources, and staff to aid the Supervisor’s Office in conducting an independent investigation; the objective is to find out what happened, what went wrong, and how we can make it right.

Mayor Evans said everyone recognizes that the situation was most unfortunate for the kids; extended apologies to the youth and their families for having to endure this type of incident; said the City will continue to work with the County and County library staff to prevent incidents like this from

happening again; and thanked La Quinta and valley-wide residents who have provided their support in the City's representation of all cultures in the La Quinta community and how much this diversity is valued and it is what makes La Quinta the Gem of the Desert.

PUBLIC SPEAKER: Jessica Enders, Director for Education Centers at College of the Desert (COD) for the east valley – reaffirmed COD's ongoing commitment to serving students across the Coachella Valley and provided an update on COD's programs, achievements, partnerships and collaborative efforts with donors and other agencies such as SunLine Transit Agency; invited Council to attend COD's inaugural "Noche de Familia" (family night) on Thursday, December 6, 2018, at 5:30 p.m.; and thanked the City for its support and partnership.

The following PUBLIC SPEAKERS provided comments related to Hispanic Heritage Celebration event held at the Riverside County Public Library – La Quinta Branch on September 15, 2018:

- Jeffrey Smith, La Quinta
- Lorraine Salas, Coachella Valley resident
- Lisandro Rivera, La Quinta
- Briana DeAzatlan, La Quinta
- Kathy Kronemeyer, La Quinta
- VJ Sleight, La Quinta
- Tizoc DeAzatlan, La Quinta
- Carlos Pineda, Palm Desert
- Edward Holzhauer, Palm Desert
- Edward Armendarez, La Quinta
- Terry Applegito, Cathedral City
- Rosa Rapan, Indio
- Armando Rodriguez, Palm Desert
- Kay Wolff, La Quinta
- Ernesto Nevarez, Morongo (*arrived late and spoke regarding this matter during Announcements, Presentations, and Written Communications portion of the agenda*)

PUBLIC SPEAKERS: Derrick Armendarez, Account Technician with the Finance Department and Gil Villalpando, Assistant to the City Manager with the City of La Quinta, spoke on behalf of City employees who joined them at lectern. Mr. Armendarez commended the City Council for its exemplary leadership, for the exceptional employee development programs and opportunities the City offers to its staff, and for the stellar organization the Council has built and continues to develop. Mr. Villalpando said City employees felt compelled to express their support to Council and the organization; La Quinta Staff is very diverse, believes in La Quinta's values,

which were misrepresented in this unfortunate incident, and together, stands behind the City's leadership and organization.

Councilmember Peña said he is a long-time La Quinta resident and the La Quinta community as represented in the papers over the last week is not the community we know, value, and appreciate. La Quinta is a diverse, welcoming, and friendly community; Mr. Peña is proud to be a resident of La Quinta, has been supported by the community for many years; and thanked Staff for stepping up to affirm that they are diverse and representative of the community and the Coachella Valley. Mr. Peña noted that the Council would not tolerate any discrimination and steps are being taken to learn from what has occurred and work collaboratively to ensure it does not happen again.

## **ANNOUNCEMENTS, PRESENTATIONS AND WRITTEN COMMUNICATIONS**

### **1. AFFIRMATION OF LA QUINTA VALUES**

Community Resources Director Chris Escobedo said at times like this we are reminded of our humanity, decency, and the values that guide the City, which were established in 2014 by La Quinta residents during their participation at community workshops and meetings.

La Quinta's values are

- Vibrant and Safe Community
- Health and Wellness
- Visually beautiful City
- High quality aesthetics
- Cultural Diversity

Mr. Escobedo invited the community to participate at the City's annual Community Workshop scheduled for Saturday, January 12, 2019; said the City tailors its programs and services to better serve and continuously meet community needs by adding Creation Station, La Quinta's MakerSpace at the library and turning it into a hub of learning and culture; adding murals on walls across the City; built the La Quinta Museum to honor the City's history, but to also offer programs that facilitate sharing and telling stories, and is currently featuring "GEN Z: This is Me" exhibit "featuring the art and stories of an up-an-coming artists ages 15-25," and provides opportunities for cultural appreciation and exchange; transformed the former Senior Center into a prominent Wellness Center to better serve the community and promote inclusivity; Staff, Commissioners, and the community, under the guidance of Council, is working on creating an event site at SilverRock to provide lifestyle and cultural experiences and events for the community;

Council's guidance to build the X-park was to provide facilities to the community's youth, it was inspired by public comments, and guided by youth input every step of the way; National Fitness Court was recently opened to provide the community opportunities for health and wellness; and events and programs have been up leveled, to mention a few – rocket events, stem and steam programs, block parties, craft beer festival, etc.

Mr. Escobedo spoke about the organization's employee leadership and development programs and opportunities, diverse demographics, and noted the City received the Helen Putnam Award for Leadership and Development Excellence from the League of California Cities.

Mayor Evans and Councilmember invited and encouraged the community to attend and participate at the upcoming Community Workshop scheduled for Saturday, January 12, 2019.

### **CONSENT CALENDAR**

- 1. APPROVE DEMAND REGISTERS DATED OCTOBER 12, 19, AND 26, 2018**
- 2. ADOPT RESOLUTION TO RECLASSIFY THE BUILDINGS WORKER CLASSIFICATION TO MAINTENANCE AND OPERATIONS TECHNICIAN [RESOLUTION NO. 2018-053]**
- 3. ADOPT RESOLUTION TO APPROVE TIME EXTENSION TO COMPLETE OFF-SITE IMPROVEMENTS FOR PIAZZA SERENA RESIDENTIAL DEVELOPMENT (TRACT MAP NO. 30092) LOCATED AT THE NORTHWEST CORNER OF MONROE STREET AND AVENUE 58 [RESOLUTION NO. 2018-054]**
- 4. RECEIVE AND FILE REVENUE AND EXPENDITURE REPORTS DATED AUGUST 31, 2018**

**MOTION** – A motion was made and seconded by Councilmembers Radi/Peña to approve the Consent Calendar as recommended, with Item Nos. 2 and 3 adopting Resolution Nos. 2018-053 and 2018-054, respectively. Motion passed unanimously.

### **BUSINESS SESSION**

- 1. APPROVE AMENDMENT NO. 3 AND RELATED DOCUMENTS TO PURCHASE, SALE AND DEVELOPMENT AGREEMENT (PSDA)**

## **WITH SILVERROCK DEVELOPMENT COMPANY LLC (SDC) FOR SILVERROCK RESORT**

City Economist McMillen and City Attorney Ihrke presented the staff report, which is on file in the Clerk's Office.

Mayor Pro Tem Fitzpatrick clarified that the only outstanding claim to be paid as part of the close of escrow was to Urban Habitat related to the golf course realignment.

City Manager Spevacek said to date the City has invested approximately \$88 million dollars into the SilverRock development through the land purchase as well as improvements to the golf course and utilities to support these uses; this is part of \$97 million dollar tax-exempt bond proceeds issued by the former Redevelopment Agency (RDA), meaning the bonds were issued at a lower interest rate because of its municipal status and the interest income received by the bond holders is exempt from federal and state income taxes; due to these added benefits, the par value of the bonds is subject to IRS regulations that limit the City's ability to capitalize on the bonds only up to 10% or \$9.7 million in private payments, which is enforceable until the bonds are retired in 2033; private payments are defined as non-traditional revenue (traditional revenue entails property, sales and transient occupancy taxes (TOT)) or improvements funded by a private entity; although the RDA has been dissolved and now the City owns the property, the IRS recognizes that the RDA was an agency of the City and thus the IRS restrictions on the bonds remain in place; the current property value is not \$97 million dollars because it does not have the infrastructure necessary for development; there is limited infrastructure that is in place serves only the operations of the Ahmanson Clubhouse, golf course, restrooms, and related facilities; developing a master site infrastructure would require an investment of approximately \$30 million dollars by the City; the bonds are paid off/retired from property tax increment revenue that flowed to the RDA, which now flows through the City's Successor Agency (SA) to the bond holders in order to retire this debt in 2033.

City Attorney Ihrke explained the IRS implications related to the tax-exempt status of the bonds should the City exceed the 10% cap rule on revenues received from this development; the bonds would become taxable and the bond holders would be liable to pay taxes on all interest income received from the inception of the bonds.

City Manager Spevacek said the annual bonds debt service payment is paid with property tax increment revenue the City receives from the state and there is no financial impact on the City's General Fund; when the bonds were



issued the RDA's debt obligation did not constitute a debt obligation of the City, and this protection transferred over to the SA; approximately two years ago the City settled its final Recognized Obligation Payments completing any remaining redevelopment dealings.

Councilmember Radi inquired about the additional costs and size increase regarding the conference and shared service facility.

PUBLIC SPEAKER: DEVELOPER – Robert Green, President of SDC – said originally the facility was designed to be approximately 62,000 sq. ft.; the Pendry Lifestyle Residential units are being designed as two- and three-bedroom for-sale units with lock-offs; the design also includes 10 golf villas with four lock-offs; this generates the equivalent of 130 additional suites and standard guestrooms for the Pendry Lifestyle Residences and 40 additional guestrooms for the golf villas; the entire development will be functioning as a 500-key hotel; whenever the private residences are rented out through the hotel operations, any generated transient occupancy tax (TOT) revenue would go directly to the City because it is not subject to the TOT Sharing Agreement which only applies to the Lifestyle and Luxury Hotels; the ballroom was increased from 8,000 to 10,000 sq. ft., the jr. ballroom was increased from 5,000 to 6,500 sq. ft, and other ancillary improvements increasing the total size of the conference and shared service facility from approximately 62,000 to 72,000 sq. ft.; the decision to move forward with both hotels simultaneously has significantly changed the economics of the deal and increased the risk profile; building this many hotel rooms at the same time has added a lot of cost related to debt service and construction period interest which was difficult to secure; the size of the guestrooms has been increased; based on evaluation and economic analysis the additional improvements are in the best interest of the project.

Councilmember Radi asked about the ownership structure of Amendment No. 3 to the PSDA.

Mr. Green said the ownership structure consists of four subsidiaries to the SDC – SilverRock Lodging, SilverRock Land, SilverRock Luxury Residences, and SilverRock Lifestyle Residence; with a residential component comes a homeowners association (HOA) and inevitably litigation, thus, to protect the investors and insulate the operating asset, being the hotels, golf courses, etc., from litigation by the HOAs, the ownership structure is separated so that the ownership of the operating asset is completely separate from the developer, owner, or seller of the residential real estate; in this instance, there are two residential components the Pendry Lifestyle and Montage Luxury, the SilverRock Land addresses the investment on the master site infrastructure, and the lodging addresses the real estate component in

Planning Areas 7, 8, and 9; this ownership structure protects the operating asset long-term, which is cumbersome in terms of documentation and legal work, but it is standard practice and a straight forward process.

Mayor Pro Tem Fitzpatrick noted all documentation related to Amendment No. 3 to the PSDA is available on the City's website, and the staff report clearly explains and outlines the history of the development, the tax-exempt status of the bonds, and the path going forward.

Councilmember Radi said Amendment No. 3 was very well done, it clearly outlines the terms, and the staff report captures all of the major aspects of the agreement.

Mayor Evans said a lot of stringent components were put in place to protect the City and to ensure the City had control over the development.

Councilmember Peña commended Landmark Golf Management, LLP (Landmark) for doing a terrific job in managing the SilverRock Resort; and said Mosaic were instrumental over the last several months in getting this development to move forward.

Mayor Evans inquired about the anticipated on-site development activity and timing should Amendment No. 3 to the PSDA be approved. Mr. Green said SDC has already bid-out competitively the mass grading for the site, and the construction agreement with the top bidder is ready to be signed following approval of Amendment No. 3 and the close of escrow, which will be followed by a notice to proceed allowing the contractor to begin work; a lot of work needs to be done on Planning Area No. 3 for the development of the temporary club house onsite, the grading plan for which is ready to go, and the intent is to mobilize the selected contractor within the next week or two; the temporary clubhouse activity must be coordinated with Landmark, the sprung structure housing the golf carts must also be moved, there is ongoing discussion whether or not the pro shop will be housed in the "Alongi Ebenisterie" modular structure the City acquired versus a trailer; and SDC has made conditional commitments to hire new staff to work under the direction of Project Executive John Gamlin pending Council approval of Amendment No. 3.

Mayor Pro Tem Fitzpatrick thanked Montage representatives and Mr. Gamlin for their collaboration with Staff on developing the design of the SilverRock Event Site, which will be integral in creating a synergy between the resort and the City in hosting multi-cultural events and festivals.

Councilmember Radi asked the City Attorney Ihrke to explain the City's ability to repurchase the property as outlined under the option process and the Option Agreement on page 187 of the agenda packet. City Attorney Ihrke said the original PSDA gave the City options to repurchase the land and/or some of the improvements completed on the land up until that point, and this protection mechanism is carried forward in Amendment No. 3 as one of the remedies available to the City; the options are in addition to other remedies available to the City -- (1) enforce Amendment No. 3 to the PSDA which carries several remedies from the original PSDA, (2) land use covenants that run with the land to ensure the various projects are used as originally intended when the property was turned over, and (3) there is an option procedure, which is tied to four different stages and a catch-all option. The four different stages of when an option may be triggered are tied to when a default occurs as follows: (I) If the master site infrastructure (MSI) does not start on-time; (II) If the MSI started on time but failed to finish on time or was delayed continuously; (III) If a project component or components (defined as vertical improvements on the different project areas, such as the luxury hotel, etc.) does not start on time; and (IV) If a project component or components started on time but failed to finish on time or was delayed continuously. The "catch-all" option (Option V) could be triggered if an unauthorized transfer or other identified default occurred. Under the option procedure, depending on the time and type of default, the City would issue a notice of default, SDC or appropriate subsidiary would have the right to cure within 30 to 60 days, and if it is not cured and the MSI is not started, it would give rise to City's the option to repurchase the property, and the City will have 60 days to decide whether to repurchase with the improvements in place, or assign the property to a different developer who may be able to continue the project from that stage and complete it; the purchase price is determined based upon when the options are exercised and what has actually been spent to date by the developer or subsidiary in terms of improvements, or if assigned to a different developer the same conditions would apply.

City Attorney Ihrke explained that this option process was from the original PSDA, where there was a more separated approach with the MSI and project components in what was then Phase 1 and Phase 2, which separated the Luxury Hotel component in Phase 1 and Lifestyle Hotel component in Phase 2; there is much more integration under the Third Amendment to the PSDA because the hotels and MSI are being constructed all as one phase now, but the option remedy and general process was carried over to the Third Amendment.

MOTION – A motion was made and seconded by Councilmembers Peña/Fitzpatrick to approve Amendment No. 3 and related documents to Purchase, Sale and Development Agreement with Silverrock Development Company, LLC. for Silverrock Resort as recommended. Motion passed unanimously.

**2. APPOINT ONE COUNCILMEMBER TO SERVE AS CITY REPRESENTATIVE ON THE IMPERIAL IRRIGATION DISTRICT ENERGY CONSUMERS ADVISORY COMMITTEE FOR A FOUR-YEAR TERM ENDING DECEMBER 2022**

Council waived presentation of the staff report, which is on file in the Clerk's Office.

MOTION – A motion was made and seconded by Councilmembers Fitzpatrick/Peña to appoint Councilmember Sanchez to serve as City representative on the Imperial Irrigation District Energy Consumers Advisory Committee for a four-year term ending December 2022 as recommended. Motion passed unanimously.

**3. RECEIVE AND FILE FISCAL YEAR 2018/19 FIRST QUARTER BUDGET REPORT AND APPROVE THE RECOMMENDED BUDGET ADJUSTMENTS**

Finance Director Campos presented the staff report, which is on file in the Clerk's Office.

Council discussed current pension obligations and allocating savings to pay the Tier 2 and PEPPRA tier obligations in full; investing additional \$200,000 in landscape improvements throughout the City; the City's investment in information technology (IT) infrastructure in 2013/14; current IT upgrade needs related to 20 end-of-life servers, 10 of which are for telephones, additional firewall support which is at 80% capacity, update existing wireless capability and increase the number of wireless access points throughout City facilities; implement an IT disaster recovery plan; increase the City's electronic document repository storage from 1TB to 5TB and enhance security and retention; replace the traffic management software and infrastructure developed in 1992 which has been at end-of-life for 10 years; procure a new traffic asset management tracking software, which can be used not only by the Traffic Division, but also by the Facilities Department and other departments throughout the City; these investments would enhance the delivery of City services.

Council also discussed the delays in the remittance of sales tax revenue.

**MOTION** – A motion was made and seconded by Councilmembers Peña/Radi to receive and file Fiscal Year 2018/19 First Quarter Budget Report and approve the recommended budget adjustments. Motion passed unanimously.

**STUDY SESSION** – None.

*MAYOR EVANS CALLED FOR A BRIEF RECESS AT 6:20 P.M.*

*MAYOR EVANS RECONVENED THE CITY COUNCIL MEETING AT 6:32 P.M. WITH ALL MEMBERS PRESENT*

**PUBLIC HEARINGS** – After 5:00 p.m.

- 1. ADOPT RESOLUTION TO APPROVE SITE DEVELOPMENT PERMIT 2018-0008 (SITE DEVELOPMENT PERMIT 2003-787, AMENDMENT NO. 1) TO MODIFY PLAN 25 BY INCREASING THE SQUARE FOOTAGE FOR LOT 191 WITHIN THE ANDALUSIA DEVELOPMENT TO ALLOW FOR CUSTOM BUILDING MODIFICATIONS; LOCATION: 59895 SEVILLE; CEQA: PREVIOUSLY ANALYZED UNDER ENVIRONMENTAL ASSESSMENT 2003-483, NO FURTHER REVIEW IS REQUIRED [RESOLUTION NO. 2018-055]**

Senior Planner Flores presented the staff report, which is on file in the Clerk's Office.

MAYOR EVANS DECLARED THE PUBLIC HEARING OPEN AT 6:35 P.M.

PUBLIC SPEAKER: None.

MAYOR EVANS DECLARED THE PUBLIC HEARING CLOSED AT 6:35 P.M.

**MOTION** – A motion was made and seconded by Councilmembers Fitzpatrick/Sanchez to adopt Resolution No. 2018-055 as recommended, and find the project consistent with Environmental Assessment 2003-483 and no further review is required:

A RESOLUTION OF THE CITY COUNCIL OF THE CITY OF LA QUINTA, CALIFORNIA, APPROVING AN AMENDMENT TO SITE DEVELOPMENT PERMIT 2003-787 FOR MODIFICATION TO PLAN 25 ON LOT 191 WITHIN THE ANDALUSIA RESIDENTIAL DEVELOPMENT TO INCREASE THE SQUARE FOOTAGE FROM 4,301 TO 6,228 SQUARE FEET, TO ALLOW FOR CUSTOM BUILDING MODIFICATIONS

CASE NUMBER: SITE DEVELOPMENT PERMIT 2018-0008 (SDP 2003-787 AMENDMENT NO. 1)

APPLICANT: T.D. DESERT DEVELOPMENT, L.P.

Motion passed unanimously.

### **DEPARTMENTAL REPORTS**

All reports are on file in the City Clerk's Office.

City Manager Spevacek introduced Deputy City Clerk Rachel Rathbone.

City Manager Spevacek said The Desert Sun published that the Riverside County Board of Supervisor issued a statement this afternoon that County counsel will work with a legal firm to conduct an inquiry of the event that occurred at the County Library – La Quinta Branch, which will be coordinated through the City Attorney; the statement also indicated that the County would like to complete the inquiry within a month.

### **4. COMMUNITY RESOURCES – FALSE ALARM PROGRAM REPORT**

Council discussed whether the increase in false alarm fines has had a positive impact in dealing with the issue; Staff's proactive communication with business owners and alarm companies to train employees who usually trigger the false alarms inadvertently; challenges with vacant second homes and the owners are not receiving the notifications because they are out of the area; consider requiring alarm permits which would provide the City with the owners' contact information; costs associated with Staff trying to locate these owners; and a cost-benefit analysis to identify if it is cost effective to continue to try to notify owners for whom the City does not have current contact information.

### **MAYOR'S AND COUNCIL MEMBERS' ITEMS**

Councilmembers commended Staff for their statement during Public Comment, and said it was incredibly moving.

Mayor Pro Tem Fitzpatrick attended the "Master Craftsmen's Expo" this past weekend at the Civic Center Park, held by West Coast Artists and displaying handmade crafts from approximately 100 Master Craftsmen; Mrs. Fitzpatrick said the event was very well organized for a first-time event.

Mayor Evans said the City's Veterans Recognition Ceremony will be held on Saturday, November 11, 2018, at 9:00 a.m., at the City Hall Courtyard; followed by the Veterans Program at Old Town Artisan Studio at 11:00 a.m.

Mayor Evans said "Sunset Hours" event at SilverRock Resort will be held on Saturday, November 10, 2018, from 4:00 to 8:00 p.m., and will feature live music, fire performances, games, and art activities for kids sponsored by the Old Town Artisan Studio.

### **REPORTS AND INFORMATIONAL ITEMS**

La Quinta's representative for 2018, Councilmember Peña reported on his participation in the following organization's meeting:

- **EAST VALLEY COALITION**

La Quinta's representative for 2018, Councilmember Radi reported on his participation in the following organizations' meetings:

- **CVAG TRANSPORTATION COMMITTEE**
- **SUNLINE TRANSIT AGENCY**

La Quinta's representative for 2018, Councilmember Sanchez reported on his participation in the following organizations' meetings:

- **IID ENERGY CONSUMERS' ADVISORY COMMITTEE**
- **RIVERSIDE LOCAL AGENCY FORMATION COMMISSION**

### **ADJOURNMENT**

There being no further business, a motion was made and seconded by Councilmembers Radi/Fitzpatrick to adjourn at 6:51 p.m. Motion passed unanimously.

Respectfully submitted,

MONIKA RADEVA, City Clerk  
City of La Quinta, California

[Click here to return to Agenda](#)



# City of La Quinta

CITY COUNCIL MEETING: November 20, 2018

## STAFF REPORT

---

**AGENDA TITLE:** ADOPT RESOLUTION TO APPROVE FINAL PARCEL MAP NO. 37574 LOCATED WITHIN THE MADISON CLUB DEVELOPMENT AT THE NORTHWEST CORNER OF MONROE STREET AND AVENUE 54

---

### RECOMMENDATION

Adopt a resolution approving Final Parcel Map 37574.

### EXECUTIVE SUMMARY

- The owner of a vacant residential lot within the Madison Club is subdividing the property into three lots.
- All conditions of approval for Tentative Parcel Map 37574 have been completed and the owner has requested approval of the Final Parcel Map.
- Approving the final map is a ministerial action that is required after the conditions of approval have been satisfied.

### FISCAL IMPACT

There is no fiscal impact to the City. No off-site improvements were required with this Final Parcel Map.

### BACKGROUND/ANALYSIS

The project is located within the Madison Club at the northwest corner of Monroe Street and Avenue 54 (Attachment 1). The owner is Thermal 51, LLC. The property previously consisted of three vacant residential lots that were merged in 2017. Tentative Parcel Map 37574 to re-subdivide the property back into its original three lots was approved by Director's decision on September 4, 2018.

Final Parcel Map 37574 (Attachment 2) has passed technical review by the City Surveyor and has been signed by the property owner; Staff recommends approval of the final map.

### ALTERNATIVES

Staff does not recommend an alternative action.

Prepared by: Bryan McKinney, P.E., City Engineer

Approved by: Danny Castro, Design and Development Director

Attachments: 1. Vicinity Map  
2. Parcel Map 37574

**RESOLUTION NO. 2018 -**

**A RESOLUTION OF THE CITY COUNCIL OF THE  
CITY OF LA QUINTA, CALIFORNIA, GRANTING  
APPROVAL OF FINAL PARCEL MAP NO. 37574**

**WHEREAS**, Tentative Parcel Map No. 37574 was approved by Director's decision on September 4, 2018, as permitted under the Subdivision Map Act, subject to conditions of approval; and

**WHEREAS**, the developer has completed the conditions of approval.

**NOW, THEREFORE, BE IT RESOLVED** by the City Council of the City of La Quinta, California, that the City Council does hereby grant approval of Final Parcel Map No. 37574, as referenced in the title of this Resolution, for the reasons set forth in this Resolution.

**PASSED, APPROVED and ADOPTED** at a regular meeting of the La Quinta City Council held on this 20<sup>th</sup> day of November 2018, by the following vote:

**AYES:**

**NOES:**

**ABSENT:**

**ABSTAIN:**

---

LINDA EVANS, Mayor  
City of La Quinta, California

**ATTEST:**

---

MONIKA RADEVA, City Clerk  
City of La Quinta, California

(CITY SEAL)

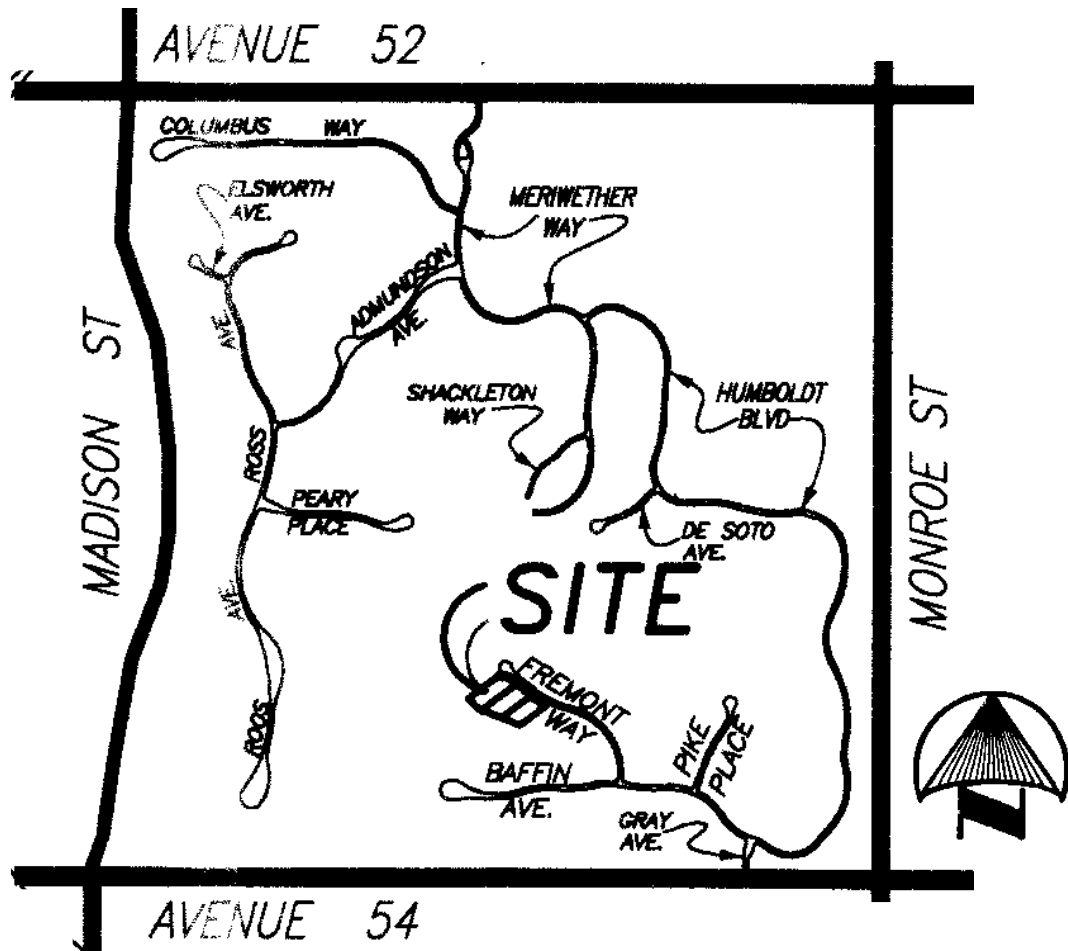
Resolution No. 2018-  
Parcel Map No. 37574  
Adopted: November 20, 2018  
Page 2 of 2

**APPROVED AS TO FORM:**

---

WILLIAM H. IHRKE, City Attorney  
City of La Quinta, California

PARCEL MAP NO. 37574



VICINITY MAP

NOT TO SCALE

[Click here to return to Agenda](#)

## IN THE CITY OF LA QUINTA, COUNTY OF RIVERSIDE, STATE OF CALIFORNIA PARCEL MAP NO. 37574

BEING A SUBDIVISION OF PARCEL A OF PARCEL MERGER 2017-004 PER DOCUMENT RECORDED DECEMBER 5, 2017 AS DOC # 2017-0509875, OF OFFICIAL RECORDS, IN THE OFFICE OF THE COUNTY RECORDER OF RIVERSIDE COUNTY, CALIFORNIA, IN SECTION 10, TOWNSHIP 6 SOUTH, RANGE 7 EAST, S.B.M.  
FEIRO ENGINEERING, INC. OCTOBER, 2018

### RECORDER'S STATEMENT:

FILED THIS \_\_\_\_\_ DAY OF \_\_\_\_\_, 2018 AT \_\_\_\_\_ M. IN BOOK \_\_\_\_\_ OF PARCEL MAPS, AT PAGES \_\_\_\_\_ AT THE REQUEST OF THE CITY CLERK OF THE CITY OF LA QUINTA, CALIFORNIA.  
NO. \_\_\_\_\_  
FEE \_\_\_\_\_  
PETER ALDANA  
COUNTY RECORDER-ASSESSOR-CLERK  
BY: \_\_\_\_\_ DEPUTY

SUBDIVISION GUARANTEE BY: CHICAGO TITLE COMPANY

### OWNERS STATEMENT:

WE HEREBY STATE THAT WE ARE THE OWNERS OF THE LAND INCLUDED WITHIN THE SUBDIVISION SHOWN HEREON; THAT WE ARE THE ONLY PERSONS WHOSE CONSENT IS NECESSARY TO PASS A CLEAR TITLE TO SAID LAND; THAT WE CONSENT TO THE MAKING AND RECORDING OF THIS PARCEL MAP

THERMAL 51 LLC, a California limited liability company

BY: [Signature] DATED 11/7, 2018

### NOTARY ACKNOWLEDGEMENT:

A NOTARY PUBLIC OR OTHER OFFICER COMPLETING THIS CERTIFICATE VERIFIES ONLY THE IDENTITY OF THE INDIVIDUAL WHO SIGNED THE DOCUMENT TO WHICH THIS CERTIFICATE IS ATTACHED, AND NOT THE TRUTH-FULNESS, ACCURACY, OR VALIDITY OF THAT DOCUMENT.

STATE OF CALIFORNIA

COUNTY OF ORANGE

ON NOVEMBER 7, 2018, BEFORE ME M. KENDRICK, A NOTARY PUBLIC, PERSONALLY APPEARED C LYNN HOLDEN AND \_\_\_\_\_, WHO PROVED TO ME ON THE BASIS OF SATISFACTORY EVIDENCE TO BE THE PERSON(S) WHOSE NAME(S) IS/ARE SUBSCRIBED TO THE WITHIN INSTRUMENT AND ACKNOWLEDGED TO ME THAT THAT HE/SHE/THEY EXECUTED THE SAME IN HIS/HER/THEIR AUTHORIZED CAPACITY(IES), AND THAT BY HIS/HER/THEIR SIGNATURE(S) ON THE INSTRUMENT THE PERSON(S), OR THE ENTITY UPON BEHALF OF WHICH THE PERSON(S) ACTED, EXECUTED THE INSTRUMENT.

I CERTIFY UNDER PENALTY OF PERJURY UNDER THE LAWS OF THE STATE OF CALIFORNIA THAT THE FOREGOING PARAGRAPH IS TRUE AND CORRECT.

WITNESS MY HAND MY COMMISSION EXPIRES APRIL 14, 2022

NOTARY PUBLIC



### SURVEYOR'S STATEMENT:

THIS MAP WAS PREPARED BY ME OR UNDER MY DIRECTION AND IS BASED ON A FIELD SURVEY IN CONFORMANCE WITH THE REQUIREMENTS OF THE SUBDIVISION MAP ACT AND LOCAL ORDINANCE AT THE REQUEST OF THERMAL 51 LLC ON SEPTEMBER, 2018. I HEREBY STATE THAT ALL MONUMENTS ARE OF THE CHARACTER AND OCCUPY THE POSITIONS INDICATED, OR WILL BE SET WITHIN ONE YEAR OF THE FILING OF THIS MAP WITH THE COUNTY RECORDER'S OFFICE, AND THAT SAID MONUMENTS WILL BE SUFFICIENT TO ENABLE THE SURVEY TO BE RETRACED.

I HEREBY STATE THAT THIS PARCEL MAP SUBSTANTIALLY CONFORMS TO THE APPROVED OR CONDITIONALLY APPROVED TENTATIVE PARCEL MAP.

DATED NOVEMBER 6, 2018

[Signature]  
HERALD STEVEN LANTIS L.S. 7627 EXP. 12/31/18



### CITY SURVEYOR'S STATEMENT

I HEREBY STATE THAT THIS MAP HAS BEEN EXAMINED BY ME OR UNDER MY SUPERVISION AND THAT I AM SATISFIED THIS MAP IS TECHNICALLY CORRECT.

DATED: \_\_\_\_\_, 2018

ERIC NELSON P.L.S. 5563  
ACTING CITY SURVEYOR REG. EXP. 9/30/2019



### CITY ENGINEER'S STATEMENT

THIS MAP CONFORMS WITH THE REQUIREMENTS OF THE SUBDIVISION MAP ACT AND LOCAL ORDINANCES. I HEREBY STATE THAT THIS MAP CONSISTING OF (2) SHEETS, HAS BEEN EXAMINED BY ME OR UNDER MY SUPERVISION AND FOUND TO BE SUBSTANTIALLY THE SAME AS IT APPEARED ON THE TENTATIVE MAP AND ANY APPROVED ALTERATIONS THEREOF. ALL APPLICABLE PROVISIONS OF THE SUBDIVISION MAP ACT AND LOCAL ORDINANCES HAVE BEEN COMPLIED WITH.

DATED: \_\_\_\_\_, 2018

BRYAN MCKINNEY RCE 49418  
CITY ENGINEER REG. EXP. 9/30/2020

### CITY CLERK'S STATEMENT:

I, MONIKA RADEVA, CITY CLERK OF THE CITY COUNCIL OF THE CITY OF LA QUINTA, STATE OF CALIFORNIA, HEREBY STATE THAT THIS MAP WAS PRESENTED TO THE COUNCIL OF SAID CITY OF LA QUINTA AT A REGULAR MEETING HELD ON THE \_\_\_\_\_ DAY OF \_\_\_\_\_, 2018, APPROVE SAID TENTATIVE PARCEL MAP NO 37574.

DATED: \_\_\_\_\_, 2018

MONIKA RADEVA  
CITY CLERK OF THE CITY COUNCIL  
CITY OF LA QUINTA

### TAX COLLECTOR'S CERTIFICATE:

I HEREBY CERTIFY THAT ACCORDING TO THE RECORDS OF THIS OFFICE, AS OF THIS DATE, THERE ARE NO LIENS AGAINST THE PROPERTY SHOWN ON THE WITHIN MAP FOR UNPAID STATE, COUNTY, MUNICIPAL, OR LOCAL TAXES OR SPECIAL ASSESSMENTS COLLECTED AS TAXES, EXCEPT TAXES OR SPECIAL ASSESSMENTS COLLECTED AS TAXES NOW A LIEN BUT NOT YET PAYABLE, WHICH ARE ESTIMATED TO BE \$ \_\_\_\_\_.

DATED \_\_\_\_\_, 2018

JON CHRISTENSEN, COUNTY TAX COLLECTOR BY: \_\_\_\_\_, DEPUTY

### TAX BOND CERTIFICATE:

I HEREBY CERTIFY THAT A BOND IN THE SUM OF \$ \_\_\_\_\_ HAS BEEN EXECUTED AND FILED WITH THE BOARD OF SUPERVISORS OF THE COUNTY OF RIVERSIDE, CALIFORNIA, CONDITIONED UPON THE PAYMENT OF ALL TAXES, STATE, COUNTY, MUNICIPAL, OR LOCAL, AND ALL SPECIAL ASSESSMENTS COLLECTED AS TAXES, WHICH AT THE TIME OF FILING OF THIS MAP WITH THE COUNTY RECORDER ARE A LIEN AGAINST SAID PROPERTY BUT NOT YET PAYABLE AND SAID BOND HAS BEEN FULLY APPROVED BY SAID BOARD OF SUPERVISORS.

DATED \_\_\_\_\_, 2018

KECIA HARPER-IHEM  
CLERK OF THE BOARD OF SUPERVISORS BY: \_\_\_\_\_ DEPUTY

### CASH TAX BOND

JON CHRISTENSEN  
COUNTY TAX COLLECTOR BY: \_\_\_\_\_ DEPUTY

### SIGNATURE OMISSIONS:

PURSUANT TO SECTION 66436, OF THE SUBDIVISION MAP ACT, THE SIGNATURES OF THE FOLLOWING OWNERS OF EASEMENTS AND/OR OTHER INTERESTS HAVE BEEN OMITTED:

IMPERIAL IRRIGATION DISTRICT, HOLDER OF AN EASEMENT FOR ELECTRICAL POWER FACILITIES AND INGRESS AND EGRESS PER TRACT NO. 33076-2 FILED 11/29/05 IN BOOK 393, PAGES 61-80, OF MAPS

EASEMENTS TO EAST OF MADISON, LL: PER INSTRUMENT 2006-0316857, 2006-0361107, 2007-0410518, 2008-0599443, 2006-0364696 & 2008-0599443 OF O.R.

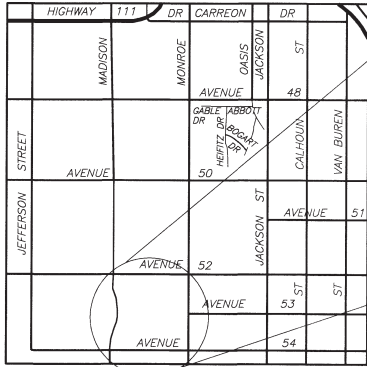
EASEMENTS TO THE MADISON CLUB OWNERS ASSOCIATION PER INSTRUMENT 06-361110 & 06-364699, OF O.R.

# IN THE CITY OF LA QUINTA, COUNTY OF RIVERSIDE, STATE OF CALIFORNIA PARCEL MAP NO. 37574

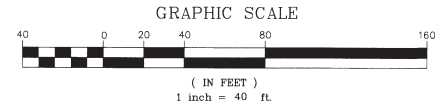
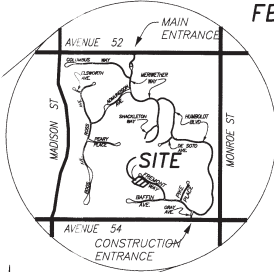
BEING A SUBDIVISION OF PARCEL A OF PARCEL MERGER 2017-004 PER DOCUMENT RECORDED DECEMBER 5, 2017 AS DOC # 2017-0509875, OF OFFICIAL RECORDS, IN THE OFFICE OF THE COUNTY RECORDER OF RIVERSIDE COUNTY, CALIFORNIA, IN SECTION 10, TOWNSHIP 6 SOUTH, RANGE 7 EAST, S.B.M.

FEIRO ENGINEERING, INC.

OCTOBER, 2018



VICINITY MAP  
NOT TO SCALE



**LEGEND**

- FOUND 1" IRON PIPE AND TAG STAMPED "LS 7557", FLUSH PER MB 393/61-80 UNLESS OTHERWISE NOTED.
- ◆ FOUND LEAD AND TAC STAMPED "LS 7557" ON TOP OF CURB IN LIEU OF FRONT LOT CORNERS ON SIDE LOT LINES PROJECTED AND FOR E.C.'S AND B.C.'S PROJECTED PERPENDICULAR OR RADIAL FROM CENTERLINE PER MB 393/61-80 AND PER CERTIFICATE OF CORRECTION RECORDED MAY 4, 2010 A: INST. NO. 2010-0204536, O.R.
- SET 1" IP WITH PLUG STAMPED "LS 7627", FLUSH
- ( ) INDICATES MEASURED AND RECORD PER PARCEL MERGER 2017-0004, PER INST. 2017-0509875.
- [ ] INDICATES MEASURED AND RECORD PER TRACT NO 33076-2, MB 393/61-80
- [ [ ] INDICATES MEASURED AND RECORD PER TRACT NO 33079-1, MB 388/57-79

**BASIS OF BEARINGS**

BEARINGS HEREON ARE BASED ON THE SOUTHERLY PROPERTY LINE BEING N68°37'10"W, SAID BEARING FROM 2 FOUND MONUMENTS AS SHOWN ON A MAP OF TRACT NO 33076-2 MB 393/61-80.

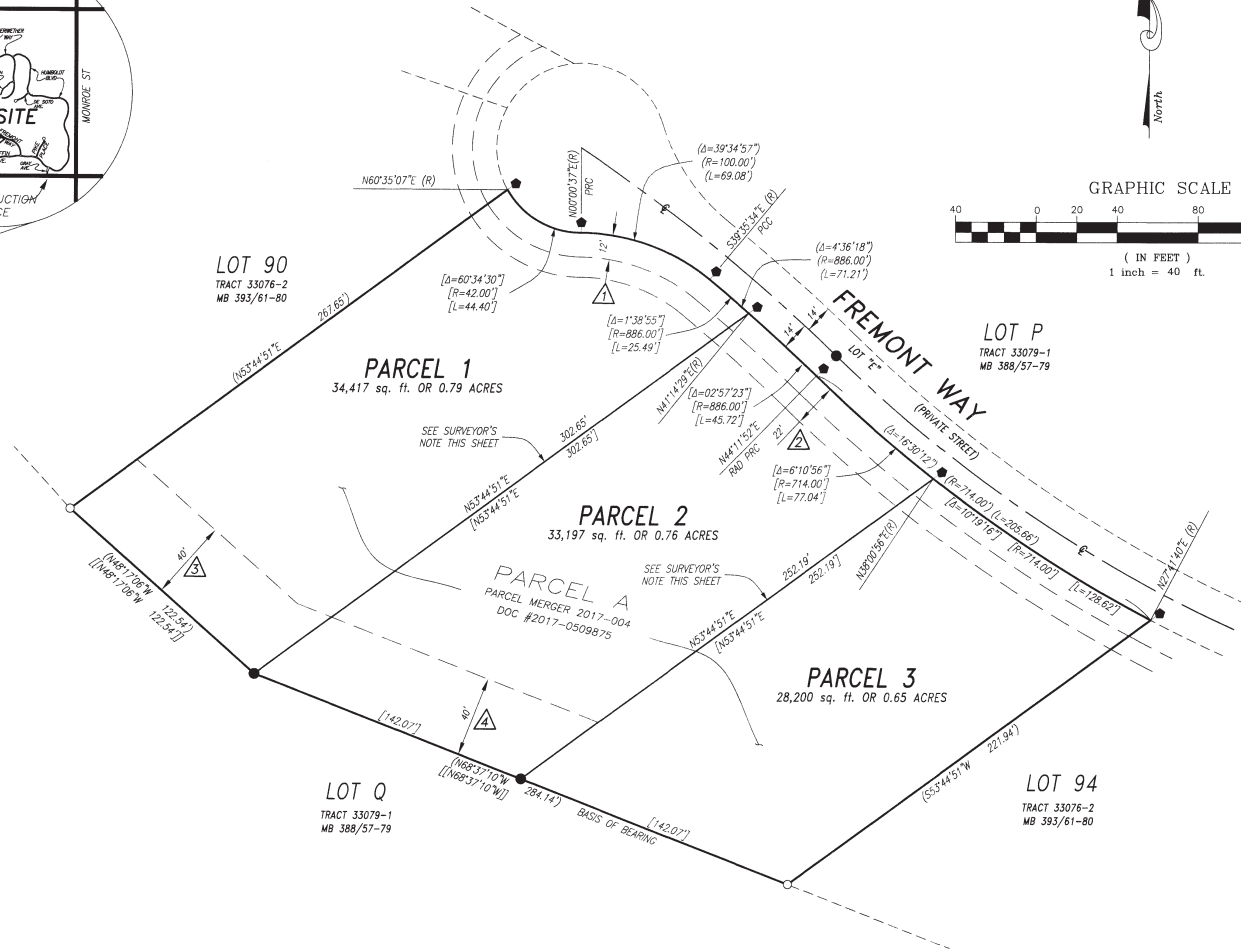
**SURVEYOR'S NOTE**

THESE LINES WERE ORIGINALLY CREATED AND MONUMENTED PER TRACT NO. 33076-2, MB 393/61-80 AND CERTIFICATE OF CORRECTION, INST. NO. 2010-0204536. THEY WERE REMOVED PER PARCEL MERGER 2017-0004, DOC #2017-0509875. O.R. THIS MAP IS RESTORING THEM TO THEIR ORIGINAL LOCATIONS.

**EASEMENT DESCRIPTIONS**

- ▲ 12' LANDSCAPE AND DRAINAGE EASEMENT RESERVED PER MB 393/61-80.
- ▲ 22' P.U.E. IN FAVOR OF CITY OF LA QUINTA AND IMPERIAL IRRIGATION DISTRICT DRAINAGE EASEMENT RESERVED PER MB 393/61-80.
- ▲ 40' LANDSCAPE EASEMENT, RECORDED 5/19/2006 INSTR. 2016-364699, O.R.
- ▲ 40' LANDSCAPE EASEMENT, RECORDED 5/18/2006 INSTR. 2016-361110, O.R.

1838-006



THE AREA ENCOMPASSING ALL PARCELS FOR THIS MAP (PARCEL MAP NO 37574) IS 2.20 ACRES. THIS MAP IS COMPRISED OF 3 NUMBERED PARCELS



# City of La Quinta

CITY COUNCIL MEETING: November 20, 2018

## STAFF REPORT

---

**AGENDA TITLE:** EXCUSE ABSENCE FOR PLANNING COMMISSIONER QUILL FROM THE NOVEMBER 13, 2018 PLANNING COMMISSION MEETING

---

### RECOMMENDATION

Excuse absence for Planning Commissioner Paul Quill from the November 13, 2018 Planning Commission meeting.

### EXECUTIVE SUMMARY

- Commissioner Quill requested to be excused from the November 13, 2018 Planning Commission meeting. He was out of town and returned too late to attend. Commissioner Quill has one excused absence for fiscal year 2018/19.

### FISCAL IMPACT

No meeting attendance compensation is paid to absent members.

### BACKGROUND/ANALYSIS

The Municipal Code states: "If any member of a board, commission or committee absents him/herself from two consecutive regular meetings or absents him/herself from a total of three regular meetings within any fiscal year, his/her office shall become vacant and shall be filled as any other vacancy. A board, commission or committee member may request advance permission from the city council to be absent at one or more regular meetings due to extenuating circumstances, and/or may request the city council to excuse an absence after-the-fact where such extenuating circumstances prevented the member from seeking advance permission to be absent. If such permission or excuse is granted by the city council, the absence shall not be counted toward the above-stated limitations on absences."

### ALTERNATIVES

Council may deny this request, which would result in the absence being counted toward the commissioner's limitation on absences as noted above.

Prepared by: Nichole Romane, Management Assistant

Approved by: Monika Radeva, City Clerk

[Click here to return to Agenda](#)

# City of La Quinta

CITY COUNCIL MEETING: November 20, 2018

## STAFF REPORT

**AGENDA TITLE:** RECEIVE AND FILE FIRST QUARTER 2018/19 TREASURY REPORTS FOR JULY, AUGUST, AND SEPTEMBER 2018

### RECOMMENDATION

Receive and file the first quarter 2018/19 Treasury Reports for July, August, and September 2018.

### BACKGROUND/ANALYSIS

#### Commentary and Summary of Significant Activity

The portfolio decreased \$20.04 million, from \$149.91 million at the end of June to \$129.87 million at the end of September. The decrease reflects debt service obligations (\$12.3 million) and expenditures for the Washington Street Apartments construction project (\$7.7 million). Any remaining variance reflects revenue, expenditure, and investment activities during the quarter.

Portfolio Allocations				
Investment Type	Percent of Portfolio			Max Allowed
	July	August	September	
Bank Accounts	3.45%	1.82%	0.54%	85%
Local Agency Investment Fund (LAIF) Housing	13.86%	12.39%	12.36%	(1)(2)
Local Agency Investment Fund (LAIF) City	41.62%	34.23%	38.21%	(1)
Federal Agency Coupons	14.41%	14.95%	16.69%	30%
Treasury Coupons	11.88%	12.34%	13.77%	100%
Certificates of Deposit (CD's)	11.46%	11.89%	13.28%	30%
Corporate Notes	2.31%	2.40%	2.68%	10%
Money Market Pool Accounts-CAMP (new)	0.00%	0.00%	0.77%	20%
Money Market with Fiscal Agent	0.00%	8.93%	0.52%	(2)
Managed Pool Accounts-OPEB Trust	1.01%	1.05%	1.19%	(3)
<b>Total</b>	<b>100%</b>	<b>100%</b>	<b>100%</b>	

(1) LAIF is subject to maximum dollar amount not a percentage of the portfolio  
 (2) Funds held by fiscal agent and the LAIF Housing funds are governed by bond indentures and not subject to City Investment Policy  
 (3) OPEB trust is a fiduciary account and not subject to City Investment Policy

The market continued to react to the political climate and economic news, and Staff worked with the City’s broker to capitalize on market conditions. The

fiscal year annual effective rate of return is 1.75% as of September, a 44 basis point increase over fiscal 2017/18.

	<b>Total Earnings</b>	<b>Average Days to Maturity</b>	<b>Effective Rate of Return YTD</b>
July	\$ 232,493.91	339	1.73%
August	\$ 220,502.97	340	1.78%
September	\$ 207,313.13	366	1.75%
<b>Quarter</b>	<b>\$ 660,310.01</b>	<b>348</b>	<b>1.75%</b>

During this quarter, two CDs matured for a total PAR value of \$480,000. This money, along with an additional \$499,000, was used to purchase four new investments, which are summarized in the table below and in the attached reports. The City also opened a local government investment pool account with the California Asset Management Program (CAMP) and deposited \$1,000,000.

<b>Investments by Purchase Date</b>						
<b>Issuer</b>	<b>Type</b>	<b>Par Value</b>	<b>Purchase Date</b>	<b>Coupon Rate</b>	<b>Maturity</b>	<b>YTM</b>
First National Bank of America	CD	\$ 245,000	7/20/2018	3.15	7/20/2023	3.15
Eagle Bank	CD	\$ 245,000	7/20/2018	2.85	1/20/2021	2.85
Bank of New England	CD	\$ 249,000	7/31/2018	3.25	7/31/2023	3.25
GE Credit Union	CD	\$ 240,000	8/15/2018	3.10	8/16/2021	3.10
California Asset Management Program (CAMP)	Pool	\$ 1,000,000	9/26/2018			

### Other Notes

Money market funds with the fiscal agent are bond proceeds subject to bond indentures, not the City’s investment policy. Successor Agency (SA) funds cannot be invested long-term; therefore SA funds are only invested in LAIF.

### Looking Ahead

The Treasurer follows a “buy and hold” Investment Policy, unless it is fiscally advantageous to actively trade outside of maturity dates. In the short term, the Treasurer will invest in CAMP and LAIF as needed. Longer term investments may include Government Sponsored Enterprise (agencies) securities, U.S. Treasuries, Corporate Notes, and Negotiable Certificates of Deposits. All investments recognize both immediate and long-term cash flow needs, and there is sufficient liquidity in the portfolio to meet expenditure requirements for the next six months.

### ALTERNATIVES - None

Prepared by: Rosemary Hallick, Financial Services Analyst  
 Approved by: Karla Campos, Finance Director/City Treasurer

Attachment: 1. Treasurer’s Report for July 1 to September 30, 2018



City of La Quinta

**City of La Quinta  
Portfolio Management  
Portfolio Summary  
July 31, 2018**

<b>Investments</b>	<b>Par Value</b>	<b>Market Value</b>	<b>Book Value</b>	<b>% of Portfolio</b>	<b>Term</b>	<b>Days to Maturity</b>	<b>YTM 365 Equiv.</b>
Bank Accounts	5,189,602.57	5,189,602.57	5,189,602.57	3.45	1	1	0.000
Local Agency Invstmnt Fund-Housing	20,853,317.92	20,808,848.54	20,853,317.92	13.86	1	1	1.944
Local Agency Investment Fund-City	62,617,395.42	62,524,894.47	62,617,395.42	41.62	1	1	1.944
Federal Agency Coupon Securities	21,750,000.00	21,218,555.00	21,678,425.00	14.41	1,438	981	1.878
Treasury Coupon Securities	18,000,000.00	17,533,545.00	17,882,540.00	11.88	1,190	673	1.469
Certificate of Deposits	17,240,000.00	16,975,494.14	17,240,000.00	11.46	1,442	935	2.148
Corporate Notes	3,500,000.00	3,451,690.00	3,482,700.00	2.31	824	420	1.554
Money Market with Fiscal Agent	3,033.07	3,033.07	3,033.07	0.00	1	1	0.000
Managed Pool Accounts-OPEB Trust	1,521,278.48	1,521,278.48	1,521,278.48	1.01	1	1	0.000
<b>Investments</b>	<b>150,674,627.46</b>	<b>149,226,941.27</b>	<b>150,468,292.46</b>	<b>100.00%</b>	<b>534</b>	<b>339</b>	<b>1.806</b>

<b>Total Earnings</b>	<b>July 31 Month Ending</b>	<b>Fiscal Year To Date</b>
Current Year	232,493.91	232,493.91
<b>Average Daily Balance</b>	<b>157,971,811.96</b>	<b>133,769,319.37</b>
<b>Effective Rate of Return</b>	<b>1.73%</b>	<b>0.16%</b>

I certify that this report accurately reflects all pooled investments and is in compliance with the California Government Code; and is in conformity with the City Investment Policy. As Treasurer of the City of La Quinta, I hereby certify that sufficient investment liquidity and anticipated revenues are available to meet the pools expenditure requirements for the next six months. The City of La Quinta used the Bureau of the Public Debt, U.S. Bank monthly statement, and First Empire monthly custodian reports to determine the fair market value of investments at month end.

 11/8/18  
 Karla Campos, Finance Director

Reporting period 07/01/2018-07/31/2018

Run Date: 10/26/2018 - 16:01

Portfolio CITY  
 CP  
 PM (PRF\_PM1) 7.3.0  
 Report Ver, 7.3.6.1



**City of La Quinta  
Portfolio Management  
Portfolio Summary  
July 31, 2018**

<b>Investments</b>	<b>Par Value</b>	<b>Market Value</b>	<b>Book Value</b>	<b>% of Portfolio</b>	<b>Term</b>	<b>Days to Maturity</b>	<b>YTM 365 Equiv.</b>
Bank Accounts	5,189,602.57	5,189,602.57	5,189,602.57	3.45	1	1	0.000
Local Agency Invstmnt Fund-Housing	20,853,317.92	20,808,848.54	20,853,317.92	13.86	1	1	1.944
Local Agency Investment Fund-City	62,617,395.42	62,524,894.47	62,617,395.42	41.62	1	1	1.944
Federal Agency Coupon Securities	21,750,000.00	21,218,555.00	21,678,425.00	14.41	1,438	981	1.878
Treasury Coupon Securities	18,000,000.00	17,533,545.00	17,882,540.00	11.88	1,190	673	1.469
Certificate of Deposits	17,240,000.00	16,975,494.14	17,240,000.00	11.46	1,442	935	2.148
Corporate Notes	3,500,000.00	3,451,690.00	3,482,700.00	2.31	824	420	1.554
Money Market with Fiscal Agent	3,033.07	3,033.07	3,033.07	0.00	1	1	0.000
Managed Pool Accounts-OPEB Trust	1,521,278.48	1,521,278.48	1,521,278.48	1.01	1	1	0.000
<b>Investments</b>	<b>150,674,627.46</b>	<b>149,226,941.27</b>	<b>150,468,292.46</b>	<b>100.00%</b>	<b>534</b>	<b>339</b>	<b>1.806</b>

<b>Total Earnings</b>	<b>July 31 Month Ending</b>	<b>Fiscal Year To Date</b>
Current Year	232,493.91	232,493.91
<b>Average Daily Balance</b>	<b>157,971,811.96</b>	<b>133,769,319.37</b>
<b>Effective Rate of Return</b>	<b>1.73%</b>	<b>0.16%</b>

I certify that this report accurately reflects all pooled investments and is in compliance with the California Government Code; and is in conformity with the City Investment Policy. As Treasurer of the City of La Quinta, I hereby certify that sufficient investment liquidity and anticipated revenues are available to meet the pools expenditure requirements for the next six months. The City of La Quinta used the Bureau of the Public Debt, U.S. Bank monthly statement, and First Empire monthly custodian reports to determine the fair market value of investments at month end.

Karla Campos, Finance Director

**City of La Quinta  
Portfolio Management  
Portfolio Details - Investments  
July 31, 2018**

CUSIP	Investment #	Issuer	Average Balance	Purchase Date	Par Value	Market Value	Book Value	Stated Rate	Term	Days to Maturity	YTM 365	Maturity Date
<b>Bank Accounts</b>												
SYS1059	1059	City Petty Cash		07/01/2016	3,000.00	3,000.00	3,000.00		1	1	0.000	
SYS1060	1060	First Empire Bank		07/01/2016	0.00	0.00	0.00		1	1	0.000	
SYS1062	1062	La Quinta Palms Realty		07/01/2016	229,777.45	229,777.45	229,777.45		1	1	0.000	
4159282482	1057	Wells Fargo		07/01/2016	4,956,825.12	4,956,825.12	4,956,825.12		1	1	0.000	
SYS1061	1061	Washington St Apt La Quinta		07/01/2016	0.00	0.00	0.00		1	1	0.000	
<b>Subtotal and Average</b>			<b>15,211,922.11</b>		<b>5,189,602.57</b>	<b>5,189,602.57</b>	<b>5,189,602.57</b>		<b>1</b>	<b>1</b>	<b>0.000</b>	
<b>Local Agency Investmnt Fund-Housing</b>												
25-33-005	1113	Local Agency Inv Fund		10/31/2017	20,853,317.92	20,808,848.54	20,853,317.92	1.944	1	1	1.944	
<b>Subtotal and Average</b>			<b>23,067,776.77</b>		<b>20,853,317.92</b>	<b>20,808,848.54</b>	<b>20,853,317.92</b>		<b>1</b>	<b>1</b>	<b>1.944</b>	
<b>Local Agency Investment Fund-City</b>												
98-33-434	1055	Local Agency Inv Fund			62,617,395.42	62,524,894.47	62,617,395.42	1.944	1	1	1.944	
<b>Subtotal and Average</b>			<b>58,333,139.23</b>		<b>62,617,395.42</b>	<b>62,524,894.47</b>	<b>62,617,395.42</b>		<b>1</b>	<b>1</b>	<b>1.944</b>	
<b>Federal Agency Coupon Securities</b>												
3133EGLC7	1092	Federal Farm Credit Bank		07/10/2017	1,000,000.00	985,930.00	992,600.00	1.080	732	345	1.456	07/12/2019
3133EHWM1	1105	Federal Farm Credit Bank		11/09/2017	1,000,000.00	964,970.00	992,200.00	1.700	1,392	1,127	1.913	09/01/2021
3133EGFU4	1141	Federal Farm Credit Bank		05/31/2018	500,000.00	494,335.00	494,750.00	1.210	385	323	2.224	06/20/2019
3133EHJA2	1142	Federal Farm Credit Bank		05/31/2018	500,000.00	490,395.00	491,750.00	1.550	708	646	2.427	05/08/2020
3130A7QZ1	1053	Federal Home Loan Bank		04/28/2016	2,500,000.00	2,397,700.00	2,491,250.00	1.350	1,826	1,001	1.423	04/28/2021
3130A9UQ2	1064	Federal Home Loan Bank		10/26/2016	2,500,000.00	2,421,325.00	2,500,000.00	1.375	1,461	817	1.375	10/26/2020
3130A66T9	1104	Federal Home Loan Bank		11/09/2017	1,000,000.00	976,790.00	996,800.00	1.625	1,037	772	1.741	09/11/2020
3130ADMF6	1121	Federal Home Loan Bank		04/02/2018	1,000,000.00	993,850.00	999,000.00	2.375	1,793	1,672	3.111	02/28/2023
3134G8Y37	1054	Federal Home Loan Mtg Corp		04/28/2016	2,500,000.00	2,453,200.00	2,500,000.00	1.500	1,826	1,001	1.400	04/28/2021
3134GBAE2	1073	Federal Home Loan Mtg Corp		03/29/2017	2,000,000.00	1,932,700.00	1,990,000.00	2.000	1,826	1,336	2.106	03/29/2022
3134GBXF4	1084	Federal Home Loan Mtg Corp		07/06/2017	1,000,000.00	967,760.00	999,500.00	2.000	1,637	1,246	2.012	12/29/2021
3134GBWG3	1090	Federal Home Loan Mtg Corp		07/27/2017	1,000,000.00	966,610.00	1,000,000.00	2.150	1,826	1,456	2.150	07/27/2022
3134GSCD5	1116	Federal Home Loan Mtg Corp		01/30/2018	1,000,000.00	980,410.00	1,000,000.00	2.550	1,826	1,643	2.550	01/30/2023
3134GSCQ6	1122	Federal Home Loan Mtg Corp		04/02/2018	750,000.00	737,250.00	746,625.00	2.750	1,788	1,667	2.849	02/23/2023
3137EADZ9	1129	Federal Home Loan Mtg Corp		05/10/2018	500,000.00	495,700.00	495,250.00	1.125	340	257	2.161	04/15/2019
3135G0S53	1072	Federal National Mtg Assn		03/27/2017	2,000,000.00	1,971,720.00	2,000,000.00	1.700	1,036	544	1.700	01/27/2020
3135G0ZG1	1139	Federal National Mtg Assn		05/31/2018	500,000.00	495,760.00	496,700.00	1.750	469	407	2.275	09/12/2019
3135G0N33	1140	Federal National Mtg Assn		05/31/2018	500,000.00	492,150.00	492,000.00	0.875	428	366	2.269	08/02/2019
<b>Subtotal and Average</b>			<b>21,678,425.00</b>		<b>21,750,000.00</b>	<b>21,218,555.00</b>	<b>21,678,425.00</b>		<b>1,438</b>	<b>981</b>	<b>1.878</b>	

**City of La Quinta  
Portfolio Management  
Portfolio Details - Investments  
July 31, 2018**

CUSIP	Investment #	Issuer	Average Balance	Purchase Date	Par Value	Market Value	Book Value	Stated Rate	Term	Days to Maturity	YTM 365	Maturity Date
<b>Treasury Coupon Securities</b>												
912828S27	1045	U.S. Treasury		07/18/2016	5,000,000.00	4,771,700.00	5,000,000.00	1.125	1,808	1,064	1.125	06/30/2021
912828L81	1063	U.S. Treasury		10/24/2016	2,500,000.00	2,494,175.00	2,502,250.00	0.875	721	75	0.829	10/15/2018
912828J84	1068	U.S. Treasury		03/20/2017	2,500,000.00	2,448,925.00	2,483,250.00	1.375	1,107	608	1.602	03/31/2020
912828U73	1069	U.S. Treasury		03/20/2017	2,500,000.00	2,459,775.00	2,490,750.00	1.375	1,000	501	1.513	12/15/2019
912828T67	1070	U.S. Treasury		03/27/2017	2,000,000.00	1,904,920.00	1,942,800.00	1.250	1,679	1,187	1.903	10/31/2021
912828M64	1103	U.S. Treasury		11/09/2017	500,000.00	498,835.00	498,840.00	1.250	371	106	1.481	11/15/2018
912828Q2	1117	U.S. Treasury		01/22/2018	1,000,000.00	976,760.00	985,800.00	1.500	936	745	2.071	08/15/2020
912828WV0	1130	U.S. Treasury		05/10/2018	1,000,000.00	992,730.00	992,600.00	1.500	386	303	2.211	05/31/2019
912828A34	1131	U.S. Treasury		05/10/2018	500,000.00	498,635.00	498,000.00	1.250	204	121	1.974	11/30/2018
912828VA5	1138	U.S. Treasury		05/31/2018	500,000.00	487,090.00	488,250.00	1.125	700	638	2.387	04/30/2020
<b>Subtotal and Average</b>			<b>17,882,540.00</b>		<b>18,000,000.00</b>	<b>17,533,545.00</b>	<b>17,882,540.00</b>		<b>1,190</b>	<b>673</b>	<b>1.469</b>	
<b>Certificate of Deposits</b>												
31938QH72	1019	First Business Bank		05/20/2014	240,000.00	239,066.40	240,000.00	1.750	1,826	292	1.751	05/20/2019
320165HX4	1091	First Farmers Bank & Trust Co.		07/21/2017	240,000.00	237,309.60	240,000.00	1.650	853	477	1.653	11/21/2019
32082BDF3	1020	First Merchants Bank		04/30/2014	240,000.00	239,892.00	240,000.00	1.500	1,644	90	1.501	10/30/2018
32110YLK9	1147	First National Bank of America		07/20/2018	245,000.00	243,316.85	245,000.00	3.150	1,826	1,814	3.152	07/20/2023
33715LBJ8	1124	First Tech Federal Credit Unio		04/18/2018	245,000.00	244,272.35	245,000.00	2.700	915	810	2.623	10/19/2020
88413QBY3	1112	Third Federal Savings and Loan		01/30/2018	245,000.00	240,398.90	245,000.00	2.500	1,462	1,279	2.502	01/31/2022
01748DBE5	1143	Allegiance Bank		06/13/2018	245,000.00	244,794.20	245,000.00	3.100	1,461	1,412	3.102	06/13/2022
01859BAA3	1095	Alliance Credit Union		10/13/2017	245,000.00	236,138.35	245,000.00	2.250	1,826	1,534	2.251	10/13/2022
02006LWX7	1001	Ally Bank Midvale		12/24/2015	240,000.00	239,628.00	240,000.00	1.700	1,096	145	1.702	12/24/2018
02587DP85	1077	Amex Centurion		04/19/2017	240,000.00	234,787.20	240,000.00	2.250	1,461	992	2.252	04/19/2021
02587CFU9	1096	American Express Fed Savings B		08/29/2017	240,000.00	231,033.60	240,000.00	2.400	1,826	1,489	2.402	08/29/2022
034577AH9	1119	Aneca Federal Credit Union		03/22/2018	245,000.00	240,310.70	245,000.00	2.800	1,826	1,694	2.802	03/22/2023
06740KLJ4	1097	Barclays Bank		10/25/2017	240,000.00	231,676.80	240,000.00	2.300	1,826	1,546	2.291	10/25/2022
080515CD9	1102	Belmont Savings Bank		11/21/2017	245,000.00	237,757.80	245,000.00	2.100	1,462	1,209	2.101	11/22/2021
05580AGK4	1067	BMW Bank		02/24/2017	240,000.00	232,932.00	240,000.00	2.200	1,826	1,303	2.201	02/24/2022
06610RAP4	1086	Bankers Bank		07/14/2017	240,000.00	233,832.00	240,000.00	1.800	1,280	897	1.804	01/14/2021
14042RGD7	1082	Capital One Natl Assn FDIC4297		06/07/2017	240,000.00	235,334.40	240,000.00	2.250	1,461	1,041	2.252	06/07/2021
140420RX0	1006	Capital One USA FDIC33954		06/10/2015	245,000.00	241,496.50	245,000.00	1.900	1,827	679	1.902	06/10/2020
20033APG5	1009	Comenity Capital Bank		02/22/2016	240,000.00	232,862.40	240,000.00	1.700	1,827	936	1.702	02/22/2021
17284CKN3	1008	CIT Bank UT		08/14/2013	240,000.00	240,007.20	240,000.00	1.900	1,826	13	1.901	08/14/2018
17312QJ26	1123	Citibank NA		04/11/2018	245,000.00	241,227.00	245,000.00	2.900	1,826	1,714	2.902	04/11/2023
17801DDT0	1132	City National Bank of Florida		05/24/2018	240,000.00	239,896.80	240,000.00	2.200	365	296	2.200	05/24/2019
15523RBJ4	1085	Central State Bank		07/14/2017	240,000.00	232,310.40	240,000.00	1.850	1,461	1,078	1.851	07/14/2021



**City of La Quinta  
Portfolio Management  
Portfolio Details - Investments  
July 31, 2018**

CUSIP	Investment #	Issuer	Average Balance	Purchase Date	Par Value	Market Value	Book Value	Stated Rate	Term	Days to Maturity	YTM 365	Maturity Date
<b>Certificate of Deposits</b>												
20786ABD6	1011	Connect One		06/05/2015	248,000.00	246,685.60	248,000.00	1.500	1,461	308	1.501	06/05/2019
22766ACB9	1106	CrossFirst Bank		11/20/2017	245,000.00	235,249.00	245,000.00	2.200	1,824	1,570	2.201	11/18/2022
2546722U1	1066	Discover Bank Greenwood DE CF		02/01/2017	240,000.00	233,522.40	240,000.00	2.250	1,826	1,280	2.251	02/01/2022
259744DS6	1093	Douglas National Bank		07/19/2017	240,000.00	236,745.60	240,000.00	1.650	916	538	1.655	01/21/2020
27002YDV5	1146	Eagle Bank		07/20/2018	245,000.00	244,774.60	245,000.00	2.850	915	903	2.858	01/20/2021
29278TAY6	1125	EnerBank USA		04/30/2018	240,000.00	236,700.00	240,000.00	2.950	1,824	1,731	2.952	04/28/2023
29367QCP1	1107	Enterprise Bank, NA		11/28/2017	245,000.00	234,658.55	245,000.00	2.150	1,826	1,580	2.151	11/28/2022
294209AQ4	1016	Ephrata Bank		04/30/2014	240,000.00	239,659.20	240,000.00	1.650	1,826	272	1.651	04/30/2019
29976DXX3	1017	EverBank		06/05/2015	248,000.00	243,392.16	248,000.00	1.700	1,827	674	1.702	06/05/2020
307814DC4	1018	Farmers & Merch		06/05/2015	248,000.00	246,968.32	248,000.00	1.250	1,341	188	1.252	02/05/2019
30960QAG2	1126	Farmers Insurance Group FCU		04/30/2018	240,000.00	237,420.00	240,000.00	2.800	1,460	1,367	2.802	04/29/2022
35638BAA9	1111	Freedom Credit Union		12/22/2017	245,000.00	240,352.35	245,000.00	2.050	1,096	874	2.052	12/22/2020
402194EB6	1024	Gulf Coast Bank		05/19/2014	240,000.00	239,071.20	240,000.00	1.750	1,827	292	1.724	05/20/2019
38148PJK4	1078	Goldman Sachs		04/26/2017	240,000.00	234,079.20	240,000.00	2.400	1,826	1,364	2.401	04/26/2022
319141GT8	1094	First Bank of Highland		07/13/2017	240,000.00	235,332.00	240,000.00	1.750	1,096	712	1.752	07/13/2020
40434YLE5	1088	HSBC Bank USA, National Associ		07/14/2017	240,000.00	232,600.80	240,000.00	2.300	1,826	1,443	2.301	07/14/2022
472376AC6	1100	Jefferson Bank & Trust		11/09/2017	245,000.00	240,923.20	245,000.00	1.750	915	650	1.751	05/12/2020
50116CBE8	1101	Kansas State Bank		11/17/2017	245,000.00	236,135.90	245,000.00	2.100	1,642	1,385	2.099	05/17/2022
499724AB8	1110	Knoxville TVA Credit Union		12/29/2017	245,000.00	236,848.85	245,000.00	2.400	1,826	1,611	2.401	12/29/2022
58740XZL7	1087	Mercantile Bank of Michigan		07/07/2017	240,000.00	235,399.20	240,000.00	1.750	1,096	706	1.752	07/07/2020
59101LDR5	1133	Metabank Sioux Falls		05/15/2018	245,000.00	244,928.95	245,000.00	2.050	290	212	2.057	03/01/2019
063615AVO	1002	Bank Midwest		06/12/2015	248,000.00	243,077.20	248,000.00	1.650	1,827	681	1.652	06/12/2020
61747MA92	1109	Morgan Stanley Bank		11/16/2017	245,000.00	242,748.45	245,000.00	1.800	732	474	1.800	11/18/2019
619165GE7	1030	Morton Community		06/12/2015	248,000.00	247,481.68	248,000.00	1.250	1,279	133	1.251	12/12/2018
61760AEP0	1108	Morgan Stanley Private Bk, NA		11/16/2017	245,000.00	242,591.65	245,000.00	1.750	732	474	1.750	11/18/2019
62384RAC0	1099	Mountain America Federal CU		11/08/2017	245,000.00	236,334.35	245,000.00	2.300	1,826	1,560	2.301	11/08/2022
666613GV0	1127	Northpointe Bank		04/26/2018	240,000.00	237,571.20	240,000.00	2.700	1,279	1,182	2.703	10/26/2021
06426KAN8	1151	Bank of New England		07/31/2018	249,000.00	248,370.03	249,000.00	3.250	1,826	1,825	3.252	07/31/2023
649447RL5	1137	New York Community Bank		05/25/2018	245,000.00	244,926.50	245,000.00	2.050	276	208	2.050	02/25/2019
677721CN0	1089	The Ohio Valley Bank		07/19/2017	240,000.00	230,822.40	240,000.00	1.900	1,645	1,267	1.903	01/19/2022
69324MAD7	1149	PCSB Bank		06/08/2018	245,000.00	243,929.35	245,000.00	3.000	1,461	1,407	3.002	06/08/2022
704692AL6	1031	Peapack-Gladstone Bank		05/28/2014	240,000.00	239,500.80	240,000.00	1.800	1,826	300	1.801	05/28/2019
74267GVG9	1032	PrivateBank & Trust		05/26/2016	240,000.00	231,208.80	240,000.00	1.500	1,826	1,029	1.501	05/26/2021
74934YAH4	1144	RCB Bank		06/20/2018	245,000.00	243,488.35	245,000.00	3.150	1,826	1,784	3.152	06/20/2023
319267GC8	1081	First Bank Richmond		06/21/2017	245,000.00	239,205.75	245,000.00	1.800	1,251	845	1.802	11/23/2020
76951DAL4	1034	Riverwood		06/05/2015	248,000.00	246,068.08	248,000.00	1.400	1,553	400	1.402	09/05/2019

**City of La Quinta  
Portfolio Management  
Portfolio Details - Investments  
July 31, 2018**

CUSIP	Investment #	Issuer	Average Balance	Purchase Date	Par Value	Market Value	Book Value	Stated Rate	Term	Days to Maturity	YTM 365	Maturity Date
<b>Certificate of Deposits</b>												
795450A70	1083	Sallie Mae Bank Salt Lake City		06/21/2017	240,000.00	233,215.20	240,000.00	2.350	1,826	1,420	2.351	06/21/2022
83427LAX2	1035	Solomon State		06/04/2015	248,000.00	246,695.52	248,000.00	1.400	1,461	307	1.401	06/04/2019
857894TC3	1076	Stearnes Bank, N.A.		04/21/2017	240,000.00	235,610.40	240,000.00	1.600	1,096	629	1.588	04/21/2020
87164XQV1	1080	Synchrony Bank Retail		06/02/2017	240,000.00	233,798.40	240,000.00	2.400	1,826	1,401	2.401	06/02/2022
89214PBL2	1128	Towne Bank		04/30/2018	240,000.00	239,092.80	240,000.00	2.800	1,096	1,003	2.800	04/30/2021
89269CBX9	1148	Traditions Bank		06/08/2018	245,000.00	243,654.95	245,000.00	3.000	1,522	1,468	3.002	08/08/2022
90521AQW1	1136	Union BankNA		05/16/2018	240,000.00	239,932.80	240,000.00	2.200	365	288	2.200	05/16/2019
91330ABN6	1120	Unity Bank		03/16/2018	245,000.00	242,716.60	245,000.00	2.550	1,096	958	2.552	03/16/2021
91435LAG2	1134	University of Iowa Comm. CU		05/14/2018	240,000.00	237,655.20	240,000.00	3.050	1,827	1,748	3.052	05/15/2023
94768NJQ8	1042	Webster Bank		04/23/2014	240,000.00	239,673.60	240,000.00	1.800	1,826	265	1.801	04/23/2019
9497483N5	1043	Wells Fargo		02/26/2016	240,000.00	239,378.40	240,000.00	1.200	1,096	209	1.201	02/26/2019
92937CHG6	1145	Wex Bank		06/13/2018	245,000.00	245,017.15	245,000.00	2.750	733	684	2.754	06/15/2020
<b>Subtotal and Average</b>			<b>16,791,000.00</b>		<b>17,240,000.00</b>	<b>16,975,494.14</b>	<b>17,240,000.00</b>		<b>1,442</b>	<b>935</b>	<b>2.148</b>	
<b>Corporate Notes</b>												
037833CC2	1079	Apple Inc		06/12/2017	500,000.00	479,535.00	493,050.00	1.550	1,514	1,099	1.900	08/04/2021
478160BR4	1075	Johnson and Johnson Corp		03/29/2017	2,000,000.00	1,985,380.00	1,993,200.00	1.125	702	212	1.305	03/01/2019
594918BV5	1118	Microsoft Corporation		01/22/2018	500,000.00	493,715.00	497,700.00	1.850	745	554	2.081	02/06/2020
89236TDH5	1098	Toyota Motor Credit Corp		11/07/2017	500,000.00	493,060.00	498,750.00	1.550	710	443	1.681	10/18/2019
<b>Subtotal and Average</b>			<b>3,482,700.00</b>		<b>3,500,000.00</b>	<b>3,451,690.00</b>	<b>3,482,700.00</b>		<b>824</b>	<b>420</b>	<b>1.554</b>	
<b>Money Market with Fiscal Agent</b>												
SYS1058	1058	US Bank		07/01/2016	3,033.07	3,033.07	3,033.07		1	1	0.000	
<b>Subtotal and Average</b>			<b>3,030.38</b>		<b>3,033.07</b>	<b>3,033.07</b>	<b>3,033.07</b>		<b>1</b>	<b>1</b>	<b>0.000</b>	
<b>Managed Pool Accounts-OPEB Trust</b>												
SYS1114	1114	CalPERS CERBT Plan		12/18/2017	1,521,278.48	1,521,278.48	1,521,278.48		1	1	0.000	
<b>Subtotal and Average</b>			<b>1,521,278.48</b>		<b>1,521,278.48</b>	<b>1,521,278.48</b>	<b>1,521,278.48</b>		<b>1</b>	<b>1</b>	<b>0.000</b>	
<b>Total and Average</b>			<b>157,971,811.96</b>		<b>150,674,627.46</b>	<b>149,226,941.27</b>	<b>150,468,292.46</b>		<b>534</b>	<b>339</b>	<b>1.806</b>	



**City of La Quinta  
Total Earnings  
Sorted by Fund - Fund  
July 1, 2018 - July 31, 2018**

CUSIP	Investment #	Fund	Issuer	Ending Par Value	Beginning Book Value	Ending Book Value	Current Rate	Annualized Yield	Adjusted Interest Earnings			
									Interest Earned	Amortization/ Accretion	Realized Gain/Loss	Adjusted Interest Earnings
<b>Fund: General Fund</b>												
3135G0S53	1072	101	FNMA	2,000,000.00	2,000,000.00	2,000,000.00	1.700	1.668	2,833.34	0.00	0.00	2,833.34
3135G0N33	1140	101	FNMA	500,000.00	492,000.00	492,000.00	0.875	0.873	364.59	0.00	0.00	364.59
3135G0ZG1	1139	101	FNMA	500,000.00	496,700.00	496,700.00	1.750	1.728	729.16	0.00	0.00	729.16
3134GSCQ6	1122	101	FHLMC	750,000.00	746,625.00	746,625.00	2.750	2.710	1,718.75	0.00	0.00	1,718.75
3137EADZ9	1129	101	FHLMC	500,000.00	495,250.00	495,250.00	1.125	1.114	468.75	0.00	0.00	468.75
3134G8Y37	1054	101	FHLMC	2,500,000.00	2,500,000.00	2,500,000.00	1.500	1.472	3,125.00	0.00	0.00	3,125.00
3134GBWG3	1090	101	FHLMC	1,000,000.00	1,000,000.00	1,000,000.00	2.150	2.110	1,791.67	0.00	0.00	1,791.67
3134GSCD5	1116	101	FHLMC	1,000,000.00	1,000,000.00	1,000,000.00	2.550	2.502	2,125.00	0.00	0.00	2,125.00
3134GBXF4	1084	101	FHLMC	1,000,000.00	999,500.00	999,500.00	2.000	1.963	1,666.66	0.00	0.00	1,666.66
3134GBAE2	1073	101	FHLMC	2,000,000.00	1,990,000.00	1,990,000.00	2.000	1.972	3,333.34	0.00	0.00	3,333.34
3133EHJA2	1142	101	FFCB	500,000.00	491,750.00	491,750.00	1.550	1.546	645.84	0.00	0.00	645.84
3133EGFU4	1141	101	FFCB	500,000.00	494,750.00	494,750.00	1.210	1.200	504.17	0.00	0.00	504.17
3133EGLC7	1092	101	FFCB	1,000,000.00	992,600.00	992,600.00	1.080	1.068	900.00	0.00	0.00	900.00
3133EHWM1	1105	101	FFCB	1,000,000.00	992,200.00	992,200.00	1.700	1.681	1,416.66	0.00	0.00	1,416.66
3130A9UQ2	1064	101	FHLB	2,500,000.00	2,500,000.00	2,500,000.00	1.375	1.349	2,864.58	0.00	0.00	2,864.58
3130A7QZ1	1053	101	FHLB	2,500,000.00	2,491,250.00	2,491,250.00	1.350	1.329	2,812.50	0.00	0.00	2,812.50
3130A66T9	1104	101	FHLB	1,000,000.00	996,800.00	996,800.00	1.625	1.600	1,354.16	0.00	0.00	1,354.16
3130ADMf6	1121	101	FHLB	1,000,000.00	999,000.00	999,000.00	2.375	2.333	1,979.17	0.00	0.00	1,979.17
912828A34	1131	101	USTR	500,000.00	498,000.00	498,000.00	1.250	1.252	529.37	0.00	0.00	529.37
912828L81	1063	101	USTR	2,500,000.00	2,502,250.00	2,502,250.00	0.875	0.872	1,852.80	0.00	0.00	1,852.80
912828J84	1068	101	USTR	2,500,000.00	2,483,250.00	2,483,250.00	1.375	1.380	2,911.54	0.00	0.00	2,911.54
912828VA5	1138	101	USTR	500,000.00	488,250.00	488,250.00	1.125	1.143	473.85	0.00	0.00	473.85
912828U73	1069	101	USTR	2,500,000.00	2,490,750.00	2,490,750.00	1.375	1.376	2,911.55	0.00	0.00	2,911.55
912828WL0	1130	101	USTR	1,000,000.00	992,600.00	992,600.00	1.500	1.507	1,270.49	0.00	0.00	1,270.49
912828T67	1070	101	USTR	2,000,000.00	1,942,800.00	1,942,800.00	1.250	1.276	2,105.97	0.00	0.00	2,105.97
912828S27	1045	101	USTR	5,000,000.00	5,000,000.00	5,000,000.00	1.125	1.116	4,738.45	0.00	0.00	4,738.45
912828Q2	1117	101	USTR	1,000,000.00	985,800.00	985,800.00	1.500	1.534	1,284.53	0.00	0.00	1,284.53
912828M64	1103	101	USTR	500,000.00	498,840.00	498,840.00	1.250	1.243	526.50	0.00	0.00	526.50
9497483N5	1043	101	WELLS	240,000.00	240,000.00	240,000.00	1.200	1.200	244.60	0.00	0.00	244.60
4159282482	1057	101	WELLS	4,956,825.12	15,172,389.62	4,956,825.12			0.01	0.00	0.00	0.01

City of La Quinta  
 Total Earnings  
 July 1, 2018 - July 31, 2018

CUSIP	Investment #	Fund	Issuer	Ending Par Value	Beginning Book Value	Ending Book Value	Current Rate	Annualized Yield	Adjusted Interest Earnings			
									Interest Earned	Amortization/ Accretion	Realized Gain/Loss	Adjusted Interest Earnings
<b>Fund: General Fund</b>												
38148PJK4	1078	101	GLDMAN	240,000.00	240,000.00	240,000.00	2.400	2.400	489.21	0.00	0.00	489.21
02587DP85	1077	101	AMEX	240,000.00	240,000.00	240,000.00	2.250	2.250	458.63	0.00	0.00	458.63
17284CKN3	1008	101	CITI	240,000.00	240,000.00	240,000.00	1.900	1.900	387.29	0.00	0.00	387.29
94768NJQ8	1042	101	WEB	240,000.00	240,000.00	240,000.00	1.800	1.800	366.91	0.00	0.00	366.91
05580AGK4	1067	101	BMW	240,000.00	240,000.00	240,000.00	2.200	2.200	448.44	0.00	0.00	448.44
06740KLJ4	1097	101	BARCLY	240,000.00	240,000.00	240,000.00	2.300	2.300	468.82	0.00	0.00	468.82
88413QBY3	1112	101	3RD	245,000.00	245,000.00	245,000.00	2.500	2.500	520.21	0.00	0.00	520.21
32082BDF3	1020	101	1STMER	240,000.00	240,000.00	240,000.00	1.500	1.500	305.75	0.00	0.00	305.75
294209AQ4	1016	101	EPHRAT	240,000.00	240,000.00	240,000.00	1.650	1.650	336.33	0.00	0.00	336.33
75874TAH4	1033	101	REGAL	0.00	240,000.00	0.00	1.400	1.400	138.08	0.00	0.00	138.08
31938QH72	1019	101	1STBUS	240,000.00	240,000.00	240,000.00	1.750	1.750	356.72	0.00	0.00	356.72
402194EB6	1024	101	GCB	240,000.00	240,000.00	240,000.00	1.750	1.750	356.71	0.00	0.00	356.71
704692AL6	1031	101	PEAPAC	240,000.00	240,000.00	240,000.00	1.800	1.800	366.90	0.00	0.00	366.90
89214PBL2	1128	101	TOWNE	240,000.00	240,000.00	240,000.00	2.800	2.792	569.18	0.00	0.00	569.18
619165GE7	1030	101	MORTN	248,000.00	248,000.00	248,000.00	1.250	1.250	263.29	0.00	0.00	263.29
307814DC4	1018	101	FARMER	248,000.00	248,000.00	248,000.00	1.250	1.250	263.28	0.00	0.00	263.28
83427LAX2	1035	101	SOLOM	248,000.00	248,000.00	248,000.00	1.400	1.400	294.88	0.00	0.00	294.88
20786ABD6	1011	101	CONNEC	248,000.00	248,000.00	248,000.00	1.500	1.500	315.94	0.00	0.00	315.94
76951DAL4	1034	101	RVRW	248,000.00	248,000.00	248,000.00	1.400	1.400	294.89	0.00	0.00	294.89
29976DXX3	1017	101	EVRBA	248,000.00	248,000.00	248,000.00	1.700	1.700	358.07	0.00	0.00	358.07
140420RX0	1006	101	CAPONE	245,000.00	245,000.00	245,000.00	1.900	1.900	395.35	0.00	0.00	395.35
063615AVO	1002	101	MIDWES	248,000.00	248,000.00	248,000.00	1.650	1.650	347.54	0.00	0.00	347.54
02006LWX7	1001	101	ALLY	240,000.00	240,000.00	240,000.00	1.700	1.700	346.52	0.00	0.00	346.52
20033APG5	1009	101	CCBA	240,000.00	240,000.00	240,000.00	1.700	1.700	346.52	0.00	0.00	346.52
74267GVG9	1032	101	PRVTBA	240,000.00	240,000.00	240,000.00	1.500	1.500	305.75	0.00	0.00	305.75
98-33-434	1055	101	LAIF	62,617,395.42	49,383,066.92	62,617,395.42	1.944	2.157	106,862.39	0.00	0.00	106,862.39
2546722U1	1066	101	DISCOV	240,000.00	240,000.00	240,000.00	2.250	2.250	458.63	0.00	0.00	458.63
478160BR4	1075	101	J&J	2,000,000.00	1,993,200.00	1,993,200.00	1.125	1.108	1,875.00	0.00	0.00	1,875.00
857894TC3	1076	101	STRNS	240,000.00	240,000.00	240,000.00	1.600	1.600	326.14	0.00	0.00	326.14
037833CC2	1079	101	APPL	500,000.00	493,050.00	493,050.00	1.550	1.542	645.84	0.00	0.00	645.84
87164XQV1	1080	101	SYNCHR	240,000.00	240,000.00	240,000.00	2.400	2.400	489.21	0.00	0.00	489.21
319267GC8	1081	101	RICHMN	245,000.00	245,000.00	245,000.00	1.800	1.800	374.55	0.00	0.00	374.55
14042RGD7	1082	101	CAP1NA	240,000.00	240,000.00	240,000.00	2.250	2.250	458.63	0.00	0.00	458.63
795450A70	1083	101	SALMAE	240,000.00	240,000.00	240,000.00	2.350	2.350	479.01	0.00	0.00	479.01
15523RBJ4	1085	101	CNTRL	240,000.00	240,000.00	240,000.00	1.850	1.850	377.10	0.00	0.00	377.10
06610RAP4	1086	101	BNKRS	240,000.00	240,000.00	240,000.00	1.800	1.800	366.90	0.00	0.00	366.90
58740XZL7	1087	101	MERCTL	240,000.00	240,000.00	240,000.00	1.750	1.750	356.71	0.00	0.00	356.71

City of La Quinta  
 Total Earnings  
 July 1, 2018 - July 31, 2018

CUSIP	Investment #	Fund	Issuer	Ending Par Value	Beginning Book Value	Ending Book Value	Current Rate	Annualized Yield	Adjusted Interest Earnings			Adjusted Interest Earnings
									Interest Earned	Amortization/ Accretion	Realized Gain/Loss	
<b>Fund: General Fund</b>												
40434YLE5	1088	101	HSBC	240,000.00	240,000.00	240,000.00	2.300	2.300	468.82	0.00	0.00	468.82
677721CN0	1089	101	OHVAL	240,000.00	240,000.00	240,000.00	1.900	1.900	387.29	0.00	0.00	387.29
320165HX4	1091	101	1STFRM	240,000.00	240,000.00	240,000.00	1.650	1.650	336.33	0.00	0.00	336.33
259744DS6	1093	101	DOUGLS	240,000.00	240,000.00	240,000.00	1.650	1.650	336.33	0.00	0.00	336.33
319141GT8	1094	101	HIGHLD	240,000.00	240,000.00	240,000.00	1.750	1.750	356.71	0.00	0.00	356.71
01859BAA3	1095	101	ALLIAN	245,000.00	245,000.00	245,000.00	2.250	2.250	468.18	0.00	0.00	468.18
02587CFU9	1096	101	AMFSB	240,000.00	240,000.00	240,000.00	2.400	2.400	489.21	0.00	0.00	489.21
89236TDH5	1098	101	TOYOTA	500,000.00	498,750.00	498,750.00	1.550	1.525	645.83	0.00	0.00	645.83
62384RAC0	1099	101	MTNAMR	245,000.00	245,000.00	245,000.00	2.300	2.300	478.58	0.00	0.00	478.58
472376AC6	1100	101	JFFRSN	245,000.00	245,000.00	245,000.00	1.750	1.750	364.14	0.00	0.00	364.14
50116CBE8	1101	101	KANSAS	245,000.00	245,000.00	245,000.00	2.100	2.100	436.97	0.00	0.00	436.97
080515CD9	1102	101	BELMNT	245,000.00	245,000.00	245,000.00	2.100	2.100	436.97	0.00	0.00	436.97
22766ACB9	1106	101	CRS1ST	245,000.00	245,000.00	245,000.00	2.200	2.200	457.78	0.00	0.00	457.78
29367QCP1	1107	101	ENTRPR	245,000.00	245,000.00	245,000.00	2.150	2.150	447.38	0.00	0.00	447.38
61760AEP0	1108	101	MSPRIV	245,000.00	245,000.00	245,000.00	1.750	1.750	364.15	0.00	0.00	364.15
61747MA92	1109	101	MORGST	245,000.00	245,000.00	245,000.00	1.800	1.800	374.55	0.00	0.00	374.55
499724AB8	1110	101	KNOX	245,000.00	245,000.00	245,000.00	2.400	2.400	499.40	0.00	0.00	499.40
35638BAA9	1111	101	FREECU	245,000.00	245,000.00	245,000.00	2.050	2.050	426.57	0.00	0.00	426.57
SYS1059	1059	101	CITYPC	3,000.00	3,000.00	3,000.00			0.00	0.00	0.00	0.00
SYS1114	1114	101	CALPRS	1,521,278.48	0.00	1,521,278.48			0.00	0.00	0.00	0.00
594918BV5	1118	101	MCRSFT	500,000.00	497,700.00	497,700.00	1.850	1.824	770.84	0.00	0.00	770.84
034577AH9	1119	101	ANECA	245,000.00	245,000.00	245,000.00	2.800	2.800	582.63	0.00	0.00	582.63
91330ABN6	1120	101	UNITY	245,000.00	245,000.00	245,000.00	2.550	2.550	530.61	0.00	0.00	530.61
17312QJ26	1123	101	CITINA	245,000.00	245,000.00	245,000.00	2.900	2.900	603.43	0.00	0.00	603.43
33715LBJ8	1124	101	1STTCH	245,000.00	245,000.00	245,000.00	2.700	2.700	561.82	0.00	0.00	561.82
29278TAY6	1125	101	ENER	240,000.00	240,000.00	240,000.00	2.950	2.950	601.32	0.00	0.00	601.32
30960QAG2	1126	101	FARMIG	240,000.00	240,000.00	240,000.00	2.800	2.800	570.74	0.00	0.00	570.74
666613GV0	1127	101	NORPNT	240,000.00	240,000.00	240,000.00	2.700	2.700	550.36	0.00	0.00	550.36
17801DDT0	1132	101	CNBF	240,000.00	240,000.00	240,000.00	2.200	2.200	448.44	0.00	0.00	448.44
59101LDR5	1133	101	METASF	245,000.00	245,000.00	245,000.00	2.050	2.050	426.57	0.00	0.00	426.57
91435LAG2	1134	101	UOFICU	240,000.00	240,000.00	240,000.00	3.050	3.050	621.69	0.00	0.00	621.69
649447RL5	1137	101	NYCMBK	245,000.00	245,000.00	245,000.00	2.050	2.050	426.57	0.00	0.00	426.57
90521AQW1	1136	101	UNION	240,000.00	240,000.00	240,000.00	2.200	2.200	448.44	0.00	0.00	448.44
01748DBE5	1143	101	ALLGNC	245,000.00	245,000.00	245,000.00	3.100	3.100	645.05	0.00	0.00	645.05
74934YAH4	1144	101	RCB	245,000.00	245,000.00	245,000.00	3.150	3.150	655.46	0.00	0.00	655.46
92937CHG6	1145	101	WEX	245,000.00	245,000.00	245,000.00	2.750	2.750	572.23	0.00	0.00	572.23
27002YDV5	1146	101	EAGLE	245,000.00	0.00	245,000.00	2.850	2.850	210.43	0.00	0.00	210.43

City of La Quinta  
 Total Earnings  
 July 1, 2018 - July 31, 2018

CUSIP	Investment #	Fund	Issuer	Ending Par Value	Beginning Book Value	Ending Book Value	Current Rate	Annualized Yield	Adjusted Interest Earnings			Adjusted Interest Earnings
									Interest Earned	Amortization/ Accretion	Realized Gain/Loss	
<b>Fund: General Fund</b>												
32110YLK9	1147	101	1STNBA	245,000.00	0.00	245,000.00	3.150	3.150	232.58	0.00	0.00	232.58
89269CBX9	1148	101	TRAD	245,000.00	245,000.00	245,000.00	3.000	3.000	624.25	0.00	0.00	624.25
69324MAD7	1149	101	PCSB	245,000.00	245,000.00	245,000.00	3.000	3.000	624.25	0.00	0.00	624.25
06426KAN8	1151	101	NWENGL	249,000.00	0.00	249,000.00	3.250		0.00	0.00	0.00	0.00
<b>Subtotal</b>				<b>129,588,499.02</b>	<b>124,343,121.54</b>	<b>129,382,164.02</b>		<b>1.664</b>	<b>190,137.22</b>	<b>0.00</b>	<b>0.00</b>	<b>190,137.22</b>
<b>Fund: 1st Empire Securities Cash Bal</b>												
SYS1060	1060	102	EMPIRE	0.00	70,067.00	0.00		0.840	95.29	0.00	0.00	95.29
<b>Subtotal</b>				<b>0.00</b>	<b>70,067.00</b>	<b>0.00</b>		<b>0.840</b>	<b>95.29</b>	<b>0.00</b>	<b>0.00</b>	<b>95.29</b>
<b>Fund: Fiscal Agent</b>												
SYS1058	1058	231	USBANK	3,033.07	3,030.29	3,033.07		1.080	2.78	0.00	0.00	2.78
<b>Subtotal</b>				<b>3,033.07</b>	<b>3,030.29</b>	<b>3,033.07</b>		<b>1.080</b>	<b>2.78</b>	<b>0.00</b>	<b>0.00</b>	<b>2.78</b>
<b>Fund: Housing Authority : WSA and LQ</b>												
SYS1062	1062	241	LQPR	229,777.45	232,576.82	229,777.45			0.00	0.00	0.00	0.00
<b>Subtotal</b>				<b>229,777.45</b>	<b>232,576.82</b>	<b>229,777.45</b>			<b>0.00</b>	<b>0.00</b>	<b>0.00</b>	<b>0.00</b>
<b>Fund: SA Low/Mod Bond Fund</b>												
25-33-005	1113	249	LAIF	20,853,317.92	23,740,669.95	20,853,317.92	1.944	2.157	42,258.62	0.00	0.00	42,258.62
<b>Subtotal</b>				<b>20,853,317.92</b>	<b>23,740,669.95</b>	<b>20,853,317.92</b>		<b>2.157</b>	<b>42,258.62</b>	<b>0.00</b>	<b>0.00</b>	<b>42,258.62</b>
<b>Total</b>				<b>150,674,627.46</b>	<b>148,389,465.60</b>	<b>150,468,292.46</b>		<b>1.733</b>	<b>232,493.91</b>	<b>0.00</b>	<b>0.00</b>	<b>232,493.91</b>




GEM of the DESERT

**City of La Quinta  
Portfolio Management  
Portfolio Summary  
August 31, 2018**

<b>Investments</b>	<b>Par Value</b>	<b>Market Value</b>	<b>Book Value</b>	<b>% of Portfolio</b>	<b>Term</b>	<b>Days to Maturity</b>	<b>YTM 365 Equiv.</b>
Bank Accounts	2,635,713.94	2,635,713.94	2,635,713.94	1.82	1	1	0.000
Local Agency Invstmnt Fund-Housing	17,953,317.92	17,908,848.54	17,953,317.92	12.39	1	1	1.998
Local Agency Investment Fund-City	49,617,395.42	49,524,894.47	49,617,395.42	34.23	1	1	1.998
Federal Agency Coupon Securities	21,750,000.00	21,266,672.50	21,678,425.00	14.95	1,438	950	1.878
Treasury Coupon Securities	18,000,000.00	17,572,765.00	17,882,540.00	12.34	1,190	642	1.469
Certificate of Deposits	17,240,000.00	16,990,862.24	17,240,000.00	11.89	1,432	919	2.165
Corporate Notes	3,500,000.00	3,457,415.00	3,482,700.00	2.40	824	389	1.554
Money Market with Fiscal Agent	12,947,879.13	12,947,879.13	12,947,879.13	8.93	1	1	0.000
Managed Pool Accounts-OPEB Trust	1,521,278.48	1,521,278.48	1,521,278.48	1.05	1	1	0.000
<b>Investments</b>	<b>145,165,584.89</b>	<b>143,826,329.30</b>	<b>144,959,249.89</b>	<b>100.00%</b>	<b>553</b>	<b>340</b>	<b>1.688</b>

<b>Total Earnings</b>	<b>August 31 Month Ending</b>
Current Year	220,502.97
<b>Average Daily Balance</b>	<b>145,993,618.66</b>
<b>Effective Rate of Return</b>	<b>1.78%</b>

I certify that this report accurately reflects all pooled investments and is in compliance with the California Government Code; and is in conformity with the City Investment Policy. As Treasurer of the City of La Quinta, I hereby certify that sufficient investment liquidity and anticipated revenues are available to meet the pools expenditure requirements for the next six months. The City of La Quinta used the Bureau of the Public Debt, U.S. Bank monthly statement, and First Empire monthly custodian reports to determine the fair market value of investments at month end.

  
 Karla Campos, Finance Director 11/8/18



**City of La Quinta  
Portfolio Management  
Portfolio Summary  
August 31, 2018**

<b>Investments</b>	<b>Par Value</b>	<b>Market Value</b>	<b>Book Value</b>	<b>% of Portfolio</b>	<b>Term</b>	<b>Days to Maturity</b>	<b>YTM 365 Equiv.</b>
Bank Accounts	2,635,713.94	2,635,713.94	2,635,713.94	1.82	1	1	0.000
Local Agency Invstmnt Fund-Housing	17,953,317.92	17,908,848.54	17,953,317.92	12.39	1	1	1.998
Local Agency Investment Fund-City	49,617,395.42	49,524,894.47	49,617,395.42	34.23	1	1	1.998
Federal Agency Coupon Securities	21,750,000.00	21,266,672.50	21,678,425.00	14.95	1,438	950	1.878
Treasury Coupon Securities	18,000,000.00	17,572,765.00	17,882,540.00	12.34	1,190	642	1.469
Certificate of Deposits	17,240,000.00	16,990,862.24	17,240,000.00	11.89	1,432	919	2.165
Corporate Notes	3,500,000.00	3,457,415.00	3,482,700.00	2.40	824	389	1.554
Money Market with Fiscal Agent	12,947,879.13	12,947,879.13	12,947,879.13	8.93	1	1	0.000
Managed Pool Accounts-OPEB Trust	1,521,278.48	1,521,278.48	1,521,278.48	1.05	1	1	0.000
<b>Investments</b>	<b>145,165,584.89</b>	<b>143,826,329.30</b>	<b>144,959,249.89</b>	<b>100.00%</b>	<b>553</b>	<b>340</b>	<b>1.688</b>

<b>Total Earnings</b>	<b>August 31 Month Ending</b>	<b>Fiscal Year To Date</b>
Current Year	220,502.97	452,996.88
<b>Average Daily Balance</b>	<b>145,993,618.66</b>	<b>151,982,715.31</b>
<b>Effective Rate of Return</b>	<b>1.78%</b>	<b>1.75%</b>

I certify that this report accurately reflects all pooled investments and is in compliance with the California Government Code; and is in conformity with the City Investment Policy. As Treasurer of the City of La Quinta, I hereby certify that sufficient investment liquidity and anticipated revenues are available to meet the pools expenditure requirements for the next six months. The City of La Quinta used the Bureau of the Public Debt, U.S. Bank monthly statement, and First Empire monthly custodian reports to determine the fair market value of investments at month end.

Karla Campos, Finance Director



**City of La Quinta  
Portfolio Management  
Portfolio Details - Investments  
August 31, 2018**

CUSIP	Investment #	Issuer	Average Balance	Purchase Date	Par Value	Market Value	Book Value	Stated Rate	Term	Days to Maturity	YTM 365	Maturity Date
<b>Bank Accounts</b>												
SYS1059	1059	City Petty Cash		07/01/2016	3,000.00	3,000.00	3,000.00		1	1	0.000	
SYS1060	1060	First Empire Bank		07/01/2016	0.00	0.00	0.00		1	1	0.000	
SYS1062	1062	La Quinta Palms Realty		07/01/2016	242,097.45	242,097.45	242,097.45		1	1	0.000	
4159282482	1057	Wells Fargo		07/01/2016	2,390,616.49	2,390,616.49	2,390,616.49		1	1	0.000	
<b>Subtotal and Average</b>			<b>5,114,989.46</b>		<b>2,635,713.94</b>	<b>2,635,713.94</b>	<b>2,635,713.94</b>		<b>1</b>	<b>1</b>	<b>0.000</b>	
<b>Local Agency Investmnt Fund-Housing</b>												
25-33-005	1113	Local Agency Inv Fund			17,953,317.92	17,908,848.54	17,953,317.92	1.998	1	1	1.998	
<b>Subtotal and Average</b>			<b>20,385,575.98</b>		<b>17,953,317.92</b>	<b>17,908,848.54</b>	<b>17,953,317.92</b>		<b>1</b>	<b>1</b>	<b>1.998</b>	
<b>Local Agency Investment Fund-City</b>												
98-33-434	1055	Local Agency Inv Fund			49,617,395.42	49,524,894.47	49,617,395.42	1.998	1	1	1.998	
<b>Subtotal and Average</b>			<b>53,681,911.55</b>		<b>49,617,395.42</b>	<b>49,524,894.47</b>	<b>49,617,395.42</b>		<b>1</b>	<b>1</b>	<b>1.998</b>	
<b>Federal Agency Coupon Securities</b>												
3133EGLC7	1092	Federal Farm Credit Bank		07/10/2017	1,000,000.00	988,370.00	992,600.00	1.080	732	314	1.456	07/12/2019
3133EHWM1	1105	Federal Farm Credit Bank		11/09/2017	1,000,000.00	968,960.00	992,200.00	1.700	1,392	1,096	1.913	09/01/2021
3133EGFU4	1141	Federal Farm Credit Bank		05/31/2018	500,000.00	495,180.00	494,750.00	1.210	385	292	2.224	06/20/2019
3133EHJA2	1142	Federal Farm Credit Bank		05/31/2018	500,000.00	490,880.00	491,750.00	1.550	708	615	2.427	05/08/2020
3130A7QZ1	1053	Federal Home Loan Bank		04/28/2016	2,500,000.00	2,405,925.00	2,491,250.00	1.350	1,826	970	1.423	04/28/2021
3130A9UQ2	1064	Federal Home Loan Bank		10/26/2016	2,500,000.00	2,427,650.00	2,500,000.00	1.375	1,461	786	1.375	10/26/2020
3130A66T9	1104	Federal Home Loan Bank		11/09/2017	1,000,000.00	979,610.00	996,800.00	1.625	1,037	741	1.741	09/11/2020
3130ADMF6	1121	Federal Home Loan Bank		04/02/2018	1,000,000.00	995,840.00	999,000.00	2.375	1,793	1,641	3.111	02/28/2023
3134G8Y37	1054	Federal Home Loan Mtg Corp		04/28/2016	2,500,000.00	2,459,125.00	2,500,000.00	1.500	1,826	970	1.400	04/28/2021
3134GBAE2	1073	Federal Home Loan Mtg Corp		03/29/2017	2,000,000.00	1,941,300.00	1,990,000.00	2.000	1,826	1,305	2.106	03/29/2022
3134GBXF4	1084	Federal Home Loan Mtg Corp		07/06/2017	1,000,000.00	971,100.00	999,500.00	2.000	1,637	1,215	2.012	12/29/2021
3134GBWG3	1090	Federal Home Loan Mtg Corp		07/27/2017	1,000,000.00	971,120.00	1,000,000.00	2.150	1,826	1,425	2.150	07/27/2022
3134GSCD5	1116	Federal Home Loan Mtg Corp		01/30/2018	1,000,000.00	970,820.00	1,000,000.00	2.550	1,826	1,612	2.550	01/30/2023
3134GSCQ6	1122	Federal Home Loan Mtg Corp		04/02/2018	750,000.00	740,767.50	746,625.00	2.750	1,788	1,636	2.849	02/23/2023
3137EADZ9	1129	Federal Home Loan Mtg Corp		05/10/2018	500,000.00	496,270.00	495,250.00	1.125	340	226	2.161	04/15/2019
3135G0S53	1072	Federal National Mtg Assn		03/27/2017	2,000,000.00	1,974,700.00	2,000,000.00	1.700	1,036	513	1.700	01/27/2020
3135G0ZG1	1139	Federal National Mtg Assn		05/31/2018	500,000.00	496,240.00	496,700.00	1.750	469	376	2.275	09/12/2019
3135G0N33	1140	Federal National Mtg Assn		05/31/2018	500,000.00	492,815.00	492,000.00	0.875	428	335	2.269	08/02/2019
<b>Subtotal and Average</b>			<b>21,678,425.00</b>		<b>21,750,000.00</b>	<b>21,266,672.50</b>	<b>21,678,425.00</b>		<b>1,438</b>	<b>950</b>	<b>1.878</b>	

**City of La Quinta  
Portfolio Management  
Portfolio Details - Investments  
August 31, 2018**

CUSIP	Investment #	Issuer	Average Balance	Purchase Date	Par Value	Market Value	Book Value	Stated Rate	Term	Days to Maturity	YTM 365	Maturity Date
<b>Treasury Coupon Securities</b>												
912828S27	1045	U.S. Treasury		07/18/2016	5,000,000.00	4,788,850.00	5,000,000.00	1.125	1,808	1,033	1.125	06/30/2021
912828L81	1063	U.S. Treasury		10/24/2016	2,500,000.00	2,496,800.00	2,502,250.00	0.875	721	44	0.829	10/15/2018
912828J84	1068	U.S. Treasury		03/20/2017	2,500,000.00	2,453,125.00	2,483,250.00	1.375	1,107	577	1.602	03/31/2020
912828U73	1069	U.S. Treasury		03/20/2017	2,500,000.00	2,463,175.00	2,490,750.00	1.375	1,000	470	1.513	12/15/2019
912828T67	1070	U.S. Treasury		03/27/2017	2,000,000.00	1,912,420.00	1,942,800.00	1.250	1,679	1,156	1.903	10/31/2021
912828M64	1103	U.S. Treasury		11/09/2017	500,000.00	499,195.00	498,840.00	1.250	371	75	1.481	11/15/2018
912828Q2	1117	U.S. Treasury		01/22/2018	1,000,000.00	978,630.00	985,800.00	1.500	936	714	2.071	08/15/2020
912828WLO	1130	U.S. Treasury		05/10/2018	1,000,000.00	993,520.00	992,600.00	1.500	386	272	2.211	05/31/2019
912828A34	1131	U.S. Treasury		05/10/2018	500,000.00	498,965.00	498,000.00	1.250	204	90	1.974	11/30/2018
912828VA5	1138	U.S. Treasury		05/31/2018	500,000.00	488,085.00	488,250.00	1.125	700	607	2.387	04/30/2020
<b>Subtotal and Average</b>			<b>17,882,540.00</b>		<b>18,000,000.00</b>	<b>17,572,765.00</b>	<b>17,882,540.00</b>		<b>1,190</b>	<b>642</b>	<b>1.469</b>	
<b>Certificate of Deposits</b>												
31938QH72	1019	First Business Bank		05/20/2014	240,000.00	239,304.00	240,000.00	1.750	1,826	261	1.751	05/20/2019
320165HX4	1091	First Farmers Bank & Trust Co.		07/21/2017	240,000.00	237,523.20	240,000.00	1.650	853	446	1.653	11/21/2019
32082BDF3	1020	First Merchants Bank		04/30/2014	240,000.00	239,968.80	240,000.00	1.500	1,644	59	1.501	10/30/2018
32110YLK9	1147	First National Bank of America		07/20/2018	245,000.00	243,373.20	245,000.00	3.150	1,826	1,783	3.152	07/20/2023
33715LBJ8	1124	First Tech Federal Credit Unio		04/18/2018	245,000.00	244,326.25	245,000.00	2.700	915	779	2.623	10/19/2020
88413QBY3	1112	Third Federal Savings and Loan		01/30/2018	245,000.00	240,587.55	245,000.00	2.500	1,462	1,248	2.502	01/31/2022
01748DBE5	1143	Allegiance Bank		06/13/2018	245,000.00	244,965.70	245,000.00	3.100	1,461	1,381	3.102	06/13/2022
01859BAA3	1095	Alliance Credit Union		10/13/2017	245,000.00	236,518.10	245,000.00	2.250	1,826	1,503	2.251	10/13/2022
02006LWX7	1001	Ally Bank Midvale		12/24/2015	240,000.00	239,757.60	240,000.00	1.700	1,096	114	1.702	12/24/2018
02587DP85	1077	Amex Centurion		04/19/2017	240,000.00	234,976.80	240,000.00	2.250	1,461	961	2.252	04/19/2021
02587CFU9	1096	American Express Fed Savings B		08/29/2017	240,000.00	231,268.80	240,000.00	2.400	1,826	1,458	2.402	08/29/2022
034577AH9	1119	Aneca Federal Credit Union		03/22/2018	245,000.00	240,509.15	245,000.00	2.800	1,826	1,663	2.802	03/22/2023
06740KLJ4	1097	Barclays Bank		10/25/2017	240,000.00	232,034.40	240,000.00	2.300	1,826	1,515	2.291	10/25/2022
080515CD9	1102	Belmont Savings Bank		11/21/2017	245,000.00	237,975.85	245,000.00	2.100	1,462	1,178	2.101	11/22/2021
05580AGK4	1067	BMW Bank		02/24/2017	240,000.00	233,169.60	240,000.00	2.200	1,826	1,272	2.201	02/24/2022
06610RAP4	1086	Bankers Bank		07/14/2017	240,000.00	234,064.80	240,000.00	1.800	1,280	866	1.804	01/14/2021
14042RGD7	1082	Capital One Natl Assn FDIC4297		06/07/2017	240,000.00	235,500.00	240,000.00	2.250	1,461	1,010	2.252	06/07/2021
140420RX0	1006	Capital One USA FDIC33954		06/10/2015	245,000.00	241,739.05	245,000.00	1.900	1,827	648	1.902	06/10/2020
20033APG5	1009	Comenity Capital Bank		02/22/2016	240,000.00	233,116.80	240,000.00	1.700	1,827	905	1.702	02/22/2021
17312QJ26	1123	Citibank NA		04/11/2018	245,000.00	241,396.05	245,000.00	2.900	1,826	1,683	2.902	04/11/2023
17801DDT0	1132	City National Bank of Florida		05/24/2018	240,000.00	240,045.60	240,000.00	2.200	365	265	2.200	05/24/2019
15523RBJ4	1085	Central State Bank		07/14/2017	240,000.00	232,550.40	240,000.00	1.850	1,461	1,047	1.851	07/14/2021
20786ABD6	1011	Connect One		06/05/2015	248,000.00	246,968.32	248,000.00	1.500	1,461	277	1.501	06/05/2019

**City of La Quinta  
Portfolio Management  
Portfolio Details - Investments  
August 31, 2018**

CUSIP	Investment #	Issuer	Average Balance	Purchase Date	Par Value	Market Value	Book Value	Stated Rate	Term	Days to Maturity	YTM 365	Maturity Date
<b>Certificate of Deposits</b>												
22766ACB9	1106	CrossFirst Bank		11/20/2017	245,000.00	235,616.50	245,000.00	2.200	1,824	1,539	2.201	11/18/2022
2546722U1	1066	Discover Bank Greenwood DE CF		02/01/2017	240,000.00	233,733.60	240,000.00	2.250	1,826	1,249	2.251	02/01/2022
259744DS6	1093	Douglas National Bank		07/19/2017	240,000.00	236,980.80	240,000.00	1.650	916	507	1.655	01/21/2020
27002YDV5	1146	Eagle Bank		07/20/2018	245,000.00	244,811.35	245,000.00	2.850	915	872	2.858	01/20/2021
29278TAY6	1125	EnerBank USA		04/30/2018	240,000.00	236,846.40	240,000.00	2.950	1,824	1,700	2.952	04/28/2023
29367QCP1	1107	Enterprise Bank, NA		11/28/2017	245,000.00	235,030.95	245,000.00	2.150	1,826	1,549	2.151	11/28/2022
294209AQ4	1016	Ephrata Bank		04/30/2014	240,000.00	239,810.40	240,000.00	1.650	1,826	241	1.651	04/30/2019
29976DXX3	1017	EverBank		06/05/2015	248,000.00	243,684.80	248,000.00	1.700	1,827	643	1.702	06/05/2020
307814DC4	1018	Farmers & Merch		06/05/2015	248,000.00	247,213.84	248,000.00	1.250	1,341	157	1.252	02/05/2019
30960QAG2	1126	Farmers Insurance Group FCU		04/30/2018	240,000.00	237,612.00	240,000.00	2.800	1,460	1,336	2.802	04/29/2022
35638BAA9	1111	Freedom Credit Union		12/22/2017	245,000.00	240,543.45	245,000.00	2.050	1,096	843	2.052	12/22/2020
402194EB6	1024	Gulf Coast Bank		05/19/2014	240,000.00	239,306.40	240,000.00	1.750	1,827	261	1.724	05/20/2019
369674AV8	1150	General Electric Credit Union		08/15/2018	240,000.00	240,700.80	240,000.00	3.100	1,097	1,080	3.100	08/16/2021
38148PJK4	1078	Goldman Sachs		04/26/2017	240,000.00	234,340.80	240,000.00	2.400	1,826	1,333	2.401	04/26/2022
319141GT8	1094	First Bank of Highland		07/13/2017	240,000.00	235,622.40	240,000.00	1.750	1,096	681	1.752	07/13/2020
40434YLE5	1088	HSBC Bank USA, National Associ		07/14/2017	240,000.00	232,932.00	240,000.00	2.300	1,826	1,412	2.301	07/14/2022
472376AC6	1100	Jefferson Bank & Trust		11/09/2017	245,000.00	241,182.90	245,000.00	1.750	915	619	1.751	05/12/2020
50116CBE8	1101	Kansas State Bank		11/17/2017	245,000.00	236,469.10	245,000.00	2.100	1,642	1,354	2.099	05/17/2022
499724AB8	1110	Knoxville TVA Credit Union		12/29/2017	245,000.00	237,160.00	245,000.00	2.400	1,826	1,580	2.401	12/29/2022
58740XZL7	1087	Mercantile Bank of Michigan		07/07/2017	240,000.00	235,687.20	240,000.00	1.750	1,096	675	1.752	07/07/2020
59101LDR5	1133	Metabank Sioux Falls		05/15/2018	245,000.00	245,044.10	245,000.00	2.050	290	181	2.057	03/01/2019
063615AVO	1002	Bank Midwest		06/12/2015	248,000.00	243,379.76	248,000.00	1.650	1,827	650	1.652	06/12/2020
61747MA92	1109	Morgan Stanley Bank		11/16/2017	245,000.00	242,939.55	245,000.00	1.800	732	443	1.800	11/18/2019
619165GE7	1030	Morton Community		06/12/2015	248,000.00	247,650.32	248,000.00	1.250	1,279	102	1.251	12/12/2018
61760AEP0	1108	Morgan Stanley Private Bk, NA		11/16/2017	245,000.00	242,792.55	245,000.00	1.750	732	443	1.750	11/18/2019
62384RAC0	1099	Mountain America Federal CU		11/08/2017	245,000.00	236,689.60	245,000.00	2.300	1,826	1,529	2.301	11/08/2022
666613GV0	1127	Northpointe Bank		04/26/2018	240,000.00	237,662.40	240,000.00	2.700	1,279	1,151	2.703	10/26/2021
06426KAN8	1151	Bank of New England		07/31/2018	249,000.00	248,402.40	249,000.00	3.250	1,826	1,794	3.252	07/31/2023
649447RL5	1137	New York Community Bank		05/25/2018	245,000.00	245,036.75	245,000.00	2.050	276	177	2.050	02/25/2019
677721CN0	1089	The Ohio Valley Bank		07/19/2017	240,000.00	231,105.60	240,000.00	1.900	1,645	1,236	1.903	01/19/2022
69324MAD7	1149	PCSB Bank		06/08/2018	245,000.00	244,118.00	245,000.00	3.000	1,461	1,376	3.002	06/08/2022
704692AL6	1031	Peapack-Gladstone Bank		05/28/2014	240,000.00	239,702.40	240,000.00	1.800	1,826	269	1.801	05/28/2019
74267VVG9	1032	PrivateBank & Trust		05/26/2016	240,000.00	231,496.80	240,000.00	1.500	1,826	998	1.501	05/26/2021
74934YAH4	1144	RCB Bank		06/20/2018	245,000.00	243,566.75	245,000.00	3.150	1,826	1,753	3.152	06/20/2023
319267GC8	1081	First Bank Richmond		06/21/2017	245,000.00	239,440.95	245,000.00	1.800	1,251	814	1.802	11/23/2020
76951DAL4	1034	Riverwood		06/05/2015	248,000.00	246,246.64	248,000.00	1.400	1,553	369	1.402	09/05/2019

**City of La Quinta  
Portfolio Management  
Portfolio Details - Investments  
August 31, 2018**

CUSIP	Investment #	Issuer	Average Balance	Purchase Date	Par Value	Market Value	Book Value	Stated Rate	Term	Days to Maturity	YTM 365	Maturity Date
<b>Certificate of Deposits</b>												
795450A70	1083	Sallie Mae Bank Salt Lake City		06/21/2017	240,000.00	233,522.40	240,000.00	2.350	1,826	1,389	2.351	06/21/2022
83427LAX2	1035	Solomon State		06/04/2015	248,000.00	246,975.76	248,000.00	1.400	1,461	276	1.401	06/04/2019
857894TC3	1076	Stearnes Bank, N.A.		04/21/2017	240,000.00	235,891.20	240,000.00	1.600	1,096	598	1.588	04/21/2020
87164XQV1	1080	Synchrony Bank Retail		06/02/2017	240,000.00	234,084.00	240,000.00	2.400	1,826	1,370	2.401	06/02/2022
89214PBL2	1128	Towne Bank		04/30/2018	240,000.00	239,150.40	240,000.00	2.800	1,096	972	2.800	04/30/2021
89269CBX9	1148	Traditions Bank		06/08/2018	245,000.00	243,892.60	245,000.00	3.000	1,522	1,437	3.002	08/08/2022
90521AQW1	1136	Union BankNA		05/16/2018	240,000.00	240,067.20	240,000.00	2.200	365	257	2.200	05/16/2019
91330ABN6	1120	Unity Bank		03/16/2018	245,000.00	242,819.50	245,000.00	2.550	1,096	927	2.552	03/16/2021
91435LAG2	1134	University of Iowa Comm. CU		05/14/2018	240,000.00	237,770.40	240,000.00	3.050	1,827	1,717	3.052	05/15/2023
94768NJQ8	1042	Webster Bank		04/23/2014	240,000.00	239,817.60	240,000.00	1.800	1,826	234	1.801	04/23/2019
9497483N5	1043	Wells Fargo		02/26/2016	240,000.00	239,568.00	240,000.00	1.200	1,096	178	1.201	02/26/2019
92937CHG6	1145	Wex Bank		06/13/2018	245,000.00	245,102.90	245,000.00	2.750	733	653	2.754	06/15/2020
<b>Subtotal and Average</b>			<b>17,232,258.06</b>		<b>17,240,000.00</b>	<b>16,990,862.24</b>	<b>17,240,000.00</b>		<b>1,432</b>	<b>919</b>	<b>2.165</b>	
<b>Corporate Notes</b>												
037833CC2	1079	Apple Inc		06/12/2017	500,000.00	480,970.00	493,050.00	1.550	1,514	1,068	1.900	08/04/2021
478160BR4	1075	Johnson and Johnson Corp		03/29/2017	2,000,000.00	1,988,200.00	1,993,200.00	1.125	702	181	1.305	03/01/2019
594918BV5	1118	Microsoft Corporation		01/22/2018	500,000.00	494,575.00	497,700.00	1.850	745	523	2.081	02/06/2020
89236TDH5	1098	Toyota Motor Credit Corp		11/07/2017	500,000.00	493,670.00	498,750.00	1.550	710	412	1.681	10/18/2019
<b>Subtotal and Average</b>			<b>3,482,700.00</b>		<b>3,500,000.00</b>	<b>3,457,415.00</b>	<b>3,482,700.00</b>		<b>824</b>	<b>389</b>	<b>1.554</b>	
<b>Money Market with Fiscal Agent</b>												
SYS1058	1058	US Bank		07/01/2016	12,947,879.13	12,947,879.13	12,947,879.13		1	1	0.000	
<b>Subtotal and Average</b>			<b>5,013,940.12</b>		<b>12,947,879.13</b>	<b>12,947,879.13</b>	<b>12,947,879.13</b>		<b>1</b>	<b>1</b>	<b>0.000</b>	
<b>Managed Pool Accounts-OPEB Trust</b>												
SYS1114	1114	CalPERS CERBT Plan		07/01/2018	1,521,278.48	1,521,278.48	1,521,278.48		1	1	0.000	
<b>Subtotal and Average</b>			<b>1,521,278.48</b>		<b>1,521,278.48</b>	<b>1,521,278.48</b>	<b>1,521,278.48</b>		<b>1</b>	<b>1</b>	<b>0.000</b>	
<b>Total and Average</b>			<b>145,993,618.66</b>		<b>145,165,584.89</b>	<b>143,826,329.30</b>	<b>144,959,249.89</b>		<b>553</b>	<b>340</b>	<b>1.688</b>	



**City of La Quinta  
Total Earnings  
Sorted by Fund - Fund  
August 1, 2018 - August 31, 2018**

CUSIP	Investment #	Fund	Issuer	Ending Par Value	Beginning Book Value	Ending Book Value	Current Rate	Annualized Yield	Adjusted Interest Earnings			
									Interest Earned	Amortization/ Accretion	Realized Gain/Loss	Adjusted Interest Earnings
<b>Fund: General Fund</b>												
3135G0S53	1072	101	FNMA	2,000,000.00	2,000,000.00	2,000,000.00	1.700	1.668	2,833.33	0.00	0.00	2,833.33
3135G0N33	1140	101	FNMA	500,000.00	492,000.00	492,000.00	0.875	0.872	364.58	0.00	0.00	364.58
3135G0ZG1	1139	101	FNMA	500,000.00	496,700.00	496,700.00	1.750	1.728	729.17	0.00	0.00	729.17
3134GSCQ6	1122	101	FHLMC	750,000.00	746,625.00	746,625.00	2.750	2.710	1,718.75	0.00	0.00	1,718.75
3137EADZ9	1129	101	FHLMC	500,000.00	495,250.00	495,250.00	1.125	1.114	468.75	0.00	0.00	468.75
3134G8Y37	1054	101	FHLMC	2,500,000.00	2,500,000.00	2,500,000.00	1.500	1.472	3,125.00	0.00	0.00	3,125.00
3134GBWVG3	1090	101	FHLMC	1,000,000.00	1,000,000.00	1,000,000.00	2.150	2.110	1,791.67	0.00	0.00	1,791.67
3134GSCD5	1116	101	FHLMC	1,000,000.00	1,000,000.00	1,000,000.00	2.550	2.502	2,125.00	0.00	0.00	2,125.00
3134GBXF4	1084	101	FHLMC	1,000,000.00	999,500.00	999,500.00	2.000	1.963	1,666.67	0.00	0.00	1,666.67
3134GBAE2	1073	101	FHLMC	2,000,000.00	1,990,000.00	1,990,000.00	2.000	1.972	3,333.33	0.00	0.00	3,333.33
3133EHJA2	1142	101	FFCB	500,000.00	491,750.00	491,750.00	1.550	1.546	645.83	0.00	0.00	645.83
3133EGFU4	1141	101	FFCB	500,000.00	494,750.00	494,750.00	1.210	1.200	504.16	0.00	0.00	504.16
3133EGLC7	1092	101	FFCB	1,000,000.00	992,600.00	992,600.00	1.080	1.068	900.00	0.00	0.00	900.00
3133EHWM1	1105	101	FFCB	1,000,000.00	992,200.00	992,200.00	1.700	1.681	1,416.67	0.00	0.00	1,416.67
3130A9UQ2	1064	101	FHLB	2,500,000.00	2,500,000.00	2,500,000.00	1.375	1.349	2,864.58	0.00	0.00	2,864.58
3130A7QZ1	1053	101	FHLB	2,500,000.00	2,491,250.00	2,491,250.00	1.350	1.329	2,812.50	0.00	0.00	2,812.50
3130A66T9	1104	101	FHLB	1,000,000.00	996,800.00	996,800.00	1.625	1.600	1,354.17	0.00	0.00	1,354.17
3130ADMFB	1121	101	FHLB	1,000,000.00	999,000.00	999,000.00	2.375	2.333	1,979.17	0.00	0.00	1,979.17
912828A34	1131	101	USTR	500,000.00	498,000.00	498,000.00	1.250	1.252	529.37	0.00	0.00	529.37
912828L81	1063	101	USTR	2,500,000.00	2,502,250.00	2,502,250.00	0.875	0.872	1,852.80	0.00	0.00	1,852.80
912828J84	1068	101	USTR	2,500,000.00	2,483,250.00	2,483,250.00	1.375	1.380	2,911.55	0.00	0.00	2,911.55
912828VA5	1138	101	USTR	500,000.00	488,250.00	488,250.00	1.125	1.143	473.84	0.00	0.00	473.84
912828U73	1069	101	USTR	2,500,000.00	2,490,750.00	2,490,750.00	1.375	1.376	2,911.54	0.00	0.00	2,911.54
912828WL0	1130	101	USTR	1,000,000.00	992,600.00	992,600.00	1.500	1.507	1,270.50	0.00	0.00	1,270.50
912828T67	1070	101	USTR	2,000,000.00	1,942,800.00	1,942,800.00	1.250	1.276	2,105.98	0.00	0.00	2,105.98
912828S27	1045	101	USTR	5,000,000.00	5,000,000.00	5,000,000.00	1.125	1.116	4,738.46	0.00	0.00	4,738.46
912828Q2	1117	101	USTR	1,000,000.00	985,800.00	985,800.00	1.500	1.520	1,273.04	0.00	0.00	1,273.04
912828M64	1103	101	USTR	500,000.00	498,840.00	498,840.00	1.250	1.243	526.49	0.00	0.00	526.49
9497483N5	1043	101	WELLS	240,000.00	240,000.00	240,000.00	1.200	1.200	244.61	0.00	0.00	244.61
4159282482	1057	101	WELLS	2,390,616.49	4,956,825.12	2,390,616.49			0.01	0.00	0.00	0.01

City of La Quinta  
 Total Earnings  
 August 1, 2018 - August 31, 2018

CUSIP	Investment #	Fund	Issuer	Ending Par Value	Beginning Book Value	Ending Book Value	Current Rate	Annualized Yield	Adjusted Interest Earnings			Adjusted Interest Earnings
									Interest Earned	Amortization/ Accretion	Realized Gain/Loss	
<b>Fund: General Fund</b>												
38148PJK4	1078	101	GLDMAN	240,000.00	240,000.00	240,000.00	2.400	2.400	489.21	0.00	0.00	489.21
02587DP85	1077	101	AMEX	240,000.00	240,000.00	240,000.00	2.250	2.250	458.63	0.00	0.00	458.63
17284CKN3	1008	101	CITI	0.00	240,000.00	0.00	1.900	1.900	162.41	0.00	0.00	162.41
94768NJK8	1042	101	WEB	240,000.00	240,000.00	240,000.00	1.800	1.800	366.90	0.00	0.00	366.90
05580AGK4	1067	101	BMW	240,000.00	240,000.00	240,000.00	2.200	2.200	448.44	0.00	0.00	448.44
06740KLJ4	1097	101	BARCLY	240,000.00	240,000.00	240,000.00	2.300	2.300	468.82	0.00	0.00	468.82
88413QBY3	1112	101	3RD	245,000.00	245,000.00	245,000.00	2.500	2.500	520.21	0.00	0.00	520.21
32082BDF3	1020	101	1STMER	240,000.00	240,000.00	240,000.00	1.500	1.500	305.76	0.00	0.00	305.76
294209AQ4	1016	101	EPHRAT	240,000.00	240,000.00	240,000.00	1.650	1.650	336.32	0.00	0.00	336.32
31938QH72	1019	101	1STBUS	240,000.00	240,000.00	240,000.00	1.750	1.750	356.71	0.00	0.00	356.71
402194EB6	1024	101	GCB	240,000.00	240,000.00	240,000.00	1.750	1.750	356.72	0.00	0.00	356.72
704692AL6	1031	101	PEAPAC	240,000.00	240,000.00	240,000.00	1.800	1.800	366.90	0.00	0.00	366.90
89214PBL2	1128	101	TOWNE	240,000.00	240,000.00	240,000.00	2.800	2.792	569.18	0.00	0.00	569.18
619165GE7	1030	101	MORTN	248,000.00	248,000.00	248,000.00	1.250	1.250	263.29	0.00	0.00	263.29
307814DC4	1018	101	FARMER	248,000.00	248,000.00	248,000.00	1.250	1.250	263.29	0.00	0.00	263.29
83427LAX2	1035	101	SOLOM	248,000.00	248,000.00	248,000.00	1.400	1.400	294.88	0.00	0.00	294.88
20786ABD6	1011	101	CONNEC	248,000.00	248,000.00	248,000.00	1.500	1.500	315.95	0.00	0.00	315.95
76951DAL4	1034	101	RVRW	248,000.00	248,000.00	248,000.00	1.400	1.400	294.88	0.00	0.00	294.88
29976DXX3	1017	101	EVRBA	248,000.00	248,000.00	248,000.00	1.700	1.700	358.07	0.00	0.00	358.07
140420RX0	1006	101	CAPONE	245,000.00	245,000.00	245,000.00	1.900	1.900	395.36	0.00	0.00	395.36
063615AVO	1002	101	MIDWES	248,000.00	248,000.00	248,000.00	1.650	1.650	347.54	0.00	0.00	347.54
02006LWX7	1001	101	ALLY	240,000.00	240,000.00	240,000.00	1.700	1.700	346.52	0.00	0.00	346.52
20033APG5	1009	101	CCBA	240,000.00	240,000.00	240,000.00	1.700	1.700	346.52	0.00	0.00	346.52
74267GVG9	1032	101	PRVTBA	240,000.00	240,000.00	240,000.00	1.500	1.500	305.76	0.00	0.00	305.76
98-33-434	1055	101	LAIF	49,617,395.42	62,617,395.42	49,617,395.42	1.998	2.157	98,341.66	0.00	0.00	98,341.66
2546722U1	1066	101	DISCOV	240,000.00	240,000.00	240,000.00	2.250	2.250	458.63	0.00	0.00	458.63
478160BR4	1075	101	J&J	2,000,000.00	1,993,200.00	1,993,200.00	1.125	1.108	1,875.00	0.00	0.00	1,875.00
857894TC3	1076	101	STRNS	240,000.00	240,000.00	240,000.00	1.600	1.600	326.13	0.00	0.00	326.13
037833CC2	1079	101	APPL	500,000.00	493,050.00	493,050.00	1.550	1.542	645.83	0.00	0.00	645.83
87164XQV1	1080	101	SYNCHR	240,000.00	240,000.00	240,000.00	2.400	2.400	489.20	0.00	0.00	489.20
319267GC8	1081	101	RICHMN	245,000.00	245,000.00	245,000.00	1.800	1.800	374.55	0.00	0.00	374.55
14042RGD7	1082	101	CAP1NA	240,000.00	240,000.00	240,000.00	2.250	2.250	458.63	0.00	0.00	458.63
795450A70	1083	101	SALMAE	240,000.00	240,000.00	240,000.00	2.350	2.350	479.02	0.00	0.00	479.02
15523RBJ4	1085	101	CNTRL	240,000.00	240,000.00	240,000.00	1.850	1.850	377.09	0.00	0.00	377.09
06610RAP4	1086	101	BNKRS	240,000.00	240,000.00	240,000.00	1.800	1.800	366.91	0.00	0.00	366.91
58740XZL7	1087	101	MERCTL	240,000.00	240,000.00	240,000.00	1.750	1.750	356.71	0.00	0.00	356.71
40434YLE5	1088	101	HSBC	240,000.00	240,000.00	240,000.00	2.300	2.300	468.82	0.00	0.00	468.82

City of La Quinta  
 Total Earnings  
 August 1, 2018 - August 31, 2018

CUSIP	Investment #	Fund	Issuer	Ending Par Value	Beginning Book Value	Ending Book Value	Current Rate	Annualized Yield	Adjusted Interest Earnings			Adjusted Interest Earnings
									Interest Earned	Amortization/ Accretion	Realized Gain/Loss	
<b>Fund: General Fund</b>												
677721CN0	1089	101	OHVAL	240,000.00	240,000.00	240,000.00	1.900	1.900	387.29	0.00	0.00	387.29
320165HX4	1091	101	1STFRM	240,000.00	240,000.00	240,000.00	1.650	1.650	336.33	0.00	0.00	336.33
259744DS6	1093	101	DOUGLS	240,000.00	240,000.00	240,000.00	1.650	1.650	336.33	0.00	0.00	336.33
319141GT8	1094	101	HIGHLD	240,000.00	240,000.00	240,000.00	1.750	1.750	356.71	0.00	0.00	356.71
01859BAA3	1095	101	ALLIAN	245,000.00	245,000.00	245,000.00	2.250	2.250	468.18	0.00	0.00	468.18
02587CFU9	1096	101	AMFSB	240,000.00	240,000.00	240,000.00	2.400	2.400	489.20	0.00	0.00	489.20
89236TDH5	1098	101	TOYOTA	500,000.00	498,750.00	498,750.00	1.550	1.525	645.83	0.00	0.00	645.83
62384RAC0	1099	101	MTNAMR	245,000.00	245,000.00	245,000.00	2.300	2.300	478.59	0.00	0.00	478.59
472376AC6	1100	101	JFFRSN	245,000.00	245,000.00	245,000.00	1.750	1.750	364.15	0.00	0.00	364.15
50116CBE8	1101	101	KANSAS	245,000.00	245,000.00	245,000.00	2.100	2.100	436.97	0.00	0.00	436.97
080515CD9	1102	101	BELMNT	245,000.00	245,000.00	245,000.00	2.100	2.100	436.98	0.00	0.00	436.98
22766ACB9	1106	101	CRS1ST	245,000.00	245,000.00	245,000.00	2.200	2.200	457.78	0.00	0.00	457.78
29367QCP1	1107	101	ENTRPR	245,000.00	245,000.00	245,000.00	2.150	2.150	447.38	0.00	0.00	447.38
61760AEP0	1108	101	MSPRIV	245,000.00	245,000.00	245,000.00	1.750	1.750	364.14	0.00	0.00	364.14
61747MA92	1109	101	MORGST	245,000.00	245,000.00	245,000.00	1.800	1.800	374.54	0.00	0.00	374.54
499724AB8	1110	101	KNOX	245,000.00	245,000.00	245,000.00	2.400	2.400	499.40	0.00	0.00	499.40
35638BAA9	1111	101	FREECU	245,000.00	245,000.00	245,000.00	2.050	2.050	426.57	0.00	0.00	426.57
SYS1059	1059	101	CITYPC	3,000.00	3,000.00	3,000.00			0.00	0.00	0.00	0.00
SYS1114	1114	101	CALPRS	1,521,278.48	1,521,278.48	1,521,278.48			0.00	0.00	0.00	0.00
594918BV5	1118	101	MCRSFT	500,000.00	497,700.00	497,700.00	1.850	1.824	770.83	0.00	0.00	770.83
034577AH9	1119	101	ANECA	245,000.00	245,000.00	245,000.00	2.800	2.800	582.63	0.00	0.00	582.63
91330ABN6	1120	101	UNITY	245,000.00	245,000.00	245,000.00	2.550	2.550	530.61	0.00	0.00	530.61
17312QJ26	1123	101	CITINA	245,000.00	245,000.00	245,000.00	2.900	2.900	603.44	0.00	0.00	603.44
33715LBJ8	1124	101	1STTCH	245,000.00	245,000.00	245,000.00	2.700	2.700	561.82	0.00	0.00	561.82
29278TAY6	1125	101	ENER	240,000.00	240,000.00	240,000.00	2.950	2.950	601.31	0.00	0.00	601.31
30960QAG2	1126	101	FARMIG	240,000.00	240,000.00	240,000.00	2.800	2.800	570.74	0.00	0.00	570.74
666613GV0	1127	101	NORPNT	240,000.00	240,000.00	240,000.00	2.700	2.700	550.35	0.00	0.00	550.35
17801DDT0	1132	101	CNBF	240,000.00	240,000.00	240,000.00	2.200	2.200	448.44	0.00	0.00	448.44
59101LDR5	1133	101	METASF	245,000.00	245,000.00	245,000.00	2.050	2.050	426.57	0.00	0.00	426.57
91435LAG2	1134	101	UOFICU	240,000.00	240,000.00	240,000.00	3.050	3.050	621.70	0.00	0.00	621.70
649447RL5	1137	101	NYCMBK	245,000.00	245,000.00	245,000.00	2.050	2.050	426.57	0.00	0.00	426.57
90521AQW1	1136	101	UNION	240,000.00	240,000.00	240,000.00	2.200	2.200	448.44	0.00	0.00	448.44
01748DBE5	1143	101	ALLGNC	245,000.00	245,000.00	245,000.00	3.100	3.100	645.06	0.00	0.00	645.06
74934YAH4	1144	101	RCB	245,000.00	245,000.00	245,000.00	3.150	3.150	655.46	0.00	0.00	655.46
92937CHG6	1145	101	WEX	245,000.00	245,000.00	245,000.00	2.750	2.750	572.22	0.00	0.00	572.22
27002YDV5	1146	101	EAGLE	245,000.00	245,000.00	245,000.00	2.850	2.850	593.04	0.00	0.00	593.04
32110YLK9	1147	101	1STNBA	245,000.00	245,000.00	245,000.00	3.150	3.150	655.46	0.00	0.00	655.46

**City of La Quinta  
Total Earnings  
August 1, 2018 - August 31, 2018**

CUSIP	Investment #	Fund	Issuer	Ending Par Value	Beginning Book Value	Ending Book Value	Current Rate	Annualized Yield	Adjusted Interest Earnings			Adjusted Interest Earnings
									Interest Earned	Amortization/ Accretion	Realized Gain/Loss	
<b>Fund: General Fund</b>												
89269CBX9	1148	101	TRAD	245,000.00	245,000.00	245,000.00	3.000	3.000	624.25	0.00	0.00	624.25
69324MAD7	1149	101	PCSB	245,000.00	245,000.00	245,000.00	3.000	3.000	624.25	0.00	0.00	624.25
369674AV8	1150	101	GEGRUN	240,000.00	0.00	240,000.00	3.100	3.100	346.52	0.00	0.00	346.52
06426KAN8	1151	101	NWENGL	249,000.00	249,000.00	249,000.00	3.250	3.250	687.31	0.00	0.00	687.31
			<b>Subtotal</b>	<b>114,022,290.39</b>	<b>129,382,164.02</b>	<b>113,815,955.39</b>		<b>1.791</b>	<b>183,081.36</b>	<b>0.00</b>	<b>0.00</b>	<b>183,081.36</b>
<b>Fund: 1st Empire Securities Cash Bal</b>												
SYS1060	1060	102	EMPIRE	0.00	0.00	0.00		11.139	73.51	0.00	0.00	73.51
			<b>Subtotal</b>	<b>0.00</b>	<b>0.00</b>	<b>0.00</b>		<b>11.139</b>	<b>73.51</b>	<b>0.00</b>	<b>0.00</b>	<b>73.51</b>
<b>Fund: Fiscal Agent</b>												
SYS1058	1058	231	USBANK	12,947,879.13	3,033.07	12,947,879.13		0.001	3.10	0.00	0.00	3.10
			<b>Subtotal</b>	<b>12,947,879.13</b>	<b>3,033.07</b>	<b>12,947,879.13</b>		<b>0.001</b>	<b>3.10</b>	<b>0.00</b>	<b>0.00</b>	<b>3.10</b>
<b>Fund: Housing Authority : WSA and LQ</b>												
SYS1062	1062	241	LQPR	242,097.45	229,777.45	242,097.45			0.00	0.00	0.00	0.00
			<b>Subtotal</b>	<b>242,097.45</b>	<b>229,777.45</b>	<b>242,097.45</b>			<b>0.00</b>	<b>0.00</b>	<b>0.00</b>	<b>0.00</b>
<b>Fund: SA Low/Mod Bond Fund</b>												
25-33-005	1113	249	LAIF	17,953,317.92	20,853,317.92	17,953,317.92	1.998	2.157	37,345.00	0.00	0.00	37,345.00
			<b>Subtotal</b>	<b>17,953,317.92</b>	<b>20,853,317.92</b>	<b>17,953,317.92</b>		<b>2.157</b>	<b>37,345.00</b>	<b>0.00</b>	<b>0.00</b>	<b>37,345.00</b>
			<b>Total</b>	<b>145,165,584.89</b>	<b>150,468,292.46</b>	<b>144,959,249.89</b>		<b>1.778</b>	<b>220,502.97</b>	<b>0.00</b>	<b>0.00</b>	<b>220,502.97</b>







**City of La Quinta  
Portfolio Management  
Portfolio Summary  
September 30, 2018**

<b>Investments</b>	<b>Par Value</b>	<b>Market Value</b>	<b>Book Value</b>	<b>% of Portfolio</b>	<b>Term</b>	<b>Days to Maturity</b>	<b>YTM 365 Equiv.</b>
Bank Accounts	698,126.17	698,126.17	698,126.17	0.54	1	1	0.000
Local Agency Invstmnt Fund-Housing	16,053,317.92	16,008,848.54	16,053,317.92	12.36	1	1	2.063
Local Agency Investment Fund-City	49,617,395.42	49,524,894.47	49,617,395.42	38.21	1	1	2.063
Federal Agency Coupon Securities	21,750,000.00	21,211,607.50	21,678,425.00	16.69	1,438	920	1.878
Treasury Coupon Securities	18,000,000.00	17,538,095.00	17,882,540.00	13.77	1,190	612	1.469
Certificate of Deposits	17,240,000.00	16,973,141.98	17,240,000.00	13.28	1,432	889	2.165
Corporate Notes	3,500,000.00	3,456,165.00	3,482,700.00	2.68	824	359	1.554
Money Market Accounts	1,000,301.29	1,000,301.29	1,000,301.29	0.77	1	1	0.000
Money Market with Fiscal Agent	672,562.86	672,562.86	672,562.86	0.52	1	1	0.000
Managed Pool Accounts-OPEB Trust	1,541,740.25	1,541,740.25	1,541,740.25	1.19	1	1	0.000
<b>Investments</b>	<b>130,073,443.91</b>	<b>128,625,483.06</b>	<b>129,867,108.91</b>	<b>100.00%</b>	<b>617</b>	<b>366</b>	<b>1.888</b>

<b>Total Earnings</b>	<b>September 30 Month Ending</b>	<b>Fiscal Year To Date</b>
Current Year	207,313.13	660,310.01
<b>Average Daily Balance</b>	<b>144,336,348.41</b>	<b>149,489,334.80</b>
<b>Effective Rate of Return</b>	<b>1.75%</b>	<b>1.75%</b>

I certify that this report accurately reflects all pooled investments and is in compliance with the California Government Code; and is in conformity with the City Investment Policy. As Treasurer of the City of La Quinta, I hereby certify that sufficient investment liquidity and anticipated revenues are available to meet the pools expenditure requirements for the next six months. The City of La Quinta used the Bureau of the Public Debt, U.S. Bank monthly statement, and First Empire monthly custodian reports to determine the fair market value of investments at month end.

  
 Karla Campos, Finance Director 



**City of La Quinta  
Portfolio Management  
Portfolio Summary  
September 30, 2018**

<b>Investments</b>	<b>Par Value</b>	<b>Market Value</b>	<b>Book Value</b>	<b>% of Portfolio</b>	<b>Term</b>	<b>Days to Maturity</b>	<b>YTM 365 Equiv.</b>
Bank Accounts	698,126.17	698,126.17	698,126.17	0.54	1	1	0.000
Local Agency Invstmnt Fund-Housing	16,053,317.92	16,008,848.54	16,053,317.92	12.36	1	1	2.063
Local Agency Investment Fund-City	49,617,395.42	49,524,894.47	49,617,395.42	38.21	1	1	2.063
Federal Agency Coupon Securities	21,750,000.00	21,211,607.50	21,678,425.00	16.69	1,438	920	1.878
Treasury Coupon Securities	18,000,000.00	17,538,095.00	17,882,540.00	13.77	1,190	612	1.469
Certificate of Deposits	17,240,000.00	16,973,141.98	17,240,000.00	13.28	1,432	889	2.165
Corporate Notes	3,500,000.00	3,456,165.00	3,482,700.00	2.68	824	359	1.554
Money Market Accounts	1,000,301.29	1,000,301.29	1,000,301.29	0.77	1	1	0.000
Money Market with Fiscal Agent	672,562.86	672,562.86	672,562.86	0.52	1	1	0.000
Managed Pool Accounts-OPEB Trust	1,541,740.25	1,541,740.25	1,541,740.25	1.19	1	1	0.000
<b>Investments</b>	<b>130,073,443.91</b>	<b>128,625,483.06</b>	<b>129,867,108.91</b>	<b>100.00%</b>	<b>617</b>	<b>366</b>	<b>1.888</b>

<b>Total Earnings</b>	<b>September 30 Month Ending</b>	<b>Fiscal Year To Date</b>
Current Year	207,313.13	660,310.01
<b>Average Daily Balance</b>	<b>144,336,348.41</b>	<b>149,489,334.80</b>
<b>Effective Rate of Return</b>	<b>1.75%</b>	<b>1.75%</b>

I certify that this report accurately reflects all pooled investments and is in compliance with the California Government Code; and is in conformity with the City Investment Policy. As Treasurer of the City of La Quinta, I hereby certify that sufficient investment liquidity and anticipated revenues are available to meet the pools expenditure requirements for the next six months. The City of La Quinta used the Bureau of the Public Debt, U.S. Bank monthly statement, and First Empire monthly custodian reports to determine the fair market value of investments at month end.

Karla Campos, Finance Director

**City of La Quinta  
Portfolio Management  
Portfolio Details - Investments  
September 30, 2018**

CUSIP	Investment #	Issuer	Average Balance	Purchase Date	Par Value	Market Value	Book Value	Stated Rate	Term	Days to Maturity	YTM 365	Maturity Date
<b>Bank Accounts</b>												
SYS1059	1059	City Petty Cash		07/01/2016	3,300.00	3,300.00	3,300.00		1	1	0.000	
SYS1060	1060	First Empire Bank		07/01/2016	52,810.58	52,810.58	52,810.58		1	1	0.000	
SYS1062	1062	La Quinta Palms Realty		07/01/2016	242,792.85	242,792.85	242,792.85		1	1	0.000	
4159282482	1057	Wells Fargo		07/01/2016	399,222.74	399,222.74	399,222.74		1	1	0.000	
<b>Subtotal and Average</b>			<b>2,571,297.56</b>		<b>698,126.17</b>	<b>698,126.17</b>	<b>698,126.17</b>		<b>1</b>	<b>1</b>	<b>0.000</b>	
<b>Local Agency Invstmnt Fund-Housing</b>												
25-33-005	1113	Local Agency Inv Fund			16,053,317.92	16,008,848.54	16,053,317.92	2.063	1	1	2.063	
<b>Subtotal and Average</b>			<b>17,636,651.25</b>		<b>16,053,317.92</b>	<b>16,008,848.54</b>	<b>16,053,317.92</b>		<b>1</b>	<b>1</b>	<b>2.063</b>	
<b>Local Agency Investment Fund-City</b>												
98-33-434	1055	Local Agency Inv Fund			49,617,395.42	49,524,894.47	49,617,395.42	2.063	1	1	2.063	
<b>Subtotal and Average</b>			<b>49,617,395.42</b>		<b>49,617,395.42</b>	<b>49,524,894.47</b>	<b>49,617,395.42</b>		<b>1</b>	<b>1</b>	<b>2.063</b>	
<b>Federal Agency Coupon Securities</b>												
3133EGLC7	1092	Federal Farm Credit Bank		07/10/2017	1,000,000.00	988,750.00	992,600.00	1.080	732	284	1.456	07/12/2019
3133EHWM1	1105	Federal Farm Credit Bank		11/09/2017	1,000,000.00	966,020.00	992,200.00	1.700	1,392	1,066	1.913	09/01/2021
3133EGFU4	1141	Federal Farm Credit Bank		05/31/2018	500,000.00	495,340.00	494,750.00	1.210	385	262	2.224	06/20/2019
3133EHJA2	1142	Federal Farm Credit Bank		05/31/2018	500,000.00	490,235.00	491,750.00	1.550	708	585	2.427	05/08/2020
3130A7QZ1	1053	Federal Home Loan Bank		04/28/2016	2,500,000.00	2,405,250.00	2,491,250.00	1.350	1,826	940	1.423	04/28/2021
3130A9UQ2	1064	Federal Home Loan Bank		10/26/2016	2,500,000.00	2,425,300.00	2,500,000.00	1.375	1,461	756	1.375	10/26/2020
3130A66T9	1104	Federal Home Loan Bank		11/09/2017	1,000,000.00	977,120.00	996,800.00	1.625	1,037	711	1.741	09/11/2020
3130ADMF6	1121	Federal Home Loan Bank		04/02/2018	1,000,000.00	993,240.00	999,000.00	2.375	1,793	1,611	3.111	02/28/2023
3134G8Y37	1054	Federal Home Loan Mtg Corp		04/28/2016	2,500,000.00	2,454,425.00	2,500,000.00	1.500	1,826	940	1.400	04/28/2021
3134GBAE2	1073	Federal Home Loan Mtg Corp		03/29/2017	2,000,000.00	1,929,680.00	1,990,000.00	2.000	1,826	1,275	2.106	03/29/2022
3134GBXF4	1084	Federal Home Loan Mtg Corp		07/06/2017	1,000,000.00	966,300.00	999,500.00	2.000	1,637	1,185	2.012	12/29/2021
3134GBWG3	1090	Federal Home Loan Mtg Corp		07/27/2017	1,000,000.00	964,670.00	1,000,000.00	2.150	1,826	1,395	2.150	07/27/2022
3134GSCD5	1116	Federal Home Loan Mtg Corp		01/30/2018	1,000,000.00	963,510.00	1,000,000.00	2.550	1,826	1,582	2.550	01/30/2023
3134GSCQ6	1122	Federal Home Loan Mtg Corp		04/02/2018	750,000.00	734,917.50	746,625.00	2.750	1,788	1,606	2.849	02/23/2023
3137EADZ9	1129	Federal Home Loan Mtg Corp		05/10/2018	500,000.00	496,465.00	495,250.00	1.125	340	196	2.161	04/15/2019
3135G0S53	1072	Federal National Mtg Assn		03/27/2017	2,000,000.00	1,971,520.00	2,000,000.00	1.700	1,036	483	1.700	01/27/2020
3135G0ZG1	1139	Federal National Mtg Assn		05/31/2018	500,000.00	495,880.00	496,700.00	1.750	469	346	2.275	09/12/2019
3135G0N33	1140	Federal National Mtg Assn		05/31/2018	500,000.00	492,985.00	492,000.00	0.875	428	305	2.269	08/02/2019
<b>Subtotal and Average</b>			<b>21,678,425.00</b>		<b>21,750,000.00</b>	<b>21,211,607.50</b>	<b>21,678,425.00</b>		<b>1,438</b>	<b>920</b>	<b>1.878</b>	

**City of La Quinta  
Portfolio Management  
Portfolio Details - Investments  
September 30, 2018**

CUSIP	Investment #	Issuer	Average Balance	Purchase Date	Par Value	Market Value	Book Value	Stated Rate	Term	Days to Maturity	YTM 365	Maturity Date
<b>Treasury Coupon Securities</b>												
912828S27	1045	U.S. Treasury		07/18/2016	5,000,000.00	4,769,900.00	5,000,000.00	1.125	1,808	1,003	1.125	06/30/2021
912828L81	1063	U.S. Treasury		10/24/2016	2,500,000.00	2,498,900.00	2,502,250.00	0.875	721	14	0.829	10/15/2018
912828J84	1068	U.S. Treasury		03/20/2017	2,500,000.00	2,449,225.00	2,483,250.00	1.375	1,107	547	1.602	03/31/2020
912828U73	1069	U.S. Treasury		03/20/2017	2,500,000.00	2,460,750.00	2,490,750.00	1.375	1,000	440	1.513	12/15/2019
912828T67	1070	U.S. Treasury		03/27/2017	2,000,000.00	1,903,680.00	1,942,800.00	1.250	1,679	1,126	1.903	10/31/2021
912828M64	1103	U.S. Treasury		11/09/2017	500,000.00	499,475.00	498,840.00	1.250	371	45	1.481	11/15/2018
912828Q2	1117	U.S. Treasury		01/22/2018	1,000,000.00	976,250.00	985,800.00	1.500	936	684	2.071	08/15/2020
912828WLO	1130	U.S. Treasury		05/10/2018	1,000,000.00	993,400.00	992,600.00	1.500	386	242	2.211	05/31/2019
912828A34	1131	U.S. Treasury		05/10/2018	500,000.00	499,250.00	498,000.00	1.250	204	60	1.974	11/30/2018
912828VA5	1138	U.S. Treasury		05/31/2018	500,000.00	487,265.00	488,250.00	1.125	700	577	2.387	04/30/2020
<b>Subtotal and Average</b>			<b>17,882,540.00</b>		<b>18,000,000.00</b>	<b>17,538,095.00</b>	<b>17,882,540.00</b>		<b>1,190</b>	<b>612</b>	<b>1.469</b>	
<b>Certificate of Deposits</b>												
31938QH72	1019	First Business Bank		05/20/2014	240,000.00	239,212.80	240,000.00	1.750	1,826	231	1.751	05/20/2019
320165HX4	1091	First Farmers Bank & Trust Co.		07/21/2017	240,000.00	237,494.40	240,000.00	1.650	853	416	1.653	11/21/2019
32082BDF3	1020	First Merchants Bank		04/30/2014	240,000.00	239,976.00	240,000.00	1.500	1,644	29	1.501	10/30/2018
32110YLK9	1147	First National Bank of America		07/20/2018	245,000.00	243,172.30	245,000.00	3.150	1,826	1,753	3.152	07/20/2023
33715LBJ8	1124	First Tech Federal Credit Unio		04/18/2018	245,000.00	243,941.60	245,000.00	2.700	915	749	2.623	10/19/2020
88413QBY3	1112	Third Federal Savings and Loan		01/30/2018	245,000.00	240,146.55	245,000.00	2.500	1,462	1,218	2.502	01/31/2022
01748DBE5	1143	Allegiance Bank		06/13/2018	245,000.00	244,380.15	245,000.00	3.100	1,461	1,351	3.102	06/13/2022
01859BAA3	1095	Alliance Credit Union		10/13/2017	245,000.00	236,116.30	245,000.00	2.250	1,826	1,473	2.251	10/13/2022
02006LWX7	1001	Ally Bank Midvale		12/24/2015	240,000.00	239,738.40	240,000.00	1.700	1,096	84	1.702	12/24/2018
02587DP85	1077	Amex Centurion		04/19/2017	240,000.00	234,696.00	240,000.00	2.250	1,461	931	2.252	04/19/2021
02587CFU9	1096	American Express Fed Savings B		08/29/2017	240,000.00	230,896.80	240,000.00	2.400	1,826	1,428	2.402	08/29/2022
034577AH9	1119	Aneca Federal Credit Union		03/22/2018	245,000.00	240,198.00	245,000.00	2.800	1,826	1,633	2.802	03/22/2023
06740KLJ4	1097	Barclays Bank		10/25/2017	240,000.00	231,645.60	240,000.00	2.300	1,826	1,485	2.291	10/25/2022
080515CD9	1102	Belmont Savings Bank		11/21/2017	245,000.00	237,630.40	245,000.00	2.100	1,462	1,148	2.101	11/22/2021
05580AGK4	1067	BMW Bank		02/24/2017	240,000.00	232,783.20	240,000.00	2.200	1,826	1,242	2.201	02/24/2022
06610RAP4	1086	Bankers Bank		07/14/2017	240,000.00	233,836.80	240,000.00	1.800	1,280	836	1.804	01/14/2021
14042RGD7	1082	Capital One Natl Assn FDIC4297		06/07/2017	240,000.00	235,188.00	240,000.00	2.250	1,461	980	2.252	06/07/2021
140420RX0	1006	Capital One USA FDIC33954		06/10/2015	245,000.00	241,599.40	245,000.00	1.900	1,827	618	1.902	06/10/2020
20033APG5	1009	Comenity Capital Bank		02/22/2016	240,000.00	232,905.60	240,000.00	1.700	1,827	875	1.702	02/22/2021
17312QJ26	1123	Citibank NA		04/11/2018	245,000.00	241,097.15	245,000.00	2.900	1,826	1,653	2.902	04/11/2023
17801DDT0	1132	City National Bank of Florida		05/24/2018	240,000.00	239,870.40	240,000.00	2.200	365	235	2.200	05/24/2019
15523RBJ4	1085	Central State Bank		07/14/2017	240,000.00	232,308.00	240,000.00	1.850	1,461	1,017	1.851	07/14/2021
20786ABD6	1011	Connect One		06/05/2015	248,000.00	246,918.72	248,000.00	1.500	1,461	247	1.501	06/05/2019

**City of La Quinta  
Portfolio Management  
Portfolio Details - Investments  
September 30, 2018**

CUSIP	Investment #	Issuer	Average Balance	Purchase Date	Par Value	Market Value	Book Value	Stated Rate	Term	Days to Maturity	YTM 365	Maturity Date
<b>Certificate of Deposits</b>												
22766ACB9	1106	CrossFirst Bank		11/20/2017	245,000.00	235,256.35	245,000.00	2.200	1,824	1,509	2.201	11/18/2022
2546722U1	1066	Discover Bank Greenwood DE CF		02/01/2017	240,000.00	233,347.20	240,000.00	2.250	1,826	1,219	2.251	02/01/2022
259744DS6	1093	Douglas National Bank		07/19/2017	240,000.00	236,937.60	240,000.00	1.650	916	477	1.655	01/21/2020
27002YDV5	1146	Eagle Bank		07/20/2018	245,000.00	244,389.95	245,000.00	2.850	915	842	2.858	01/20/2021
29278TAY6	1125	EnerBank USA		04/30/2018	240,000.00	236,563.20	240,000.00	2.950	1,824	1,670	2.952	04/28/2023
29367QCP1	1107	Enterprise Bank, NA		11/28/2017	245,000.00	234,690.40	245,000.00	2.150	1,826	1,519	2.151	11/28/2022
294209AQ4	1016	Ephrata Bank		04/30/2014	240,000.00	239,666.40	240,000.00	1.650	1,826	211	1.651	04/30/2019
29976DXX3	1017	EverBank		06/05/2015	248,000.00	243,593.04	248,000.00	1.700	1,827	613	1.702	06/05/2020
307814DC4	1018	Farmers & Merch		06/05/2015	248,000.00	247,226.24	248,000.00	1.250	1,341	127	1.252	02/05/2019
30960QAG2	1126	Farmers Insurance Group FCU		04/30/2018	240,000.00	237,100.80	240,000.00	2.800	1,460	1,306	2.802	04/29/2022
35638BAA9	1111	Freedom Credit Union		12/22/2017	245,000.00	240,269.05	245,000.00	2.050	1,096	813	2.052	12/22/2020
402194EB6	1024	Gulf Coast Bank		05/19/2014	240,000.00	239,215.20	240,000.00	1.750	1,827	231	1.724	05/20/2019
369674AV8	1150	General Electric Credit Union		08/15/2018	240,000.00	240,240.00	240,000.00	3.100	1,097	1,050	3.100	08/16/2021
38148PJK4	1078	Goldman Sachs		04/26/2017	240,000.00	233,906.40	240,000.00	2.400	1,826	1,303	2.401	04/26/2022
319141GT8	1094	First Bank of Highland		07/13/2017	240,000.00	235,509.60	240,000.00	1.750	1,096	651	1.752	07/13/2020
40434YLE5	1088	HSBC Bank USA, National Associ		07/14/2017	240,000.00	232,485.60	240,000.00	2.300	1,826	1,382	2.301	07/14/2022
472376AC6	1100	Jefferson Bank & Trust		11/09/2017	245,000.00	241,087.35	245,000.00	1.750	915	589	1.751	05/12/2020
50116CBE8	1101	Kansas State Bank		11/17/2017	245,000.00	236,067.30	245,000.00	2.100	1,642	1,324	2.099	05/17/2022
499724AB8	1110	Knoxville TVA Credit Union		12/29/2017	245,000.00	236,812.10	245,000.00	2.400	1,826	1,550	2.401	12/29/2022
58740XZL7	1087	Mercantile Bank of Michigan		07/07/2017	240,000.00	235,576.80	240,000.00	1.750	1,096	645	1.752	07/07/2020
59101LDR5	1133	Metabank Sioux Falls		05/15/2018	245,000.00	244,879.95	245,000.00	2.050	290	151	2.057	03/01/2019
063615AVO	1002	Bank Midwest		06/12/2015	248,000.00	243,290.48	248,000.00	1.650	1,827	620	1.652	06/12/2020
61747MA92	1109	Morgan Stanley Bank		11/16/2017	245,000.00	242,885.65	245,000.00	1.800	732	413	1.800	11/18/2019
619165GE7	1030	Morton Community		06/12/2015	248,000.00	247,692.48	248,000.00	1.250	1,279	72	1.251	12/12/2018
61760AEP0	1108	Morgan Stanley Private Bk, NA		11/16/2017	245,000.00	242,748.45	245,000.00	1.750	732	413	1.750	11/18/2019
62384RAC0	1099	Mountain America Federal CU		11/08/2017	245,000.00	236,300.05	245,000.00	2.300	1,826	1,499	2.301	11/08/2022
666613GV0	1127	Northpointe Bank		04/26/2018	240,000.00	237,223.20	240,000.00	2.700	1,279	1,121	2.703	10/26/2021
06426KAN8	1151	Bank of New England		07/31/2018	249,000.00	248,200.71	249,000.00	3.250	1,826	1,764	3.252	07/31/2023
649447RL5	1137	New York Community Bank		05/25/2018	245,000.00	244,870.15	245,000.00	2.050	276	147	2.050	02/25/2019
677721CN0	1089	The Ohio Valley Bank		07/19/2017	240,000.00	230,784.00	240,000.00	1.900	1,645	1,206	1.903	01/19/2022
69324MAD7	1149	PCSB Bank		06/08/2018	245,000.00	243,547.15	245,000.00	3.000	1,461	1,346	3.002	06/08/2022
704692AL6	1031	Peapack-Gladstone Bank		05/28/2014	240,000.00	239,570.40	240,000.00	1.800	1,826	239	1.801	05/28/2019
74267GVG9	1032	PrivateBank & Trust		05/26/2016	240,000.00	231,302.40	240,000.00	1.500	1,826	968	1.501	05/26/2021
74934YAH4	1144	RCB Bank		06/20/2018	245,000.00	243,321.75	245,000.00	3.150	1,826	1,723	3.152	06/20/2023
319267GC8	1081	First Bank Richmond		06/21/2017	245,000.00	239,215.55	245,000.00	1.800	1,251	784	1.802	11/23/2020
76951DAL4	1034	Riverwood		06/05/2015	248,000.00	246,288.80	248,000.00	1.400	1,553	339	1.402	09/05/2019

**City of La Quinta  
Portfolio Management  
Portfolio Details - Investments  
September 30, 2018**

CUSIP	Investment #	Issuer	Average Balance	Purchase Date	Par Value	Market Value	Book Value	Stated Rate	Term	Days to Maturity	YTM 365	Maturity Date
<b>Certificate of Deposits</b>												
795450A70	1083	Sallie Mae Bank Salt Lake City		06/21/2017	240,000.00	233,078.40	240,000.00	2.350	1,826	1,359	2.351	06/21/2022
83427LAX2	1035	Solomon State		06/04/2015	248,000.00	246,926.16	248,000.00	1.400	1,461	246	1.401	06/04/2019
857894TC3	1076	Stearnes Bank, N.A.		04/21/2017	240,000.00	235,831.20	240,000.00	1.600	1,096	568	1.588	04/21/2020
87164XQV1	1080	Synchrony Bank Retail		06/02/2017	240,000.00	233,637.60	240,000.00	2.400	1,826	1,340	2.401	06/02/2022
89214PBL2	1128	Towne Bank		04/30/2018	240,000.00	238,744.80	240,000.00	2.800	1,096	942	2.800	04/30/2021
89269CBX9	1148	Traditions Bank		06/08/2018	245,000.00	243,304.60	245,000.00	3.000	1,522	1,407	3.002	08/08/2022
90521AQW1	1136	Union BankNA		05/16/2018	240,000.00	239,887.20	240,000.00	2.200	365	227	2.200	05/16/2019
91330ABN6	1120	Unity Bank		03/16/2018	245,000.00	242,447.10	245,000.00	2.550	1,096	897	2.552	03/16/2021
91435LAG2	1134	University of Iowa Comm. CU		05/14/2018	240,000.00	237,494.40	240,000.00	3.050	1,827	1,687	3.052	05/15/2023
94768NJQ8	1042	Webster Bank		04/23/2014	240,000.00	239,676.00	240,000.00	1.800	1,826	204	1.801	04/23/2019
9497483N5	1043	Wells Fargo		02/26/2016	240,000.00	239,486.40	240,000.00	1.200	1,096	148	1.201	02/26/2019
92937CHG6	1145	Wex Bank		06/13/2018	245,000.00	244,813.80	245,000.00	2.750	733	623	2.754	06/15/2020
<b>Subtotal and Average</b>			<b>17,240,000.00</b>		<b>17,240,000.00</b>	<b>16,973,141.98</b>	<b>17,240,000.00</b>		<b>1,432</b>	<b>889</b>	<b>2.165</b>	
<b>Corporate Notes</b>												
037833CC2	1079	Apple Inc		06/12/2017	500,000.00	479,630.00	493,050.00	1.550	1,514	1,038	1.900	08/04/2021
478160BR4	1075	Johnson and Johnson Corp		03/29/2017	2,000,000.00	1,989,220.00	1,993,200.00	1.125	702	151	1.305	03/01/2019
594918BV5	1118	Microsoft Corporation		01/22/2018	500,000.00	493,935.00	497,700.00	1.850	745	493	2.081	02/06/2020
89236TDH5	1098	Toyota Motor Credit Corp		11/07/2017	500,000.00	493,380.00	498,750.00	1.550	710	382	1.681	10/18/2019
<b>Subtotal and Average</b>			<b>3,482,700.00</b>		<b>3,500,000.00</b>	<b>3,456,165.00</b>	<b>3,482,700.00</b>		<b>824</b>	<b>359</b>	<b>1.554</b>	
<b>Money Market Accounts</b>												
SYS1153	1153	California Asset Management Pr		09/26/2018	1,000,301.29	1,000,301.29	1,000,301.29		1	1	0.000	
<b>Subtotal and Average</b>			<b>166,676.71</b>		<b>1,000,301.29</b>	<b>1,000,301.29</b>	<b>1,000,301.29</b>		<b>1</b>	<b>1</b>	<b>0.000</b>	
<b>Money Market with Fiscal Agent</b>												
SYS1058	1058	US Bank		07/01/2016	672,562.86	672,562.86	672,562.86		1	1	0.000	
<b>Subtotal and Average</b>			<b>12,538,701.92</b>		<b>672,562.86</b>	<b>672,562.86</b>	<b>672,562.86</b>		<b>1</b>	<b>1</b>	<b>0.000</b>	
<b>Managed Pool Accounts-OPEB Trust</b>												
SYS1114	1114	CalPERS CERBT Plan		07/01/2018	1,541,740.25	1,541,740.25	1,541,740.25		1	1	0.000	
<b>Subtotal and Average</b>			<b>1,521,960.54</b>		<b>1,541,740.25</b>	<b>1,541,740.25</b>	<b>1,541,740.25</b>		<b>1</b>	<b>1</b>	<b>0.000</b>	

**City of La Quinta  
Portfolio Management  
Portfolio Details - Investments  
September 30, 2018**

CUSIP	Investment #	Issuer	Average Balance	Purchase Date	Par Value	Market Value	Book Value	Stated Rate	Term	Days to Maturity	YTM 365
		<b>Total and Average</b>	144,336,348.41		130,073,443.91	128,625,483.06	129,867,108.91		617	366	1.888



**City of La Quinta  
Total Earnings  
Sorted by Fund - Fund  
September 1, 2018 - September 30, 2018**

CUSIP	Investment #	Fund	Issuer	Ending Par Value	Beginning Book Value	Ending Book Value	Current Rate	Annualized Yield	Adjusted Interest Earnings			
									Interest Earned	Amortization/ Accretion	Realized Gain/Loss	Adjusted Interest Earnings
<b>Fund: General Fund</b>												
3135G0S53	1072	101	FNMA	2,000,000.00	2,000,000.00	2,000,000.00	1.700	1.724	2,833.33	0.00	0.00	2,833.33
3135G0N33	1140	101	FNMA	500,000.00	492,000.00	492,000.00	0.875	0.902	364.58	0.00	0.00	364.58
3135G0ZG1	1139	101	FNMA	500,000.00	496,700.00	496,700.00	1.750	1.786	729.17	0.00	0.00	729.17
3134GSCQ6	1122	101	FHLMC	750,000.00	746,625.00	746,625.00	2.750	2.801	1,718.75	0.00	0.00	1,718.75
3137EADZ9	1129	101	FHLMC	500,000.00	495,250.00	495,250.00	1.125	1.152	468.75	0.00	0.00	468.75
3134G8Y37	1054	101	FHLMC	2,500,000.00	2,500,000.00	2,500,000.00	1.500	1.521	3,125.00	0.00	0.00	3,125.00
3134GBWVG3	1090	101	FHLMC	1,000,000.00	1,000,000.00	1,000,000.00	2.150	2.180	1,791.66	0.00	0.00	1,791.66
3134GSCD5	1116	101	FHLMC	1,000,000.00	1,000,000.00	1,000,000.00	2.550	2.585	2,125.00	0.00	0.00	2,125.00
3134GBXF4	1084	101	FHLMC	1,000,000.00	999,500.00	999,500.00	2.000	2.029	1,666.67	0.00	0.00	1,666.67
3134GBAE2	1073	101	FHLMC	2,000,000.00	1,990,000.00	1,990,000.00	2.000	2.038	3,333.33	0.00	0.00	3,333.33
3133EHJA2	1142	101	FFCB	500,000.00	491,750.00	491,750.00	1.550	1.598	645.83	0.00	0.00	645.83
3133EGFU4	1141	101	FFCB	500,000.00	494,750.00	494,750.00	1.210	1.240	504.17	0.00	0.00	504.17
3133EGLC7	1092	101	FFCB	1,000,000.00	992,600.00	992,600.00	1.080	1.103	900.00	0.00	0.00	900.00
3133EHWM1	1105	101	FFCB	1,000,000.00	992,200.00	992,200.00	1.700	1.737	1,416.67	0.00	0.00	1,416.67
3130A9UQ2	1064	101	FHLB	2,500,000.00	2,500,000.00	2,500,000.00	1.375	1.394	2,864.59	0.00	0.00	2,864.59
3130A7QZ1	1053	101	FHLB	2,500,000.00	2,491,250.00	2,491,250.00	1.350	1.374	2,812.50	0.00	0.00	2,812.50
3130A66T9	1104	101	FHLB	1,000,000.00	996,800.00	996,800.00	1.625	1.653	1,354.17	0.00	0.00	1,354.17
3130ADMFB	1121	101	FHLB	1,000,000.00	999,000.00	999,000.00	2.375	2.410	1,979.16	0.00	0.00	1,979.16
912828A34	1131	101	USTR	500,000.00	498,000.00	498,000.00	1.250	1.252	512.30	0.00	0.00	512.30
912828L81	1063	101	USTR	2,500,000.00	2,502,250.00	2,502,250.00	0.875	0.872	1,793.03	0.00	0.00	1,793.03
912828J84	1068	101	USTR	2,500,000.00	2,483,250.00	2,483,250.00	1.375	1.381	2,818.14	0.00	0.00	2,818.14
912828VA5	1138	101	USTR	500,000.00	488,250.00	488,250.00	1.125	1.143	458.56	0.00	0.00	458.56
912828U73	1069	101	USTR	2,500,000.00	2,490,750.00	2,490,750.00	1.375	1.376	2,817.62	0.00	0.00	2,817.62
912828WL0	1130	101	USTR	1,000,000.00	992,600.00	992,600.00	1.500	1.507	1,229.50	0.00	0.00	1,229.50
912828T67	1070	101	USTR	2,000,000.00	1,942,800.00	1,942,800.00	1.250	1.276	2,038.05	0.00	0.00	2,038.05
912828S27	1045	101	USTR	5,000,000.00	5,000,000.00	5,000,000.00	1.125	1.116	4,585.59	0.00	0.00	4,585.59
912828Q2	1117	101	USTR	1,000,000.00	985,800.00	985,800.00	1.500	1.509	1,222.83	0.00	0.00	1,222.83
912828M64	1103	101	USTR	500,000.00	498,840.00	498,840.00	1.250	1.243	509.51	0.00	0.00	509.51
9497483N5	1043	101	WELLS	240,000.00	240,000.00	240,000.00	1.200	1.200	236.71	0.00	0.00	236.71
4159282482	1057	101	WELLS	399,222.74	2,390,616.49	399,222.74			0.01	0.00	0.00	0.01



**City of La Quinta  
Total Earnings  
September 1, 2018 - September 30, 2018**

CUSIP	Investment #	Fund	Issuer	Ending Par Value	Beginning Book Value	Ending Book Value	Current Rate	Annualized Yield	Adjusted Interest Earnings			Adjusted Interest Earnings
									Interest Earned	Amortization/ Accretion	Realized Gain/Loss	
<b>Fund: General Fund</b>												
38148PJK4	1078	101	GLDMAN	240,000.00	240,000.00	240,000.00	2.400	2.400	473.42	0.00	0.00	473.42
02587DP85	1077	101	AMEX	240,000.00	240,000.00	240,000.00	2.250	2.250	443.84	0.00	0.00	443.84
94768NJQ8	1042	101	WEB	240,000.00	240,000.00	240,000.00	1.800	1.800	355.07	0.00	0.00	355.07
05580AGK4	1067	101	BMW	240,000.00	240,000.00	240,000.00	2.200	2.200	433.97	0.00	0.00	433.97
06740KLJ4	1097	101	BARCLY	240,000.00	240,000.00	240,000.00	2.300	2.300	453.70	0.00	0.00	453.70
88413QBY3	1112	101	3RD	245,000.00	245,000.00	245,000.00	2.500	2.500	503.42	0.00	0.00	503.42
32082BDF3	1020	101	1STMER	240,000.00	240,000.00	240,000.00	1.500	1.500	295.89	0.00	0.00	295.89
294209AQ4	1016	101	EPHRAT	240,000.00	240,000.00	240,000.00	1.650	1.650	325.48	0.00	0.00	325.48
31938QH72	1019	101	1STBUS	240,000.00	240,000.00	240,000.00	1.750	1.750	345.20	0.00	0.00	345.20
402194EB6	1024	101	GCB	240,000.00	240,000.00	240,000.00	1.750	1.750	345.20	0.00	0.00	345.20
704692AL6	1031	101	PEAPAC	240,000.00	240,000.00	240,000.00	1.800	1.800	355.07	0.00	0.00	355.07
89214PBL2	1128	101	TOWNE	240,000.00	240,000.00	240,000.00	2.800	2.792	550.82	0.00	0.00	550.82
619165GE7	1030	101	MORTN	248,000.00	248,000.00	248,000.00	1.250	1.250	254.79	0.00	0.00	254.79
307814DC4	1018	101	FARMER	248,000.00	248,000.00	248,000.00	1.250	1.250	254.79	0.00	0.00	254.79
83427LAX2	1035	101	SOLOM	248,000.00	248,000.00	248,000.00	1.400	1.400	285.37	0.00	0.00	285.37
20786ABD6	1011	101	CONNEC	248,000.00	248,000.00	248,000.00	1.500	1.500	305.75	0.00	0.00	305.75
76951DAL4	1034	101	RVRW	248,000.00	248,000.00	248,000.00	1.400	1.400	285.37	0.00	0.00	285.37
29976DXX3	1017	101	EVBA	248,000.00	248,000.00	248,000.00	1.700	1.700	346.52	0.00	0.00	346.52
140420RX0	1006	101	CAPONE	245,000.00	245,000.00	245,000.00	1.900	1.900	382.60	0.00	0.00	382.60
063615AVO	1002	101	MIDWES	248,000.00	248,000.00	248,000.00	1.650	1.650	336.33	0.00	0.00	336.33
02006LWX7	1001	101	ALLY	240,000.00	240,000.00	240,000.00	1.700	1.700	335.34	0.00	0.00	335.34
20033APG5	1009	101	CCBA	240,000.00	240,000.00	240,000.00	1.700	1.700	335.34	0.00	0.00	335.34
74267GVG9	1032	101	PRVTBA	240,000.00	240,000.00	240,000.00	1.500	1.500	295.89	0.00	0.00	295.89
98-33-434	1055	101	LAIF	49,617,395.42	49,617,395.42	49,617,395.42	2.063	2.157	87,963.62	0.00	0.00	87,963.62
2546722U1	1066	101	DISCOV	240,000.00	240,000.00	240,000.00	2.250	2.250	443.83	0.00	0.00	443.83
478160BR4	1075	101	J&J	2,000,000.00	1,993,200.00	1,993,200.00	1.125	1.145	1,875.00	0.00	0.00	1,875.00
857894TC3	1076	101	STRNS	240,000.00	240,000.00	240,000.00	1.600	1.600	315.62	0.00	0.00	315.62
037833CC2	1079	101	APPL	500,000.00	493,050.00	493,050.00	1.550	1.594	645.83	0.00	0.00	645.83
87164XQV1	1080	101	SYNCHR	240,000.00	240,000.00	240,000.00	2.400	2.400	473.43	0.00	0.00	473.43
319267GC8	1081	101	RICHMN	245,000.00	245,000.00	245,000.00	1.800	1.800	362.46	0.00	0.00	362.46
14042RGD7	1082	101	CAP1NA	240,000.00	240,000.00	240,000.00	2.250	2.250	443.83	0.00	0.00	443.83
795450A70	1083	101	SALMAE	240,000.00	240,000.00	240,000.00	2.350	2.350	463.56	0.00	0.00	463.56
15523RBJ4	1085	101	CNTRL	240,000.00	240,000.00	240,000.00	1.850	1.850	364.94	0.00	0.00	364.94
06610RAP4	1086	101	BNKRS	240,000.00	240,000.00	240,000.00	1.800	1.800	355.06	0.00	0.00	355.06
58740XZL7	1087	101	MERCTL	240,000.00	240,000.00	240,000.00	1.750	1.750	345.21	0.00	0.00	345.21
40434YLE5	1088	101	HSBC	240,000.00	240,000.00	240,000.00	2.300	2.300	453.70	0.00	0.00	453.70
677721CN0	1089	101	OHVAL	240,000.00	240,000.00	240,000.00	1.900	1.900	374.79	0.00	0.00	374.79

City of La Quinta  
 Total Earnings  
 September 1, 2018 - September 30, 2018

CUSIP	Investment #	Fund	Issuer	Ending Par Value	Beginning Book Value	Ending Book Value	Current Rate	Annualized Yield	Adjusted Interest Earnings			Adjusted Interest Earnings
									Interest Earned	Amortization/ Accretion	Realized Gain/Loss	
<b>Fund: General Fund</b>												
320165HX4	1091	101	1STFRM	240,000.00	240,000.00	240,000.00	1.650	1.650	325.48	0.00	0.00	325.48
259744DS6	1093	101	DOUGLS	240,000.00	240,000.00	240,000.00	1.650	1.650	325.48	0.00	0.00	325.48
319141GT8	1094	101	HIGHLD	240,000.00	240,000.00	240,000.00	1.750	1.750	345.21	0.00	0.00	345.21
01859BAA3	1095	101	ALLIAN	245,000.00	245,000.00	245,000.00	2.250	2.250	453.09	0.00	0.00	453.09
02587CFU9	1096	101	AMFSB	240,000.00	240,000.00	240,000.00	2.400	2.400	473.43	0.00	0.00	473.43
89236TDH5	1098	101	TOYOTA	500,000.00	498,750.00	498,750.00	1.550	1.575	645.84	0.00	0.00	645.84
62384RAC0	1099	101	MTNAMR	245,000.00	245,000.00	245,000.00	2.300	2.300	463.15	0.00	0.00	463.15
472376AC6	1100	101	JFFRSN	245,000.00	245,000.00	245,000.00	1.750	1.750	352.39	0.00	0.00	352.39
50116CBE8	1101	101	KANSAS	245,000.00	245,000.00	245,000.00	2.100	2.100	422.88	0.00	0.00	422.88
080515CD9	1102	101	BELMNT	245,000.00	245,000.00	245,000.00	2.100	2.100	422.87	0.00	0.00	422.87
22766ACB9	1106	101	CRS1ST	245,000.00	245,000.00	245,000.00	2.200	2.200	443.02	0.00	0.00	443.02
29367QCP1	1107	101	ENTRPR	245,000.00	245,000.00	245,000.00	2.150	2.150	432.94	0.00	0.00	432.94
61760AEP0	1108	101	MSPRIV	245,000.00	245,000.00	245,000.00	1.750	1.750	352.40	0.00	0.00	352.40
61747MA92	1109	101	MORGST	245,000.00	245,000.00	245,000.00	1.800	1.800	362.47	0.00	0.00	362.47
499724AB8	1110	101	KNOX	245,000.00	245,000.00	245,000.00	2.400	2.400	483.29	0.00	0.00	483.29
35638BAA9	1111	101	FREECU	245,000.00	245,000.00	245,000.00	2.050	2.050	412.81	0.00	0.00	412.81
SYS1059	1059	101	CITYPC	3,300.00	3,000.00	3,300.00			0.00	0.00	0.00	0.00
SYS1114	1114	101	CALPRS	1,541,740.25	1,521,278.48	1,541,740.25			0.00	0.00	0.00	0.00
594918BV5	1118	101	MCRSFT	500,000.00	497,700.00	497,700.00	1.850	1.884	770.83	0.00	0.00	770.83
034577AH9	1119	101	ANECA	245,000.00	245,000.00	245,000.00	2.800	2.800	563.83	0.00	0.00	563.83
91330ABN6	1120	101	UNITY	245,000.00	245,000.00	245,000.00	2.550	2.550	513.49	0.00	0.00	513.49
17312QJ26	1123	101	CITINA	245,000.00	245,000.00	245,000.00	2.900	2.900	583.98	0.00	0.00	583.98
33715LBJ8	1124	101	1STTCH	245,000.00	245,000.00	245,000.00	2.700	2.700	543.70	0.00	0.00	543.70
29278TAY6	1125	101	ENER	240,000.00	240,000.00	240,000.00	2.950	2.950	581.92	0.00	0.00	581.92
30960QAG2	1126	101	FARMIG	240,000.00	240,000.00	240,000.00	2.800	2.800	552.33	0.00	0.00	552.33
666613GV0	1127	101	NORPNT	240,000.00	240,000.00	240,000.00	2.700	2.700	532.61	0.00	0.00	532.61
17801DDT0	1132	101	CNBF	240,000.00	240,000.00	240,000.00	2.200	2.200	433.97	0.00	0.00	433.97
59101LDR5	1133	101	METASF	245,000.00	245,000.00	245,000.00	2.050	2.050	412.81	0.00	0.00	412.81
91435LAG2	1134	101	UOFICU	240,000.00	240,000.00	240,000.00	3.050	3.050	601.65	0.00	0.00	601.65
649447RL5	1137	101	NYCMBK	245,000.00	245,000.00	245,000.00	2.050	2.050	412.81	0.00	0.00	412.81
90521AQW1	1136	101	UNION	240,000.00	240,000.00	240,000.00	2.200	2.200	433.97	0.00	0.00	433.97
01748DBE5	1143	101	ALLGNC	245,000.00	245,000.00	245,000.00	3.100	3.100	624.24	0.00	0.00	624.24
74934YAH4	1144	101	RCB	245,000.00	245,000.00	245,000.00	3.150	3.150	634.31	0.00	0.00	634.31
92937CHG6	1145	101	WEX	245,000.00	245,000.00	245,000.00	2.750	2.750	553.77	0.00	0.00	553.77
27002YDV5	1146	101	EAGLE	245,000.00	245,000.00	245,000.00	2.850	2.850	573.90	0.00	0.00	573.90
32110YLK9	1147	101	1STNBA	245,000.00	245,000.00	245,000.00	3.150	3.150	634.32	0.00	0.00	634.32
89269CBX9	1148	101	TRAD	245,000.00	245,000.00	245,000.00	3.000	3.000	604.11	0.00	0.00	604.11

**City of La Quinta  
Total Earnings  
September 1, 2018 - September 30, 2018**

CUSIP	Investment #	Fund	Issuer	Ending Par Value	Beginning Book Value	Ending Book Value	Current Rate	Annualized Yield	Adjusted Interest Earnings			Adjusted Interest Earnings
									Interest Earned	Amortization/ Accretion	Realized Gain/Loss	
<b>Fund: General Fund</b>												
69324MAD7	1149	101	PCSB	245,000.00	245,000.00	245,000.00	3.000	3.000	604.11	0.00	0.00	604.11
369674AV8	1150	101	GEGRUN	240,000.00	240,000.00	240,000.00	3.100	3.100	611.51	0.00	0.00	611.51
06426KAN8	1151	101	NWENGL	249,000.00	249,000.00	249,000.00	3.250	3.250	665.14	0.00	0.00	665.14
SYS1153	1153	101	CAMP	1,000,301.29	0.00	1,000,301.29		2.199	301.29	0.00	0.00	301.29
			<b>Subtotal</b>	<b>113,051,959.70</b>	<b>113,815,955.39</b>	<b>112,845,624.70</b>		<b>1.832</b>	<b>171,496.58</b>	<b>0.00</b>	<b>0.00</b>	<b>171,496.58</b>
<b>Fund: 1st Empire Securities Cash Bal</b>												
SYS1060	1060	102	EMPIRE	52,810.58	0.00	52,810.58		18.523	26.95	0.00	0.00	26.95
			<b>Subtotal</b>	<b>52,810.58</b>	<b>0.00</b>	<b>52,810.58</b>		<b>18.523</b>	<b>26.95</b>	<b>0.00</b>	<b>0.00</b>	<b>26.95</b>
<b>Fund: Fiscal Agent</b>												
SYS1058	1058	231	USBANK	672,562.86	12,947,879.13	672,562.86		0.439	4,522.67	0.00	0.00	4,522.67
			<b>Subtotal</b>	<b>672,562.86</b>	<b>12,947,879.13</b>	<b>672,562.86</b>		<b>0.439</b>	<b>4,522.67</b>	<b>0.00</b>	<b>0.00</b>	<b>4,522.67</b>
<b>Fund: Housing Authority : WSA and LQ</b>												
SYS1062	1062	241	LQPR	242,792.85	242,097.45	242,792.85			0.00	0.00	0.00	0.00
			<b>Subtotal</b>	<b>242,792.85</b>	<b>242,097.45</b>	<b>242,792.85</b>			<b>0.00</b>	<b>0.00</b>	<b>0.00</b>	<b>0.00</b>
<b>Fund: SA Low/Mod Bond Fund</b>												
25-33-005	1113	249	LAIF	16,053,317.92	17,953,317.92	16,053,317.92	2.063	2.157	31,266.93	0.00	0.00	31,266.93
			<b>Subtotal</b>	<b>16,053,317.92</b>	<b>17,953,317.92</b>	<b>16,053,317.92</b>		<b>2.157</b>	<b>31,266.93</b>	<b>0.00</b>	<b>0.00</b>	<b>31,266.93</b>
			<b>Total</b>	<b>130,073,443.91</b>	<b>144,959,249.89</b>	<b>129,867,108.91</b>		<b>1.748</b>	<b>207,313.13</b>	<b>0.00</b>	<b>0.00</b>	<b>207,313.13</b>



**City of La Quinta  
Maturity Report  
Sorted by Maturity Date  
Received or due during July 1, 2018 - September 30, 2018**

CUSIP	Investment #	Fund	Sec. Type	Issuer	Par Value	Maturity Date	Purchase Date	Rate at Maturity	Book Value at Maturity	Interest	Maturity Proceeds	Net Income
75874TAH4	1033	101	MC1	REGAL	240,000.00	07/16/2018	05/16/2014	1.400	240,000.00	276.16	240,276.16	276.16
17284CKN3	1008	101	MC1	CITI	240,000.00	08/14/2018	08/14/2013	1.900	240,000.00	2,261.26	242,261.26	2,261.26
<b>Total Maturities</b>					<b>480,000.00</b>				<b>480,000.00</b>	<b>2,537.42</b>	<b>482,537.42</b>	<b>2,537.42</b>



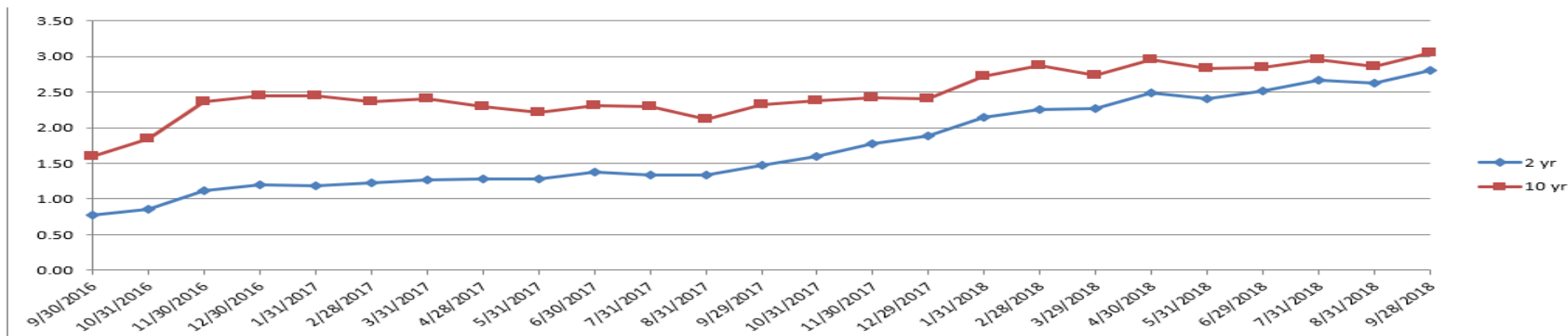
**City of La Quinta  
Purchases Report  
Sorted by Fund - Fund  
July 2, 2018 - September 30, 2018**

CUSIP	Investment #	Fund	Sec. Type Issuer	Original Par Value	Purchase Date	Payment Periods	Principal Purchased	Accrued Interest at Purchase	Rate at Purchase	Maturity Date	YTM	Ending Book Value
<b>General Fund</b>												
32110YLK9	1147	101	MC1 1STNBA	245,000.00	07/20/2018	08/20 - Monthly	245,000.00		3.150	07/20/2023	3.152	245,000.00
27002YDV5	1146	101	MC1 EAGLE	245,000.00	07/20/2018	08/20 - Monthly	245,000.00		2.850	01/20/2021	2.858	245,000.00
06426KAN8	1151	101	MC1 NWENGL	249,000.00	07/31/2018	08/31 - Monthly	249,000.00		3.250	07/31/2023	3.252	249,000.00
369674AV8	1150	101	MC1 GECRUN	240,000.00	08/15/2018	09/01 - Monthly	240,000.00		3.100	08/16/2021	3.100	240,000.00
SYS1153	1153	101	RR3 CAMP	1,000,000.00	09/26/2018	/ - Monthly	1,000,000.00					1,000,301.29
			<b>Subtotal</b>	<b>1,979,000.00</b>			<b>1,979,000.00</b>	<b>0.00</b>				<b>1,979,301.29</b>
			<b>Total Purchases</b>	<b>1,979,000.00</b>			<b>1,979,000.00</b>	<b>0.00</b>				<b>1,979,301.29</b>

### US Treasury Rates

<https://www.treasury.gov/resource-center/data-chart-center/interest-rates/Pages/TextView.aspx?data=yieldYear&year=2018>

Date	1 Mo	2 Mo	3 Mo	6 Mo	1 Yr	2 Yr	3 Yr	5 Yr	7 Yr	10 Yr	20 Yr	30 Yr
07/31/18	1.94	N/A	2.03	2.21	2.44	2.67	2.77	2.85	2.92	2.96	3.03	3.08
08/31/18	1.95	N/A	2.11	2.28	2.46	2.62	2.70	2.74	2.81	2.86	2.95	3.02
09/28/18	2.12	N/A	2.19	2.36	2.59	2.81	2.88	2.94	3.01	3.05	3.13	3.19



### Commercial Paper Rates

<https://www.federalreserve.gov/releases/cp/rates.htm>

Period	AA nonfinancial					
	1-day	7-day	15-day	30-day	60-day	90-day
Annual average						
2016	0.35	0.35	0.36	0.39	0.45	0.52
2017	0.94	0.93	0.95	0.97	1.01	1.06
2018*	1.74	1.79	1.81	1.85	1.91	1.97
Monthly average						
2018-May	1.70	1.73	1.77	1.82	1.92	2.03
June	1.82	1.87	1.90	1.93	2.00	2.08
July	1.91	1.92	1.95	1.95	2.02	2.12
Aug.	1.90	1.91	1.93	1.96	2.02	2.12
Sept.	1.94	1.97	2.02	2.06	2.15	2.19

# City of La Quinta

CITY COUNCIL MEETING: November 20, 2018

## STAFF REPORT

---

**AGENDA TITLE:** RECEIVE AND FILE REVENUE AND EXPENDITURE REPORTS DATED SEPTEMBER 30, 2018

---

### RECOMMENDATION

Receive and file revenue and expenditure reports dated September 30, 2018.

### EXECUTIVE SUMMARY

- The report summarizes the City's year-to-date (YTD) and period revenues and expenditures for September 2018 (Attachment 1).
- Revenue and expenditure reports are also reviewed by the Finance Advisory Commission (FAC).

FISCAL IMPACT – None

### BACKGROUND/ANALYSIS

Below is a summary of the column headers used on the *Revenue and Expenditure Summary Reports*:

Original Total Budget – represents revenue and expenditure budgets the Council adopted in June 2018 for fiscal year 2018/19.

Current Total Budget – represents original adopted budgets plus any carryovers (typically associated with long-term Capital Improvement Projects (CIP) from the prior fiscal year) and any Council approved budget amendments from throughout the year.

Period Activity – represents actual revenues received and expenditures outlaid in the reporting month.

Fiscal Activity – represents actual revenues received and expenditures outlaid YTD.

Variance Favorable/ (Unfavorable) - represents the dollar difference between YTD collections/expenditures and the current budgeted amount.

Percent Used – represents the percentage activity as compared to budget YTD.

**September Revenues**

	MTD	YTD	YTD Percent of Budget
General Fund	\$ 2,096,243	\$ 2,822,432	5.40%
All Funds	\$ 3,500,978	\$ 5,253,455	4.25%

**September Expenditures**

	MTD	YTD	YTD Percent of Budget
General Fund	\$ 1,670,404	\$ 4,248,771	7.53%
Payroll - General Fund	\$ 615,450	\$ 2,426,250	23.93%
All Funds	\$ 18,463,314	\$ 28,200,657	20.04%

**Top Five Revenue/Income Sources for September**

General Fund	Non-General Fund
Measure G Sales Tax	County Government Revenue - Library/Museum
Transient Occupancy (Hotel) Tax	SilverRock Greens Fees Housing Authority Deed
Sales Tax	Repayments
Property Tax	Gas Tax
Franchise Tax- Burrtec	County Sales Tax (Measure A)

**Top Five Expenditures/Outlays for September**

General Fund	Non-General Fund
Sheriff Contract (July)	Successor Agency Debt Service <sup>(1)</sup>
Community Experiences	Housing Construction <sup>(2)</sup>
Marketing and Tourism Promotions	Capital Improvement Program- Construction <sup>(3)</sup>
TOT Resort Rebate Program	Capital Improvement Program- Design <sup>(4)</sup>
Parks Landscape Maintenance	Capital Improvement Program- Land <sup>(5)</sup>

<sup>(1)</sup>Interest and principal payments for redevelopment bonds, funded by dedicated Redevelopment Property Tax Trust Fund (RPTTF) revenue.

<sup>(2)</sup>Housing construction expenses are from the Washington Street Apartments project, a low/moderate income housing project funded by bonds dedicated to housing uses.

<sup>(3)</sup>CIP Construction: Pavement Management Plan (PMP), La Quinta High ADA improvements, Adams retention basin

<sup>(4)</sup>CIP Design: Village Complete Streets, SilverRock event site, Dune Palms projects

<sup>(5)</sup>CIP Land: Acquisitions related to Dune Palms projects

The revenue report includes revenues and transfers into funds from other funds (income items). Revenues are not received uniformly throughout the year, resulting in peaks and valleys. For example, large property tax payments are usually received in December and May. Similarly,



Redevelopment Property Tax Trust Fund payments are typically received in January and June. Any timing imbalance of revenue receipts versus expenditures is funded from the City's cash flow reserve.

The expenditure report includes expenditures and transfers out to other funds. Unlike revenues, expenditures are more likely to be consistent from month to month. However, large debt service payments or CIP expenditures can cause swings. All funds are generally on target or under budget regarding expenditures.

Prepared by: Rosemary Hallick, Financial Services Analyst

Approved by: Karla Campos, Finance Director

Attachment 1: Revenue and Expenditure Report for September 30, 2018

[Click here to return to Agenda](#)



City of La Quinta

For Fiscal: 2018/19 Period Ending: 09/30/2018

**Fund Summary-Revenue**

Fund	Original Total Budget	Current Total Budget	Period Activity	Fiscal Activity	Variance Favorable (Unfavorable)	Percent Used
101 - GENERAL FUND	52,297,400	52,297,400	2,096,243	2,822,432	-49,474,968	5.40 %
201 - GAS TAX FUND	1,965,500	1,965,500	65,113	247,865	-1,717,635	12.61 %
202 - LIBRARY & MUSEUM FUND	2,333,000	2,333,000	878,574	878,574	-1,454,426	37.66 %
203 - PUBLIC SAFETY FUND (MEASU	200,000	200,000	0	0	-200,000	0.00 %
210 - FEDERAL ASSISTANCE FUND	72,000	72,000	0	0	-72,000	0.00 %
212 - SLESA (COPS) FUND	100,100	100,100	0	0	-100,100	0.00 %
215 - LIGHTING & LANDSCAPING FU	1,586,100	1,586,100	0	0	-1,586,100	0.00 %
220 - QUIMBY FUND	367,000	367,000	0	0	-367,000	0.00 %
221 - AB 939 - CALRECYCLE FUND	63,700	63,700	2,762	2,762	-60,938	4.34 %
223 - MEASURE A FUND	971,708	971,708	57,154	57,154	-914,554	5.88 %
225 - INFRASTRUCTURE FUND	100	100	0	0	-100	0.00 %
230 - CASp FUND, AB 1379	4,000	4,000	1,291	4,174	174	104.35 %
231 - SUCCESSOR AGCY PA 1 RORF	0	0	4,522	4,528	4,528	0.00 %
235 - SO COAST AIR QUALITY FUND	51,500	51,500	0	0	-51,500	0.00 %
241 - HOUSING AUTHORITY	315,000	315,000	90,608	236,898	-78,102	75.21 %
243 - RDA Low-Mod Housing Fund	8,000	8,000	0	0	-8,000	0.00 %
249 - SA 2011 LOW/MOD BOND FUI	30,000	30,000	0	0	-30,000	0.00 %
250 - TRANSPORTATION DIF FUND	369,000	369,000	22,736	153,036	-215,964	41.47 %
251 - PARKS & REC DIF FUND	508,200	508,200	16,384	135,168	-373,032	26.60 %
252 - CIVIC CENTER DIF FUND	110,000	110,000	7,390	42,163	-67,837	38.33 %
253 - LIBRARY DEVELOPMENT DIF	30,000	30,000	2,752	22,704	-7,296	75.68 %
254 - COMMUNITY CENTER DIF	15,400	15,400	1,032	8,514	-6,886	55.29 %
255 - STREET FACILITY DIF FUND	15,000	15,000	928	6,238	-8,762	41.59 %
256 - PARK FACILITY DIF FUND	4,000	4,000	320	2,640	-1,360	66.00 %
257 - FIRE PROTECTION DIF	40,000	40,000	3,397	19,402	-20,598	48.50 %
270 - ART IN PUBLIC PLACES FUND	88,500	88,500	2,070	23,246	-65,254	26.27 %
275 - LQ PUBLIC SAFETY OFFICER	2,100	2,100	0	0	-2,100	0.00 %
299 - INTEREST ALLOCATION FUND	0	0	53,112	204,191	204,191	0.00 %
310 - LQ FINANCE AUTHORITY DEBT	671,600	671,600	0	1	-671,599	0.00 %
401 - CAPITAL IMPROVEMENT PROC	11,955,941	53,199,568	32,029	32,029	-53,167,539	0.06 %
501 - FACILITY & FLEET REPLACEMEI	923,700	923,700	0	0	-923,700	0.00 %
502 - INFORMATION TECHNOLOGY	1,189,800	1,484,800	1,315	4,889	-1,479,911	0.33 %
503 - PARK EQUIP & FACILITY FUND	675,000	675,000	0	0	-675,000	0.00 %
504 - INSURANCE FUND	923,600	923,600	0	0	-923,600	0.00 %
601 - SILVERROCK RESORT	4,092,800	4,092,800	140,785	324,387	-3,768,413	7.93 %
602 - SILVERROCK GOLF RESERVE	70,000	70,000	0	0	-70,000	0.00 %
761 - CERBT OPEB TRUST	0	0	20,462	20,462	20,462	0.00 %
<b>Report Total:</b>	<b>82,049,749</b>	<b>123,588,376</b>	<b>3,500,978</b>	<b>5,253,455</b>	<b>-118,334,921</b>	<b>4.25 %</b>



**Fund Summary-Expenditures**

Fund	Original Total Budget	Current Total Budget	Period Activity	Fiscal Activity	Variance Favorable (Unfavorable)	Percent Used
101 - GENERAL FUND	51,153,413	56,449,928	1,670,404	4,248,771	52,201,157	7.53 %
201 - GAS TAX FUND	1,959,900	2,010,829	61,483	173,936	1,836,894	8.65 %
202 - LIBRARY & MUSEUM FUND	1,628,200	1,628,200	28,763	77,093	1,551,107	4.73 %
210 - FEDERAL ASSISTANCE FUND	72,000	72,000	0	0	72,000	0.00 %
212 - SLESA (COPS) FUND	100,000	100,000	0	0	100,000	0.00 %
215 - LIGHTING & LANDSCAPING FU	1,582,700	1,785,400	93,054	253,382	1,532,018	14.19 %
217 - DEVELOPMENT AGREEMENT	67,000	67,000	320	320	66,680	0.48 %
220 - QUIMBY FUND	3,956,000	7,298,488	0	0	7,298,488	0.00 %
221 - AB 939 - CALRECYCLE FUND	35,000	35,000	3,324	3,324	31,676	9.50 %
223 - MEASURE A FUND	961,708	4,733,403	0	0	4,733,403	0.00 %
225 - INFRASTRUCTURE FUND	0	22,618	0	0	22,618	0.00 %
230 - CASp FUND, AB 1379	4,000	4,000	0	0	4,000	0.00 %
231 - SUCCESSOR AGCY PA 1 RORF	0	0	12,947,699	12,947,699	-12,947,699	0.00 %
235 - SO COAST AIR QUALITY FUND	54,000	54,000	0	167	53,833	0.31 %
237 - SUCCESSOR AGCY PA 1 ADMIN	0	0	0	1,650	-1,650	0.00 %
241 - HOUSING AUTHORITY	604,000	602,500	12,569	67,660	534,840	11.23 %
243 - RDA Low-Mod Housing Fund	250,000	250,000	0	0	250,000	0.00 %
248 - SA 2004 LO/MOD BOND FUND	0	0	27,096	751,287	-751,287	0.00 %
249 - SA 2011 LOW/MOD BOND FUI	0	0	1,900,469	6,161,359	-6,161,359	0.00 %
250 - TRANSPORTATION DIF FUND	400,000	2,551,507	0	0	2,551,507	0.00 %
252 - CIVIC CENTER DIF FUND	110,000	110,000	0	0	110,000	0.00 %
253 - LIBRARY DEVELOPMENT DIF	30,000	30,000	0	0	30,000	0.00 %
254 - COMMUNITY CENTER DIF	0	101,639	0	0	101,639	0.00 %
255 - STREET FACILITY DIF FUND	15,000	15,000	0	0	15,000	0.00 %
256 - PARK FACILITY DIF FUND	4,000	4,000	0	0	4,000	0.00 %
257 - FIRE PROTECTION DIF	40,000	40,000	0	0	40,000	0.00 %
270 - ART IN PUBLIC PLACES FUND	322,000	522,000	8,025	15,321	506,679	2.94 %
310 - LQ FINANCE AUTHORITY DEBT	671,600	671,600	0	0	671,600	0.00 %
401 - CAPITAL IMPROVEMENT PROC	11,955,941	53,210,575	1,402,084	1,637,022	51,573,553	3.08 %
501 - FACILITY & FLEET REPLACEMEI	923,700	1,005,784	-91,052	-36,501	1,042,284	-3.63 %
502 - INFORMATION TECHNOLOGY	1,090,700	1,574,200	52,913	180,869	1,393,331	11.49 %
503 - PARK EQUIP & FACILITY FUND	705,000	705,000	9,489	80,260	624,741	11.38 %
504 - INSURANCE FUND	921,100	918,500	4,329	716,295	202,205	77.99 %
601 - SILVERROCK RESORT	4,090,800	4,091,000	332,344	907,911	3,183,089	22.19 %
602 - SILVERROCK GOLF RESERVE	50,200	50,200	0	0	50,200	0.00 %
760 - SUPPLEMENTAL PENSION PLA	0	0	0	12,833	-12,833	0.00 %
<b>Report Total:</b>	<b>83,757,962</b>	<b>140,714,371</b>	<b>18,463,314</b>	<b>28,200,657</b>	<b>112,513,714</b>	<b>20.04 %</b>

# City of La Quinta

CITY COUNCIL MEETING: November 20, 2018

## STAFF REPORT

**AGENDA TITLE:** APPROVE DEMAND REGISTERS DATED NOVEMBER 2 AND 9, 2018

### RECOMMENDATION

Approve demand registers dated November 2 and 9, 2018.

**EXECUTIVE SUMMARY** – None

### FISCAL IMPACT

Demand of Cash:

City	\$	1,204,574.69
Successor Agency of RDA	\$	42,800.92
Housing Authority	\$	5,570.11
	\$	<u>1,252,945.72</u>

### BACKGROUND/ANALYSIS

Routine bills and payroll must be paid between Council meetings. Attachment 1 details the weekly demand registers for November 2, and 9, 2018.

Warrants Issued:

120412-120489	\$	319,051.80
120490-120584	\$	391,870.46
Wire Transfers	\$	346,100.31
Void	\$	(4,550.00)
Payroll Tax transfers	\$	-
Payroll Chks 37369-37370 & Direct Dep	\$	200,473.15
	\$	<u>1,252,945.72</u>

In the amounts listed above, two checks were voided and reissued due to checks being lost in the mail because of address change. Two other checks were voided due to a Washington street apartment tenant's change in relocation benefits.

The most significant expenditures on the demand registers are:

<b>Vendor</b>	<b>Account Name</b>	<b>Amount</b>	<b>Purpose</b>
Conserve Landcare	Landscape Contract	\$ 86,155.77	Landscaping Services
Burtec Waste & Recycling	Due to Waste Management	\$ 62,033.18	Waste Services
American Asphalt INC	Construction	\$ 55,100.00	Slurry Seal & Striping
Ark Connects LLC	Marketing & Tourism	\$ 42,500.00	City IOS Application
Bengal Engineering Design		\$ 39,901.38	Dune Palms Bridge Design Services
Imperial Irrigation District	Various	\$ 39,063.35	Utility Services

**Wire Transfers:** Six transfers totaled \$346,100. Of this amount, \$224,781 was for Landmark, \$103,274 for PERS Health and \$15,000 for appraisal services. (See Attachment 2 for a full listing).

### ALTERNATIVES

Council may approve, partially approve, or reject the demand registers.

Prepared by: Derrick Armendariz, Account Technician

Approved by: Rosemary Hallick, Financial Services Analyst

Attachments: 1. Demand Registers  
2. Wire Transfers

# ATTACHMENT 1 Demand Register



City of La Quinta

Packet: APPKT01791 - DA 11/02/2018

Vendor Name	Payment Number	Description (Item)	Account Name	Account Number	Amount
<b>Fund: 101 - GENERAL FUND</b>					
ACE CARPET CLEANING	120412	10/16/18- FS#93 CARPET CLEANING	Maintenance/Services	101-2002-60691	420.00
AMERIPRIDE SERVICES INC	120415	10/11-10/25/18- WC JANITORIAL SERVICE	Operating Supplies	101-3002-60420	190.35
ATCO MANUFACTURING COM...	120416	10/12/18- SAFETY GEAR TAX	Sales Taxes Payable	101-0000-20304	-19.28
CALPERS LONG-TERM CARE P...	120421	LONG TERM CARE	LT Care Insurance Pay	101-0000-20949	196.05
COACHELLA VALLEY WATER DI...	120424	10/29/18- WATER SERVICE	Utilities - Water - Civic Center ...	101-3005-61202	3,048.06
COACHELLA VALLEY WATER DI...	120424	10/29/18- WATER SERVICE	Utilities - Water -Community P...	101-3005-61209	8,377.18
COACHELLA VALLEY WATER DI...	120424	10/29/18- WATER SERVICE	PM 10 - Dust Control	101-7006-60146	125.00
COACHELLA VALLEY WATER DI...	120424	10/29/18- WATER SERVICE	Utilities - Water -Fritz Burns pa...	101-3005-61204	1,624.75
COACHELLA VALLEY WATER DI...	120424	10/29/18- WATER SERVICE	Utilities - Water	101-3008-61200	534.79
COHEN, ANN MARIE	120425	10/25/18- CARDIO STRENGTH	Instructors	101-3002-60107	58.80
DAIHS FIRST CHOICE SERVICES	120426	10/24/18- CITYWIDE COFFEE SUPPLIES	Citywide Conf Room Supplies	101-1007-60403	319.68
DOOZY MEDIA LLC	120428	11/10/18- SRR SUN SET HOURS PRODUCT...	Community Experiences	101-3003-60149	2,500.00
ESGIL CORPORATION	120432	FY 18/19 ON CALL BUILDING PLAN CHECK...	Plan Checks	101-6003-60118	2,812.50
FEDEX	120434	10/12/18- FREIGHT CHARGES	Postage	101-1007-60470	2,914.94
FERGUSON ENTERPRISES, INC	120435	10/08/18- FS#93 MATERIALS	Maintenance/Services	101-2002-60691	144.95
GRAINGER	120439	10/10/18- LQ PARK SECURITY ENCLOSURE	Materials/Supplies	101-3008-60431	141.72
GUARDIAN HR	120440	11/01-04/30/19- HR CONSULTING	Subscriptions & Publications	101-1004-60352	600.00
IMPERIAL IRRIGATION DIST	120442	10/25/18- ELECTRICITY SERVICE	Utilities - Electricity	101-2002-61101	1,403.93
IMPERIAL IRRIGATION DIST	120442	10/25/18- ELECTRICITY SERVICE	Utilities - Electric - Civic Center...	101-3005-61103	1,694.26
IMPERIAL IRRIGATION DIST	120442	10/25/18- ELECTRICITY SERVICE	Utilities - Electric - Fritz Burns ...	101-3005-61105	1,161.09
IMPERIAL IRRIGATION DIST	120442	10/25/18- ELECTRICITY SERVICE	Utilities - Electric - Sports Com...	101-3005-61106	2,899.16
IMPERIAL IRRIGATION DIST	120442	10/25/18- ELECTRICITY SERVICE	Utilities - Electricity	101-3008-61101	11,444.91
IMPERIAL IRRIGATION DIST	120442	10/03/18- ELECTRICITY SERVICE	Utilities - Electricity	101-2002-61101	1,125.83
IMPERIAL IRRIGATION DIST	120442	10/03/18- ELECTRICITY SERVICE	Utilities - Electric - Monticello ...	101-3005-61102	12.34
IMPERIAL IRRIGATION DIST	120442	10/03/18- ELECTRICITY SERVICE	Utilities - Electric - Colonel Pai...	101-3005-61108	585.12
IMPERIAL IRRIGATION DIST	120442	10/03/18- ELECTRICITY SERVICE	Utilities - Electric - Community...	101-3005-61109	4,105.18
IMPERIAL IRRIGATION DIST	120442	10/03/18- ELECTRICITY SERVICE	Utilities - Electric - Adams Park	101-3005-61110	27.23
IMPERIAL IRRIGATION DIST	120442	10/03/18- ELECTRICITY SERVICE	Utilities - Electric - Velasco Park	101-3005-61111	13.37
IMPERIAL IRRIGATION DIST	120442	10/03/18- ELECTRICITY SERVICE	Utilities - Electric - Eisenhower...	101-3005-61113	21.51
IMPERIAL IRRIGATION DIST	120442	10/03/18- ELECTRICITY SERVICE	Utilities - Electric - Desert Pride	101-3005-61114	13.14
INTERNATIONAL RIGHT OF WA...	120443	09/27/18- CHAPTER 57 DUES - A FERREIRA	Membership Dues	101-1002-60351	265.00
JOHNSTONE SUPPLY	120444	10/09/18- CITY HALL FILTER	HVAC	101-3008-60667	31.84
KEPLER, KRISTOFFER	120445	10/25/18- PERSONAL TRAINER	Instructors	101-3002-60107	224.00
LA QUINTA RESORT & CLUB	120447	11/08/18- 2018 EMPLOYEE RECOG DINNER	Employee Recognition Awards	101-1004-60340	7,056.46
LH PRODUCTIONS	120448	9/11 CANDLELIGHT VIGIL	Community Experiences	101-3003-60149	2,083.25
LOCK SHOP INC, THE	120449	10/23/18- RE KEY MAINT YARD GATE	Office Supplies	101-7003-60400	15.04
MACIAS, DAVID	120451	10/26/18- 2018 EMP RECOGNITION ENTE...	Employee Recognition Awards	101-1004-60340	700.00
MAMI'S FLORAL BOUTIQUE	120452	11/12/18- VETERANS DAY BALLOONS	Community Experiences	101-3003-60149	129.30
MOWERS PLUS INC	120456	10/22/18- TRASH PUMP REPAIR	Tools/Equipment	101-7003-60432	107.38
OFFICE DEPOT	120457	10/15/18- 8 1/2X11 COPY PAPER	Forms	101-1007-60402	136.24
ONTRAC	120458	09/29/18- OVERNIGHT MAIL	Postage	101-1007-60470	43.63
PACWEST TOOL AND SAFETY	120460	10/19/18- POCKET LIGHT TAX	Sales Taxes Payable	101-0000-20304	-28.33
RASA/ERIC NELSON	120465	10/16/18 ON-CALL MAP CHECKING SERVI...	Map/Plan Checking	101-7002-60183	1,755.00
RASA/ERIC NELSON	120465	10/17/18 ON-CALL MAP CHECKING SERVI...	Map/Plan Checking	101-7002-60183	1,560.00
RIVERSIDE DEPARTMENT OF C...	120466	GARNISHMENT	Garnishments Payable	101-0000-20985	200.00
RODRIGUEZ, MIKE	120467	10/03/18- MILEAGE REIMB FOR TRAINING	Travel & Training	101-1002-60320	81.20
ROJAS, MIGUEL ANGEL	120468	10/25/18- TAEKWONDO	Instructors	101-3002-60107	575.05
SHIRY, TERESA	120470	10/25/18- FRIDAY NIGHT DANCE	Instructors	101-3002-60107	201.60
SILVERROCK RESORT	120471	07/2018-09/2018- QUARTERLY SALES/USE...	Sales Taxes Payable	101-0000-20304	265.00
SMITH PIPE & SUPPLY CO	120472	10/11/18- VALVE BOXES LQ FITNESS CENT...	Materials/Supplies	101-3005-60431	39.16
STAPLES ADVANTAGE	120476	10/08/18- CITYWIDE SUPPLIES	Citywide Conf Room Supplies	101-1007-60403	61.97
STAPLES ADVANTAGE	120476	10/08/18- CITYWIDE SUPPLIES	Office Supplies	101-6001-60400	27.71
STAPLES ADVANTAGE	120476	10/12/18- CITYWIDE MTG SUPPLIES	Citywide Conf Room Supplies	101-1007-60403	73.01

**Demand Register**

Packet: APPKT01791 - DA 11/02/2018

Vendor Name	Payment Number	Description (Item)	Account Name	Account Number	Amount
STAPLES ADVANTAGE	120476	10/15/18- INK FOR PLOTTER	Citywide Conf Room Supplies	101-1007-60403	190.63
STAPLES ADVANTAGE	120476	10/15/18- PLOTTER PAPER	Citywide Conf Room Supplies	101-1007-60403	107.65
STAPLES ADVANTAGE	120476	10/15/18- OFFICE SUPPLIES	Office Supplies	101-1004-60400	271.07
STAPLES ADVANTAGE	120476	10/19/18- OFFICE SUPPLIES	Office Supplies	101-3005-60400	60.31
STAPLES ADVANTAGE	120476	10/19/18- OFFICE SUPPLIES	Office Supplies	101-3001-60400	135.93
STAPLES ADVANTAGE	120476	10/22/18- OFFICE SUPPLIES	Office Supplies	101-1005-60400	18.52
STAPLES ADVANTAGE	120476	10/22/18- CITYWIDE MTG SUPPLIES	Citywide Conf Room Supplies	101-1007-60403	123.95
STRADLING YOCCA CARLSON &..	120478	10/30/14- ACTIVITY BOND TEST	Attorney	101-1003-60153	22,683.00
TRULY NOLEN INC	120484	09/17/18- CITY HALL PEST CONTROL	Pest Control	101-3008-60116	78.00
TRULY NOLEN INC	120484	10/05/18- FS#32 PEST CONTROL	Pest Control	101-2002-60116	70.00
UNITED WAY OF THE DESERT	120485	CONTRIBUTION	United Way Deductions	101-0000-20981	42.00
VIELHARBER, KAREN	120486	10/25/18- GENTLE YOGA	Instructors	101-3002-60107	320.25
WALTERS WHOLESALE ELECTR...	120487	10/10/18- FS#93 MATERIALS	Maintenance/Services	101-2002-60691	50.46
WALTERS WHOLESALE ELECTR...	120487	10/16/18- FS#93 MATERIALS	Maintenance/Services	101-2002-60691	109.62
WILLDAN	120488	9/28/18 ON-CALL TRAFFIC ENGINEERING ...	Contract Traffic Engineer	101-7006-60144	18,130.00
<b>Fund 101 - GENERAL FUND Total:</b>					<b>106,491.46</b>
<b>Fund: 201 - GAS TAX FUND</b>					
IMPERIAL IRRIGATION DIST	120442	10/25/18- ELECTRICITY SERVICE	Utilities - Electricity	201-7003-61101	910.97
TOPS'N BARRICADES INC	120480	10/17/18- NO U TURN SIGNS	Traffic Control Signs	201-7003-60429	82.22
TOPS'N BARRICADES INC	120480	10/17/18- TRAFFIC CONTROL SIGNS	Traffic Control Signs	201-7003-60429	220.33
<b>Fund 201 - GAS TAX FUND Total:</b>					<b>1,213.52</b>
<b>Fund: 202 - LIBRARY &amp; MUSEUM FUND</b>					
ALARM MONITORING SERVICE...	120413	10/01/18- LUMBER YARD MONITORING	Security & Alarm	202-3006-60123	165.00
ALARM MONITORING SERVICE...	120413	10/10/18- LIBRARY ALARM SVC	Security & Alarm	202-3004-60123	189.62
IMPERIAL IRRIGATION DIST	120442	10/25/18- ELECTRICITY SERVICE	Utilities - Electricity	202-3004-61101	4,356.32
IMPERIAL IRRIGATION DIST	120442	10/25/18- ELECTRICITY SERVICE	Utilities - Electricity	202-3006-61101	1,020.44
TRULY NOLEN INC	120484	09/14/18- MUSEUM PEST CONTROL	Pest Control	202-3006-60116	49.00
TRULY NOLEN INC	120484	10/05/18- LIBRARY PEST CONTROL	Pest Control	202-3004-60116	74.00
<b>Fund 202 - LIBRARY &amp; MUSEUM FUND Total:</b>					<b>5,854.38</b>
<b>Fund: 215 - LIGHTING &amp; LANDSCAPING FUND</b>					
ATCO MANUFACTURING COM...	120416	10/12/18- SAFETY GEAR	Safety Gear	215-7004-60427	239.63
COACHELLA VALLEY WATER DI...	120424	10/29/18- WATER SERVICE	Utilities - Water - Medians	215-7004-61211	15,649.65
FRONTIER COMMUNICATIONS...	120436	10/10-11/09/18- FRONTIER SERVICE	Utilities - Electric	215-7004-61116	38.22
IMPERIAL IRRIGATION DIST	120442	10/25/18- ELECTRICITY SERVICE	Utilities - Electric	215-7004-61116	2,333.57
IMPERIAL IRRIGATION DIST	120442	10/25/18- ELECTRICITY SERVICE	Utilities - Electric - Medians	215-7004-61117	1,367.38
IMPERIAL IRRIGATION DIST	120442	10/30/18- ELECTRICITY SERVICE	Utilities - Electric	215-7004-61116	2,940.14
IMPERIAL IRRIGATION DIST	120442	10/30/18- ELECTRICITY SERVICE	Utilities - Electric - Medians	215-7004-61117	1,487.13
KRIBBS, BRUCE	120446	10/22/18- ELECTRICAL ON ESTADO	Maintenance/Services	215-7004-60691	2,040.00
KRIBBS, BRUCE	120446	10/22/18- ELECTRICAL CONTROLLER ON E...	Maintenance/Services	215-7004-60691	400.00
KRIBBS, BRUCE	120446	10/22/18- DAMAGED ELECTRICAL ON EST...	Maintenance/Services	215-7004-60691	765.00
PACWEST TOOL AND SAFETY	120460	10/19/18- POCKET LIGHT	Materials/Supplies	215-7004-60431	352.13
PWLC II, INC	120462	10/26/18- LANDSCAPE ROCK	Maintenance/Services	215-7004-60691	3,800.00
SMITH PIPE & SUPPLY CO	120472	10/10/18- IRRIGATION MATERIALS	Materials/Supplies	215-7004-60431	106.41
SMITH PIPE & SUPPLY CO	120472	10/12/18- IRRIGATION MATERIALS	Materials/Supplies	215-7004-60431	64.78
SOUTHWEST BOULDER & STO...	120474	10/16/18- CALIFORNIA GOLD ROCK	Materials/Supplies	215-7004-60431	346.51
SOUTHWEST BOULDER & STO...	120474	10/17/18- CALIFORNIA GOLD FINES ROCK	Materials/Supplies	215-7004-60431	371.44
SOUTHWEST BOULDER & STO...	120474	10/18/18- CALIFORNIA GOLD FINES ROCK	Materials/Supplies	215-7004-60431	245.65
SOUTHWEST BOULDER & STO...	120474	10/25/18- COBBLE/D.G MATERIAL	Materials/Supplies	215-7004-60431	1,839.27
SOUTHWEST BOULDER & STO...	120474	10/25/18- DG MATERIAL	Materials/Supplies	215-7004-60431	1,511.63
SOUTHWEST BOULDER & STO...	120474	10/26/18- COBBLE/D.G MATERIAL	Materials/Supplies	215-7004-60431	913.35
WALTERS WHOLESALE ELECTR...	120487	10/15/18- ELECTRICAL MATERIAL	Materials/Supplies	215-7004-60431	293.64
WALTERS WHOLESALE ELECTR...	120487	10/15/18- ELECTRICAL MATERIAL	Materials/Supplies	215-7004-60431	404.42
WALTERS WHOLESALE ELECTR...	120487	10/15/18- ELECTRICAL MATERIAL	Materials/Supplies	215-7004-60431	222.54
WALTERS WHOLESALE ELECTR...	120487	10/23/18- ELECTRICAL MATERIAL	Materials/Supplies	215-7004-60431	39.58
<b>Fund 215 - LIGHTING &amp; LANDSCAPING FUND Total:</b>					<b>37,772.07</b>
<b>Fund: 221 - AB 939 - CALRECYCLE FUND</b>					
PALMS TO PINES PRINTING	120461	10/22/18- AB 939 RECYCLED NOTEBOOKS	AB 939 Recycling Solutions	221-0000-60127	3,897.56
<b>Fund 221 - AB 939 - CALRECYCLE FUND Total:</b>					<b>3,897.56</b>



Demand Register

Packet: APPKT01791 - DA 11/02/2018

Vendor Name	Payment Number	Description (Item)	Account Name	Account Number	Amount
<b>Fund: 235 - SO COAST AIR QUALITY FUND</b>					
IMPERIAL IRRIGATION DIST	120442	10/25/18- ELECTRICITY SERVICE	Utilities - Electricity	235-0000-61101	140.33
<b>Fund 235 - SO COAST AIR QUALITY FUND Total:</b>					<b>140.33</b>
<b>Fund: 237 - SUCCESSOR AGCY PA 1 ADMIN</b>					
WILLDAN FINANCIAL SERVICES	120489	10/26/18- 2013 SERIES BOND ARBITRAGE ...	Consultants	237-9001-60104	500.00
WILLDAN FINANCIAL SERVICES	120489	10/26/18- 2014 SERIES BOND ARBITRAGE ...	Consultants	237-9001-60104	500.00
<b>Fund 237 - SUCCESSOR AGCY PA 1 ADMIN Total:</b>					<b>1,000.00</b>
<b>Fund: 241 - HOUSING AUTHORITY</b>					
OFFICE DEPOT	120457	10/11/18- DESK CHAIR - REYNA	Operating Supplies	241-9101-60420	280.10
OFFICE DEPOT	120457	10/15/18- OFFICE SUPPLIES	Operating Supplies	241-9101-60420	273.66
OFFICE DEPOT	120457	10/16/18- OFFICE SUPPLIES	Operating Supplies	241-9101-60420	10.10
<b>Fund 241 - HOUSING AUTHORITY Total:</b>					<b>563.86</b>
<b>Fund: 248 - SA 2004 LO/MOD BOND FUND (Refinanced in 2014)</b>					
BISANO, MARK	120420	10/30/18- WSA RELOCATION BENEFITS	Relocation Benefits	248-9102-60159	100.00
CAMPOS, FRANCISCA	120422	10/29/18- WSA RELOCATION BENEFITS	Relocation Benefits	248-9102-60159	1,751.00
CARRENO, HELADIA	120423	10/29/18- WSA RELOCATION BENEFITS	Relocation Benefits	248-9102-60159	1,751.00
DAVIDSON, GWENDOLYN	120427	10/29/18- WSA RELOCATION BENEFITS	Relocation Benefits	248-9102-60159	959.82
DORF, MARYANN	120429	10/29/18- WSA RELOCATION BENEFITS	Relocation Benefits	248-9102-60159	100.00
DUMAS, MARY	120430	10/29/18- WSA RELOCATION BENEFITS	Relocation Benefits	248-9102-60159	100.00
ESPINOZA, BLANCA	120433	10/29/18- WSA RELOCATION BENEFITS	Relocation Benefits	248-9102-60159	1,751.00
GARZA, MARIA	120437	10/30/18- WSA RELOCATION BENEFITS	Relocation Benefits	248-9102-60159	2,987.00
GAS COMPANY, THE	120438	08/24-09/24/18- WSA RELOCATION BENEF..	Relocation Benefits	248-9102-60159	26.30
HILDEBRAND, PATRICIA	120441	10/30/18- WSA RELOCATION BENEFITS	Relocation Benefits	248-9102-60159	3,090.00
LOPEZ, MARIA	120450	10/30/18- WSA RELOCATION BENEFITS	Relocation Benefits	248-9102-60159	3,090.00
MEZA, PENNY	120453	10/29/18- WSA RELOCATION BENEFITS	Relocation Benefits	248-9102-60159	100.00
MOLINA, MARIA	120455	10/30/18- WSA RELOCATION BENEFITS	Relocation Benefits	248-9102-60159	2,987.00
ORTIZ, ADELAIDA	120459	10/29/18- WSA RELOCATION BENEFITS	Relocation Benefits	248-9102-60159	100.00
RAMIREZ, JOSE	120463	10/29/18- WSA RELOCATION BENEFITS	Relocation Benefits	248-9102-60159	1,100.97
RANGEL, ELENA	120464	10/29/18- WSA RELOCATION BENEFITS	Relocation Benefits	248-9102-60159	1,751.00
RUIZ, ROY	120469	10/30/18- WSA RELOCATION BENEFITS	Relocation Benefits	248-9102-60159	3,090.00
SOTO, OLGA	120473	10/29/18- WSA RELOCATION BENEFITS	Relocation Benefits	248-9102-60159	1,072.74
SPINDOLA, TERESA	120475	10/29/18- WSA RELOCATION BENEFITS	Relocation Benefits	248-9102-60159	100.00
TALL MAN GROUP INC	120479	08/2018 WASHINGTON ST APT REHAB PR...	Relocation Benefits	248-9102-60159	7,507.50
TALL MAN GROUP INC	120479	WASHINGTON ST APT REHAB PROJECT	Design/Construction	248-9102-60185	2,805.00
TRAN, NGOC	120482	10/29/18- WSA RELOCATION BENEFITS	Relocation Benefits	248-9102-60159	1,072.74
<b>Fund 248 - SA 2004 LO/MOD BOND FUND (Refinanced in 2014) Total:</b>					<b>37,393.07</b>
<b>Fund: 270 - ART IN PUBLIC PLACES FUND</b>					
BETTER BUILDING COMPANY	120419	10/30/18- VETERANS MONUMENTS	APP Maintenance	270-0000-60683	2,675.00
<b>Fund 270 - ART IN PUBLIC PLACES FUND Total:</b>					<b>2,675.00</b>
<b>Fund: 401 - CAPITAL IMPROVEMENT PROGRAMS</b>					
AMERICAN ASPHALT SOUTH I...	120414	PO 1819-20 RETENTION PAYMENT 2	Retention Payable	401-0000-20600	-2,900.00
AMERICAN ASPHALT SOUTH I...	120414	PYMT 2 PMP - ZONE 2 - SLURRY SEAL & S...	Construction	401-0000-60188	58,000.00
BENGAL ENGINEERING INC	120418	09/18 DUNE PALMS WIDENING PRJ 09100...	Design	401-0000-60185	3,180.00
BENGAL ENGINEERING INC	120418	9/18 DUNE PALMS BRIDGE LOW WATER C...	Design	401-0000-60185	36,721.38
MICHAEL BAKER INTERNATIO...	120454	09/2018 SRR PHASE II INFRASTRUCTURE P...	Design	401-0000-60185	10,795.00
TRI-STAR CONTRACTING, INC.	120483	08/31/18- FINAL RETENTION	Retention Payable	401-0000-20600	9,651.32
<b>Fund 401 - CAPITAL IMPROVEMENT PROGRAMS Total:</b>					<b>115,447.70</b>
<b>Fund: 501 - FACILITY &amp; FLEET REPLACEMENT</b>					
AUTOZONE	120417	10/23/18- GREASE TUBES	Vehicle Repair & Maintenance	501-0000-60676	12.59
STONE'S, CAM AUTOMOTIVE I...	120477	10/23/18- DURANGO TRUCK SMOG TEST	Vehicle Repair & Maintenance	501-0000-60676	100.75
TOWER ENERGY GROUP	120481	10/01-10/15/18- UNLEAD/DIESEL FUEL	Fuel & Oil	501-0000-60674	2,489.51
<b>Fund 501 - FACILITY &amp; FLEET REPLACEMENT Total:</b>					<b>2,602.85</b>
<b>Fund: 502 - INFORMATION TECHNOLOGY</b>					
EMPHASYS	120431	10/01/18-09/30/19 INVESTMENT PORTFO...	Maintenance Agreements	502-0000-60300	4,000.00
<b>Fund 502 - INFORMATION TECHNOLOGY Total:</b>					<b>4,000.00</b>
<b>Grand Total:</b>					<b>319,051.80</b>

**Fund Summary**

Fund	Expense Amount
101 - GENERAL FUND	106,491.46
201 - GAS TAX FUND	1,213.52
202 - LIBRARY & MUSEUM FUND	5,854.38
215 - LIGHTING & LANDSCAPING FUND	37,772.07
221 - AB 939 - CALRECYCLE FUND	3,897.56
235 - SO COAST AIR QUALITY FUND	140.33
237 - SUCCESSOR AGCY PA 1 ADMIN	1,000.00
241 - HOUSING AUTHORITY	563.86
248 - SA 2004 LO/MOD BOND FUND (Refinanced in 2014)	37,393.07
270 - ART IN PUBLIC PLACES FUND	2,675.00
401 - CAPITAL IMPROVEMENT PROGRAMS	115,447.70
501 - FACILITY & FLEET REPLACEMENT	2,602.85
502 - INFORMATION TECHNOLOGY	4,000.00
<b>Grand Total:</b>	<b>319,051.80</b>

**Account Summary**

Account Number	Account Name	Expense Amount
101-0000-20304	Sales Taxes Payable	217.39
101-0000-20949	LT Care Insurance Pay	196.05
101-0000-20981	United Way Deductions	42.00
101-0000-20985	Garnishments Payable	200.00
101-1002-60320	Travel & Training	81.20
101-1002-60351	Membership Dues	265.00
101-1003-60153	Attorney	22,683.00
101-1004-60340	Employee Recognition Aw...	7,756.46
101-1004-60352	Subscriptions & Publicati...	600.00
101-1004-60400	Office Supplies	271.07
101-1005-60400	Office Supplies	18.52
101-1007-60402	Forms	136.24
101-1007-60403	Citywide Conf Room Suppl..	876.89
101-1007-60470	Postage	2,958.57
101-2002-60116	Pest Control	70.00
101-2002-60691	Maintenance/Services	725.03
101-2002-61101	Utilities - Electricity	2,529.76
101-3001-60400	Office Supplies	135.93
101-3002-60107	Instructors	1,379.70
101-3002-60420	Operating Supplies	190.35
101-3003-60149	Community Experiences	4,712.55
101-3005-60400	Office Supplies	60.31
101-3005-60431	Materials/Supplies	39.16
101-3005-61102	Utilities - Electric - Montic...	12.34
101-3005-61103	Utilities - Electric - Civic C...	1,694.26
101-3005-61105	Utilities - Electric - Fritz Bu...	1,161.09
101-3005-61106	Utilities - Electric - Sports ...	2,899.16
101-3005-61108	Utilities - Electric - Colonel...	585.12
101-3005-61109	Utilities - Electric - Comm...	4,105.18
101-3005-61110	Utilities - Electric - Adams...	27.23
101-3005-61111	Utilities - Electric - Velasco...	13.37
101-3005-61113	Utilities - Electric - Eisenh...	21.51
101-3005-61114	Utilities - Electric - Desert ...	13.14
101-3005-61202	Utilities - Water - Civic Ce...	3,048.06
101-3005-61204	Utilities - Water -Fritz Bur...	1,624.75
101-3005-61209	Utilities - Water -Commun...	8,377.18
101-3008-60116	Pest Control	78.00
101-3008-60431	Materials/Supplies	141.72
101-3008-60667	HVAC	31.84
101-3008-61101	Utilities - Electricity	11,444.91
101-3008-61200	Utilities - Water	534.79
101-6001-60400	Office Supplies	27.71

**Account Summary**

Account Number	Account Name	Expense Amount
101-6003-60118	Plan Checks	2,812.50
101-7002-60183	Map/Plan Checking	3,315.00
101-7003-60400	Office Supplies	15.04
101-7003-60432	Tools/Equipment	107.38
101-7006-60144	Contract Traffic Engineer	18,130.00
101-7006-60146	PM 10 - Dust Control	125.00
201-7003-60429	Traffic Control Signs	302.55
201-7003-61101	Utilities - Electricity	910.97
202-3004-60116	Pest Control	74.00
202-3004-60123	Security & Alarm	189.62
202-3004-61101	Utilities - Electricity	4,356.32
202-3006-60116	Pest Control	49.00
202-3006-60123	Security & Alarm	165.00
202-3006-61101	Utilities - Electricity	1,020.44
215-7004-60427	Safety Gear	239.63
215-7004-60431	Materials/Supplies	6,711.35
215-7004-60691	Maintenance/Services	7,005.00
215-7004-61116	Utilities - Electric	5,311.93
215-7004-61117	Utilities - Electric - Media...	2,854.51
215-7004-61211	Utilities - Water - Medians	15,649.65
221-0000-60127	AB 939 Recycling Solutions	3,897.56
235-0000-61101	Utilities - Electricity	140.33
237-9001-60104	Consultants	1,000.00
241-9101-60420	Operating Supplies	563.86
248-9102-60159	Relocation Benefits	34,588.07
248-9102-60185	Design/Construction	2,805.00
270-0000-60683	APP Maintenance	2,675.00
401-0000-20600	Retention Payable	6,751.32
401-0000-60185	Design	50,696.38
401-0000-60188	Construction	58,000.00
501-0000-60674	Fuel & Oil	2,489.51
501-0000-60676	Vehicle Repair & Mainte...	113.34
502-0000-60300	Maintenance Agreements	4,000.00
	<b>Grand Total:</b>	<b>319,051.80</b>

**Project Account Summary**

Project Account Key	Expense Amount	
**None**	161,459.32	
091004D	3,180.00	
111205D	36,721.38	
1819PMPCT	58,000.00	
1819PMPRP	-2,900.00	
201608D	10,795.00	
201705RP	9,651.32	
201725E	39.16	
9/11E	2,083.25	
999901CT	27,080.57	
999901D	2,805.00	
999901T	7,507.50	
SUNE	2,500.00	
VETSE	129.30	
	<b>Grand Total:</b>	<b>319,051.80</b>



Vendor Name	Payment Number	Description (Item)	Account Number	Account Name	Amount
<b>Fund: 101 - GENERAL FUND</b>					
2XL CORPORATION	120490	10/25/18- WC GYM WIPES TAX	101-0000-20304	Sales Taxes Payable	-26.53
2XL CORPORATION	120490	10/25/18- WC GYM WIPES	101-3002-60420	Operating Supplies	439.20
ALARM MONITORING SERVICE...	120491	10/18/18- CITY HALL ALARM S...	101-3008-60123	Security & Alarm	95.00
ALL VALLEY BBQ, SPA & PATIO...	120492	11/02/18- CC LAKE EXTRA SER...	101-3005-60117	Civic Center Lake Maintenance	450.00
ALLIANT INSURANCE SERVICES ..	120493	11/06/18- BREW IN LQ INSUR...	101-3003-60149	Community Experiences	1,101.00
ALPHA CARD	120494	10/29/18- WC FITPASS CARD S...	101-3002-60420	Operating Supplies	418.74
ALTA LANGUAGE SERVICES INC	120495	10/31/18- BILINGUAL TESTING ..	101-1004-60320	Travel & Training	50.00
AMERICAN FORENSIC NURSES ...	120496	09/15/18- ALCOHOL ANALYSIS	101-2001-60174	Blood/Alcohol Testing	80.00
AMERICAN FORENSIC NURSES ...	120496	09/30/18- BLOOD ALCOHOL A...	101-2001-60174	Blood/Alcohol Testing	220.00
ANSAFONE CONTACT CENTERS...	120497	08/2018-10/28/18- PM 10 AN...	101-7006-60146	PM 10 - Dust Control	521.25
ARK CONNECTS LLC	120498	PYMT 1 MUNICIPAL IOS APPLI...	101-3007-60461	Marketing & Tourism Promoti...	20,000.00
ARK CONNECTS LLC	120498	PYMT 2 MUNICIPAL IOS APPLI...	101-3007-60461	Marketing & Tourism Promoti...	20,000.00
ARK CONNECTS LLC	120498	10/26/18- CLQ VISITORS GUIDE	101-6006-60420	Operating Supplies	2,500.00
ARZAPALO, CATALINA	120499	10/31/18- FACILITY RENTAL D...	101-0000-22830	Miscellaneous Deposits	500.00
BIO-TOX LABORATORIES	120501	09/14/18- BLOOD ANALYSIS	101-2001-60174	Blood/Alcohol Testing	198.00
BIO-TOX LABORATORIES	120501	09/14/18- BLOOD ALCOHOL A...	101-2001-60174	Blood/Alcohol Testing	88.00
BURRTEC WASTE & RECYCLING..	120503	11/07/18- PROPERTY TAX	101-0000-20307	Due to Waste Management	69,389.28
BURRTEC WASTE & RECYCLING..	120503	11/07/18- PROPERTY TAX	101-0000-41505	Franchise Taxes - Burrtec	-6,914.73
CALIFORNIA BUILDING OFFICI...	120505	09/10/18- 2018 CALBO ONTAR...	101-6003-60320	Travel & Training	1,755.00
CALIFORNIA BUILDING OFFICI...	120505	09/13/18- 2018 CALBO TRAINI...	101-6006-60320	Travel & Training	195.00
CALIFORNIA BUILDING OFFICI...	120505	09/13/18- 2018 CALBO TRAINI...	101-6006-60320	Travel & Training	195.00
CALIFORNIA BUILDING OFFICI...	120505	09/13/18- 2018 CALBO TRAINI...	101-6006-60320	Travel & Training	195.00
CALIFORNIA PARK & RECREAT...	120506	11/01/18- MEMBERSHIP - CAL...	101-3002-60351	Membership Dues	5.00
CALIFORNIA PARK & RECREAT...	120506	11/01/18- MEMBERSHIP - DO...	101-3002-60351	Membership Dues	150.00
CALIFORNIA PARK & RECREAT...	120506	10/22/18- CITY MEMBERSHIP	101-3002-60351	Membership Dues	475.00
CASC ENGINEERING & CONSU...	120508	09/2018 FY 18/19 STORMWAT...	101-7002-60103	Professional Services	6,730.00
CINTAS FIRST AID & SAFETY	120510	10/22/18- MEDICAL KITS MAI...	101-1007-60405	Miscellaneous Supplies	1,019.51
CLOUDBURST ENGINEERING, I...	120511	10/26/18- CC CAMPUS NEW L...	101-3005-60117	Civic Center Lake Maintenance	4,941.90
COACHELLA VALLEY WATER DI...	120512	11/05/18- WATER SERVICE	101-3005-61207	Utilities - Water -Pioneer Park	514.01
COACHELLA VALLEY WATER DI...	120512	11/05/18- WATER SERVICE	101-3008-61200	Utilities - Water	16.96
COMMUNITY ALL-STARS, LLC	120513	10/29/18- LQHS SPONSORSHIP	101-3007-60450	Advertising	825.00
CONSERVE LANDCARE	120514	07/18 & 10/18 CITY LANDSCA...	101-2002-60112	Landscape Contract	2,432.00
CONSERVE LANDCARE	120514	10/02/18- IRRIGATION CONTR...	101-3005-60691	Maintenance/Services	180.00
CONSERVE LANDCARE	120514	11/2018 CONSERVE - PARKS ...	101-3005-60112	Landscape Contract	35,851.00
DEPARTMENT OF JUSTICE	120516	09/2018- BLOOD ALCOHOL A...	101-2001-60174	Blood/Alcohol Testing	70.00
DESERT CONCEPTS CONSTRUC...	120518	09/25/18- TREE MAINT	101-3005-60557	Tree Maintenance	4,850.00
DISH NETWORK	120519	10/22-11/21/18- EOC CABLE S...	101-2002-61400	Utilities - Cable	78.80
EISENHOWER OCCUPATIONAL...	120522	11/01/18- PHYSICALS	101-1004-60104	Consultants	140.00
EISENHOWER OCCUPATIONAL...	120522	11/01/18- PHYSICALS	101-1004-60129	Recruiting/Pre-Employment	85.00
FAMILY YMCA OF THE DESERT	120523	10/24/18- FB POOL YMCA OPE...	101-3005-60184	Fritz Burns Pool	16,427.36
FERGUSON ENTERPRISES, INC	120524	10/22/18- FB PARK FAUCET	101-3008-60431	Materials/Supplies	202.84
FERGUSON ENTERPRISES, INC	120524	10/22/18- WATER FOUNTAIN ...	101-3005-60431	Materials/Supplies	254.89
FERGUSON ENTERPRISES, INC	120524	10/22/18- MITCHELL PAIGE M...	101-3008-60431	Materials/Supplies	231.21
FERGUSON ENTERPRISES, INC	120524	10/22/18- TOOLS	101-3008-60432	Tools/Equipment	267.04
FERGUSON ENTERPRISES, INC	120524	10/25/18- MITCHELL PAIGE TO...	101-3008-60431	Materials/Supplies	146.76
FRONTIER COMMUNICATIONS...	120525	10/28-11/27/18- SPORTS CO...	101-3005-61300	Utilities - Telephone	35.12
GAS COMPANY, THE	120526	09/18-10/19/18- FS#32 GAS S...	101-2002-61100	Utilities - Gas	24.53
GAS COMPANY, THE	120526	09/18-10/19/18- CITY HALL G...	101-3008-61100	Utilities - Gas	58.73
GAS COMPANY, THE	120526	09/18-10/19/18- WC GAS SVC	101-3008-61100	Utilities - Gas	72.58
GCVCC	120527	10/16/18- STATE OF CITY AW...	101-1001-60320	Travel & Training	236.00
GCVCC	120527	10/16/18- STATE OF CITY AW...	101-1002-60320	Travel & Training	59.00
GRAINGER	120528	10/23/18- SOAP DISPENSER	101-3008-60431	Materials/Supplies	116.37
GRAINGER	120528	10/25/18- FS#93 VANDAL RESI...	101-2002-60691	Maintenance/Services	864.57

Demand Register

Packet: APPKT01799 - DA 11/09/2018

Vendor Name	Payment Number	Description (Item)	Account Number	Account Name	Amount
HANSEN, TREVER	120529	10/14-10/18/18- IMSA TRAINI...	101-7006-60320	Travel & Training	77.38
HENSON CONSULTING GROUP	120530	10/2018 CONSULTING SVCS F...	101-1004-60103	Professional Services	4,025.00
LOWE'S HOME IMPROVEMENT..	120537	09/25-10/24- FS#93 LIGHT BU...	101-2002-60691	Maintenance/Services	226.67
LOWE'S HOME IMPROVEMENT..	120537	09/25-10/24- FS#93 LIGHT BU...	101-2002-60691	Maintenance/Services	92.92
LOWE'S HOME IMPROVEMENT..	120537	09/25-10/24- FS#32 MATERIA...	101-2002-60691	Maintenance/Services	66.47
LOWE'S HOME IMPROVEMENT..	120537	09/25-10/24- CITY HALL MATE...	101-3008-60431	Materials/Supplies	18.62
LOWE'S HOME IMPROVEMENT..	120537	09/25-10/24- CITY HALL MATE...	101-3008-60431	Materials/Supplies	14.21
LOWE'S HOME IMPROVEMENT..	120537	09/25-10/24- MATERIALS	101-3008-60431	Materials/Supplies	12.35
LOWE'S HOME IMPROVEMENT..	120537	09/25-10/24- PAINT BRUSH	101-7003-60420	Operating Supplies	4.46
LOWE'S HOME IMPROVEMENT..	120537	09/25-10/24- ANT BAIT	101-7003-60420	Operating Supplies	11.56
LOWE'S HOME IMPROVEMENT..	120537	09/25-10/24- ELECTRICAL SUP...	101-7003-60420	Operating Supplies	148.73
MCDOWELL AWARDS	120538	10/26/18- MEMORIAL TREE PL...	101-3005-60431	Materials/Supplies	45.68
MENDOZA, MISSY	120539	10/22-10/25/18- CJPIA TRAINI...	101-6006-60320	Travel & Training	86.86
MIMI'S CAFE	120540	11/07/18- WC LUNCHEON	101-3002-60420	Operating Supplies	814.59
MSA SYSTEMS INC	120542	10/16/18- TICKET WRITER PAP...	101-2001-60175	Special Enforcement Funds	280.78
NIETO, PAM	120543	11/07/18- SUPPLIES REIMB	101-1004-60320	Travel & Training	15.34
NIETO, PAM	120543	11/07/18- SUPPLIES REIMB	101-1004-60320	Travel & Training	38.25
NIETO, PAM	120543	11/07/18- SUPPLIES REIMB	101-1004-60340	Employee Recognition Awards	45.42
OFFICE DEPOT	120544	10/23/18- CITYWIDE COPY PA...	101-1007-60402	Forms	524.02
OFFICE DEPOT	120544	10/25/18- OFFICE SUPPLIES	101-1006-60400	Office Supplies	77.61
OFFICE TEAM	120545	10/19/18- FIRE TEMP	101-2002-60139	Fire Service Costs	949.20
OFFICE TEAM	120545	10/26/18- HUB TEMP	101-6006-60125	Temporary Agency Services	949.20
OFFICE TEAM	120545	11/02/18- HUB TEMP	101-6006-60125	Temporary Agency Services	949.20
ONE CALL NOW	120546	11/25/18-11/24/19- ONE CALL...	101-2002-60671	Repair & Maintenance - EOC	1,138.50
ORTEGA, AJ	120547	09/17/18- SAFETY BOOTS REI...	101-6003-60425	Supplies - Field	200.00
OSBORN, RICHARD	120548	11/07/18- LIC 110776 PAST D...	101-0000-41401	TOT - Short Term Vac. Rentals	770.00
PALMS TO PINES PRINTING	120549	11/05/18- CITY VEHICLE LICEN...	101-3007-60461	Marketing & Tourism Promoti...	562.98
PARTY PALS	120551	11/17/18- FURNITURE BREW I...	101-3003-60149	Community Experiences	1,607.50
PARTY TIME RENTALS	120552	11/18/18- BREW IN LQ FURNI...	101-3003-60149	Community Experiences	730.00
PARTY TIME RENTALS	120552	11/17/18/- BREW IN LQ FURNI...	101-3003-60149	Community Experiences	940.00
PETERSON, GREGORY E	120553	11/03/18- BUDGET VIDEO	101-1006-60137	Community Special Events	1,500.00
RASA/ERIC NELSON	120555	FY18/19 ON-CALL MAP CHECK...	101-7002-60183	Map/Plan Checking	540.00
RASA/ERIC NELSON	120555	FY18/19 ON-CALL MAP CHECK...	101-7002-60183	Map/Plan Checking	975.00
RASA/ERIC NELSON	120555	FY18/19 ON-CALL MAP CHECK...	101-7002-60183	Map/Plan Checking	975.00
RESORT PARKING SERVICES	120557	11/07/18- PARKING FOR BREW...	101-3003-60149	Community Experiences	1,500.00
RIVERSIDE COUNTY INFORMAT..	120558	09/2018- POLICE RADIOS	101-2001-60420	Operating Supplies	787.96
RIVERSIDE COUNTY SHERIFF D...	120559	08/25/18-09/24/18- COPS MO...	101-2001-60176	Sheriff - Other	587.91
SAM'S FENCE COMPANY	120560	10/31/18- SEASONS DOG PARK..	101-3005-60691	Maintenance/Services	675.00
SERNA & ASSOCIATES	120562	11/17/18- SECURITY FOR BRE...	101-3003-60149	Community Experiences	1,120.00
SHARK POOLS INC	120563	11/18- LQ PARK WF SVC	101-3005-60554	LQ Park Water Feature	295.00
SHARK POOLS INC	120563	09/29/18- LQ PARK WF CHLOR...	101-3005-60554	LQ Park Water Feature	112.00
SHARK POOLS INC	120563	11/2018- FB POOL SERVICE	101-3005-60184	Fritz Burns Pool	488.75
SHARK POOLS INC	120563	09/15/18- FB POOL CHLOR TA...	101-3005-60184	Fritz Burns Pool	407.50
SHARK POOLS INC	120563	09/21/18- FB POOL CHLOR TA...	101-3005-60184	Fritz Burns Pool	407.50
SHARK POOLS INC	120563	09/28/18- FB POOL CHLOR TA...	101-3005-60184	Fritz Burns Pool	407.50
SHRED-IT USA - SAN BERNADI...	120564	10/15/18- POLICE SHREDDING	101-2001-60109	LQ Police Volunteers	18.36
SMART & FINAL	120565	10/24/18- WC LUNCHEON SU...	101-3002-60420	Operating Supplies	125.13
SMITH PIPE & SUPPLY CO	120566	10/09/18- LQ PARK FITNESS IR...	101-3005-60431	Materials/Supplies	677.38
STANDARD INSURANCE COMP...	120569	11/2018- LIFE INSURANCE	101-0000-20947	Life Insurance Pay	292.90
STANDARD INSURANCE COMP...	120569	11/2018- LIFE INSURANCE STD...	101-0000-20955	Disability Insurance Pay	2,599.86
STANDARD INSURANCE COMP...	120570	11/2018- ADDITIONAL LIFE INS	101-0000-20948	Add'l Life Insurance Pay	289.47
STAPLES ADVANTAGE	120571	10/23/18- OFFICE SUPPLIES	101-3002-60400	Office Supplies	108.74
STAPLES ADVANTAGE	120571	10/25/18- OFFICE SUPPLIES	101-6001-60400	Office Supplies	65.10
STAPLES ADVANTAGE	120571	10/30/18- OFFICE SUPPLIES	101-6001-60400	Office Supplies	40.11
STAPLES ADVANTAGE	120571	10/30/18- OFFICE SUPPLIES	101-7003-60400	Office Supplies	51.03
STAPLES ADVANTAGE	120571	10/25/18- INK FOR PLOTTER	101-6001-60400	Office Supplies	90.14
SUNLINE TRANSIT AGENCY	120572	10/2018- SUNLINE BUS PASSES	101-0000-20305	Due to SunLine	2,027.00
TIME WARNER CABLE	120573	10/24-11/23/18- FS#93 CABLE ...	101-2002-61400	Utilities - Cable	95.18
TIME WARNER CABLE	120573	11/03-12/02/18- FS#93 CABLE ...	101-2002-61400	Utilities - Cable	59.99
TIME WARNER CABLE	120573	10/29-11/18/18- FS#32 CABLE ...	101-2002-61400	Utilities - Cable	59.99

**Demand Register**

Packet: APPKT01799 - DA 11/09/2018

Vendor Name	Payment Number	Description (Item)	Account Number	Account Name	Amount
VERIZON WIRELESS	120576	09/11-10/10/18- POLICE TICKET...	101-2001-61300	Utilities - Telephone	44.44
VERIZON WIRELESS	120576	09/14-10/13/18- EOC CELL PH...	101-2002-61304	Mobile/Cell Phones/Satellites	49.01
WALTERS WHOLESALE ELECTR...	120578	10/31/18- LED LIGHT RETROFIT	101-3005-60431	Materials/Supplies	132.02
WELLNESS WORKS	120579	10/2018 WELLNESS WORKS- ...	101-1004-60104	Consultants	384.00
WELLS FARGO BUSINESS CARD	120580	10/22-11/01/18- WIRELESS H...	101-0000-20304	Sales Taxes Payable	-14.78
WELLS FARGO BUSINESS CARD	120580	10/22-11/01/18- WIRELESS BASE	101-0000-20304	Sales Taxes Payable	-1.75
WELLS FARGO BUSINESS CARD	120580	10/22-11/01/18- ERGONOMIC ...	101-0000-20304	Sales Taxes Payable	-0.97
WELLS FARGO BUSINESS CARD	120580	10/22-11/01/18- BREW LETTER..	101-0000-20304	Sales Taxes Payable	-7.66
WELLS FARGO BUSINESS CARD	120580	10/22-11/01/18- HALLOWEEN...	101-1004-50300	Employee Recognition	50.00
WELLS FARGO BUSINESS CARD	120580	10/22-11/01/18- LQ ACADEMY...	101-1004-60320	Travel & Training	37.08
WELLS FARGO BUSINESS CARD	120580	10/22-11/01/18- LQ ACADEMY...	101-1004-60320	Travel & Training	198.99
WELLS FARGO BUSINESS CARD	120580	10/22-11/01/18- CSMFO CONF...	101-1006-60320	Travel & Training	370.00
WELLS FARGO BUSINESS CARD	120580	10/22-11/01/18- CSMFO CONF...	101-1006-60320	Travel & Training	370.00
WELLS FARGO BUSINESS CARD	120580	10/22-11/01/18- CSMFO CONF...	101-1006-60320	Travel & Training	370.00
WELLS FARGO BUSINESS CARD	120580	10/22-11/01/18- CSMFO CONF...	101-1006-60320	Travel & Training	370.00
WELLS FARGO BUSINESS CARD	120580	10/22-11/01/18- CSMFO CONF...	101-1006-60320	Travel & Training	370.00
WELLS FARGO BUSINESS CARD	120580	10/22-11/01/18- CSMFO CONF...	101-1006-60320	Travel & Training	225.00
WELLS FARGO BUSINESS CARD	120580	10/22-11/01/18- ELGL MEMB...	101-3001-60351	Membership Dues	500.00
WELLS FARGO BUSINESS CARD	120580	10/22-11/01/18- LANTERNS	101-3003-60149	Community Experiences	95.44
WELLS FARGO BUSINESS CARD	120580	10/22-11/01/18- TENT LIGHTS...	101-3003-60149	Community Experiences	-87.43
WELLS FARGO BUSINESS CARD	120580	10/22-11/01/18- BREW LETTER..	101-3003-60149	Community Experiences	125.24
WELLS FARGO BUSINESS CARD	120580	10/22-11/01/18- AMERICANS ...	101-3003-60351	Membership Dues	200.00
WELLS FARGO BUSINESS CARD	120580	10/22-11/01/18- APWA LUNC...	101-6001-60320	Travel & Training	80.61
WELLS FARGO BUSINESS CARD	120580	10/22-11/01/18-OFFICE SUPPL...	101-6001-60400	Office Supplies	62.38
WELLS FARGO BUSINESS CARD	120580	10/22-11/01/18-VARIDESK	101-6001-60400	Office Supplies	429.57
WELLS FARGO BUSINESS CARD	120580	10/22-11/01/18- HOTEL CREDI...	101-6002-60320	Travel & Training	-265.96
WELLS FARGO BUSINESS CARD	120580	10/22-11/01/18- POLICE STOR...	101-6004-60425	Supplies - Field	310.33
WELLS FARGO BUSINESS CARD	120580	10/22-11/01/18- APWA LUNC...	101-7006-60320	Travel & Training	107.48
WELLS FARGO BUSINESS CARD	120582	10/03-11/01/18- OPEN HOUSE...	101-1001-60137	Community Special Events	1,510.53
WELLS FARGO BUSINESS CARD	120582	10/03-11/01/18- JOINT CC/PC...	101-1001-60320	Travel & Training	215.65
WELLS FARGO BUSINESS CARD	120582	10/03-11/01/18- CPRS MGMT ...	101-3005-60320	Travel & Training	1,425.00
WELLS FARGO BUSINESS CARD	120582	10/03-11/01/18- CREATION S...	101-3007-60461	Marketing & Tourism Promoti...	122.72
WELLS FARGO BUSINESS CARD	120582	10/03-11/01/18- CITY HALL RI...	101-3007-60461	Marketing & Tourism Promoti...	614.38
XPRESS GRAPHICS	120583	10/29/18- WORKSHOP POSTC...	101-3007-60410	Printing	78.16
				<b>Fund 101 - GENERAL FUND Total:</b>	<b>229,712.87</b>

**Fund: 201 - GAS TAX FUND**

AUTOZONE	120500	11/02/18- EXTENDER BAR	201-7003-60431	Materials/Supplies	17.38
LOWE'S HOME IMPROVEMENT..	120537	09/25-10/24- CONSTRUCTION...	201-7003-60431	Materials/Supplies	100.10
LOWE'S HOME IMPROVEMENT..	120537	09/25-10/24- CONCRETE/MAT...	201-7003-60431	Materials/Supplies	38.69
LOWE'S HOME IMPROVEMENT..	120537	09/25-10/24- CLAMPS	201-7003-60431	Materials/Supplies	13.59
UNDERGROUND SERVICE ALERT	120575	11/01/18- DIG ALERT SVC 27	201-7003-60431	Materials/Supplies	54.55
ZUMAR INDUSTRIES INC	120584	10/25/18- STREET SIGNS	201-7003-60429	Traffic Control Signs	915.61
				<b>Fund 201 - GAS TAX FUND Total:</b>	<b>1,139.92</b>

**Fund: 202 - LIBRARY & MUSEUM FUND**

COACHELLA VALLEY WATER DI...	120512	11/05/18- WATER SERVICE	202-3006-61200	Utilities - Water	161.48
CONSERVE LANDCARE	120514	11/2018 CONSERVE - PARKS ...	202-3004-60112	Landscape Contract	2,086.00
CONSERVE LANDCARE	120514	11/2018 CONSERVE - PARKS ...	202-3006-60112	Landscape Contract	1,169.00
FRONTIER COMMUNICATIONS...	120525	10/13-11/12/18- MUSEUM	202-3006-61300	Utilities - Telephone	127.44
GAS COMPANY, THE	120526	09/16-10/19/18- LIBRARY GAS...	202-3004-61100	Utilities - Gas	16.32
LOWE'S HOME IMPROVEMENT..	120537	09/25-10/24- LIBRARY MATER...	202-3004-60691	Maintenance/Services	57.06
LOWE'S HOME IMPROVEMENT..	120537	09/25-10/24- MUSEUM LED LI...	202-3006-60691	Maintenance/Services	36.15
LOWE'S HOME IMPROVEMENT..	120537	09/25-10/24- MUSEUM	202-3006-60691	Maintenance/Services	17.53
MR ROOTER PLUMBING	120541	02/18/18- SRR KITCHEN DRAIN...	202-3004-60691	Maintenance/Services	205.82
PARKOS-MARTINEZ, SHERRY A	120550	10/2018 ARCHIVING SVC LQ HI...	202-3006-60105	Museum Operations	2,130.00
WELLS FARGO BUSINESS CARD	120580	10/22-11/01/18- MAKERSPACE..	202-3004-60420	Operating Supplies	156.32
WELLS FARGO BUSINESS CARD	120580	10/22-11/01/18- PRINTER MA...	202-3004-60420	Operating Supplies	412.75
WELLS FARGO BUSINESS CARD	120580	10/22-11/01/18- PET EXPO SU...	202-3004-60420	Operating Supplies	63.06
WELLS FARGO BUSINESS CARD	120580	10/22-11/01/18- ELECTRONICS...	202-3004-60424	Materials- New Exhibits	1,467.72
WELLS FARGO BUSINESS CARD	120580	10/22-11/01/18- PRINTER MA...	202-3004-60424	Materials- New Exhibits	85.23
				<b>Fund 202 - LIBRARY &amp; MUSEUM FUND Total:</b>	<b>8,191.88</b>

Demand Register

Packet: APPKT01799 - DA 11/09/2018

Vendor Name	Payment Number	Description (Item)	Account Number	Account Name	Amount
<b>Fund: 215 - LIGHTING &amp; LANDSCAPING FUND</b>					
COACHELLA VALLEY WATER DI...	120512	11/05/18- WATER SERVICE	215-7004-61211	Utilities - Water - Medians	230.87
COACHELLA VALLEY WATER DI...	120512	11/06/18- WATER SERVICE	215-7004-61211	Utilities - Water - Medians	713.21
CONSERVE LANDCARE	120514	10/2018 CITYWIDE LANDSCAPE..	215-7004-60112	Landscape Contract	40,622.77
CONSERVE LANDCARE	120514	11/2018 CONSERVE - PARKS ...	215-7004-60112	Landscape Contract	3,815.00
HORIZON LIGHTING	120533	08/2018 CITYWIDE LANDSCAPE..	215-7004-60104	Consultants	6,434.69
HORIZON LIGHTING	120533	10/2018 CITYWIDE LANDSCAPE..	215-7004-60104	Consultants	6,434.69
KRIBBS, BRUCE	120535	10/31/18- ELECTRICAL ON LA ...	215-7004-60691	Maintenance/Services	2,040.00
KRIBBS, BRUCE	120535	10/31/18- ELECTRICAL VANDAL..	215-7004-60423	Supplies-Graffiti and Vandalism	1,360.00
KRIBBS, BRUCE	120535	10/31/18- ELECTRICAL VANDAL..	215-7004-60423	Supplies-Graffiti and Vandalism	2,040.00
KRIBBS, BRUCE	120535	10/31/18- ELECTRICAL VANDAL..	215-7004-60423	Supplies-Graffiti and Vandalism	1,360.00
KRIBBS, BRUCE	120535	10/31/18- VANDALISM ELECTR...	215-7004-60423	Supplies-Graffiti and Vandalism	1,190.00
KRIBBS, BRUCE	120535	10/31/18- ELECTRICAL SVC ON...	215-7004-60691	Maintenance/Services	595.00
LANDMARK GOLF MANAGEM...	120536	08/2018 FY 18/19 SRR PERIME...	215-7004-60143	SilverRock Way Landscape	5,278.00
LANDMARK GOLF MANAGEM...	120536	09/2018FY 18/19 SRR PERIME...	215-7004-60143	SilverRock Way Landscape	5,478.00
LOWE'S HOME IMPROVEMENT..	120537	09/25-10/24- OSHLUCK REPAIR	215-7004-60431	Materials/Supplies	33.09
LOWE'S HOME IMPROVEMENT..	120537	09/25-10/24- INSECTICIDE	215-7004-60431	Materials/Supplies	5.85
LOWE'S HOME IMPROVEMENT..	120537	09/25-10/24- IRRIGATION MA...	215-7004-60431	Materials/Supplies	7.26
LOWE'S HOME IMPROVEMENT..	120537	09/25-10/24- MATERIALS	215-7004-60431	Materials/Supplies	104.27
LOWE'S HOME IMPROVEMENT..	120537	09/25-10/24- MATERIALS	215-7004-60431	Materials/Supplies	14.45
LOWE'S HOME IMPROVEMENT..	120537	09/25-10/24- ESTADO/LA FON...	215-7004-60431	Materials/Supplies	229.19
LOWE'S HOME IMPROVEMENT..	120537	09/25-10/24- OLD TOWN PED...	215-7004-60431	Materials/Supplies	37.98
SOUTHWEST BOULDER & STO...	120567	10/25/18- COBBLE MATERIAL	215-7004-60431	Materials/Supplies	160.87
SOUTHWEST BOULDER & STO...	120567	10/30/18- LANDSCAPE MATER...	215-7004-60431	Materials/Supplies	241.69
SOUTHWEST BOULDER & STO...	120567	10/31/18- LANDSCAPE MATER...	215-7004-60431	Materials/Supplies	179.38
SOUTHWEST BOULDER & STO...	120567	11/01/18- LANDSCAPE MATER...	215-7004-60431	Materials/Supplies	247.60
STAPLES ADVANTAGE	120571	10/25/18- FIRST AID KIT	215-7004-60427	Safety Gear	122.60
VINTAGE ASSOCIATES	120577	10/22/18- LANDSCAPE PLANTS	215-7004-60420	Operating Supplies	238.45
VINTAGE ASSOCIATES	120577	10/24/18- LANDSCAPE PLANTS	215-7004-60420	Operating Supplies	398.10
VINTAGE ASSOCIATES	120577	10/25/18- LANDSCAPE PLANTS	215-7004-60420	Operating Supplies	181.97
VINTAGE ASSOCIATES	120577	10/31/18- PLANTS	215-7004-60431	Materials/Supplies	1,029.23
WALTERS WHOLESALE ELECTR...	120578	10/31/18- ELECTRICAL MATER...	215-7004-60431	Materials/Supplies	240.00
WALTERS WHOLESALE ELECTR...	120578	10/31/18- ELECTRICAL MATER...	215-7004-60431	Materials/Supplies	103.67
WALTERS WHOLESALE ELECTR...	120578	10/31/18- ELECTRICAL MATER...	215-7004-60431	Materials/Supplies	226.20
WALTERS WHOLESALE ELECTR...	120578	10/31/18- ELECTRICAL MATER...	215-7004-60431	Materials/Supplies	56.55
WALTERS WHOLESALE ELECTR...	120578	10/31/18- ELECTRICAL MATER...	215-7004-60431	Materials/Supplies	1,413.75
<b>Fund 215 - LIGHTING &amp; LANDSCAPING FUND Total:</b>					<b>82,864.38</b>
<b>Fund: 221 - AB 939 - CALRECYCLE FUND</b>					
BURRTEC WASTE & RECYCLING..	120503	11/07/18- PROPERTY TAX	221-0000-41506	Burrtec AB 939 Fee	-441.37
<b>Fund 221 - AB 939 - CALRECYCLE FUND Total:</b>					<b>-441.37</b>
<b>Fund: 241 - HOUSING AUTHORITY</b>					
CAHA, BECKY	120504	10/2018 HOUSING COMPLIAN...	241-9101-60103	Professional Services	5,006.25
<b>Fund 241 - HOUSING AUTHORITY Total:</b>					<b>5,006.25</b>
<b>Fund: 248 - SA 2004 LO/MOD BOND FUND (Refinanced in 2014)</b>					
IMPERIAL IRRIGATION DIST	120534	09/20-10/18/18- WSA TEMP R...	248-9102-60159	Relocation Benefits	184.85
SANCHEZ, LEOVELDINA RAIGO...	120561	11/07/18- WSA RELOCATION ...	248-9102-60159	Relocation Benefits	1,751.00
SPINDOLA, TERESA	120568	11/07/18- WSA RELOCATION ...	248-9102-60159	Relocation Benefits	2,472.00
<b>Fund 248 - SA 2004 LO/MOD BOND FUND (Refinanced in 2014) Total:</b>					<b>4,407.85</b>
<b>Fund: 270 - ART IN PUBLIC PLACES FUND</b>					
CUEVAS, JOHN	120515	11/09/18- LIBRARY MURAL %5...	270-0000-74800	Art Purchases	2,500.00
WELLS FARGO BUSINESS CARD	120582	10/03-11/01/18- DESERT POL...	270-0000-60683	APP Maintenance	431.59
<b>Fund 270 - ART IN PUBLIC PLACES FUND Total:</b>					<b>2,931.59</b>
<b>Fund: 401 - CAPITAL IMPROVEMENT PROGRAMS</b>					
DEPARTMENT OF THE INTERIO...	120517	11/07/18- RIGHT OF USE FOR S..	401-0000-60108	Technical	100.00
DUDEK & ASSOCIATES INC	120520	09/2018 CALLE TAMPICO DRA...	401-0000-60185	Design	25,682.00
HERMANN DESIGN GROUP INC	120531	10/31/18 ON-CALL PROF LAND...	401-0000-60185	Design	1,135.00
HERMANN DESIGN GROUP INC	120531	10/31/18 ON-CALL PROF LAND...	401-0000-60185	Design	960.00
HERMANN DESIGN GROUP INC	120531	10/31/18 ON-CALL PROF LAND...	401-0000-60185	Design	332.50

Demand Register

Packet: APPKT01799 - DA 11/09/2018

Vendor Name	Payment Number	Description (Item)	Account Number	Account Name	Amount
HERMANN DESIGN GROUP INC	120531	ON-CALL PROF LANDSCAPE AR...	401-0000-60185	Design	6,104.50
<b>Fund 401 - CAPITAL IMPROVEMENT PROGRAMS Total:</b>					<b>34,314.00</b>
<b>Fund: 501 - FACILITY &amp; FLEET REPLACEMENT</b>					
AUTOZONE	120500	01/09/17- VEHICLE PARTS	501-0000-60675	Parts & Maintenance Supplies	18.83
AUTOZONE	120500	01/09/17- RETURN	501-0000-60675	Parts & Maintenance Supplies	-18.83
AUTOZONE	120500	03/12/18- TRUCK #71 PARTS	501-0000-60675	Parts & Maintenance Supplies	176.08
AUTOZONE	120500	03/12/18- RETURN	501-0000-60675	Parts & Maintenance Supplies	-18.00
AUTOZONE	120500	03/30/18- VEHICLE PARTS	501-0000-60675	Parts & Maintenance Supplies	10.37
AUTOZONE	120500	06/19/18- VEHICLE PARTS	501-0000-60675	Parts & Maintenance Supplies	91.08
AUTOZONE	120500	06/19/18- RETURN	501-0000-60675	Parts & Maintenance Supplies	-54.35
AUTOZONE	120500	06/19/18- TRAILER PARTS	501-0000-60675	Parts & Maintenance Supplies	93.50
AUTOZONE	120500	06/19/18- RETURN	501-0000-60675	Parts & Maintenance Supplies	-30.21
AUTOZONE	120500	10/30/18- TRAILER PARTS	501-0000-60675	Parts & Maintenance Supplies	46.75
BMW MOTORCYCLES OF RIVE...	120502	10/24/18- MOTOR 452 SERVICE	501-0000-60679	Motorcycle Repair & Mainten...	1,287.03
EAN SERVICES, LLC	120521	10/31/18- VEHICLE RENTAL - M..	501-0000-60320	Travel & Training	152.97
GRAINGER	120528	10/17/18- CITY HALL MOBILE ...	501-0000-71020	Furniture	1,092.89
HONDA YAMAHA OF REDLAN...	120532	10/22/18- SHERIFF MOTOR 45...	501-0000-60679	Motorcycle Repair & Mainten...	326.25
RAN AUTO DETAIL	120554	08/25/18- VEHICLE WASHES	501-0000-60148	Car Washes	456.00
RAN AUTO DETAIL	120554	11/03/18- VEHICLE WASHES	501-0000-60148	Car Washes	498.00
RDO EQUIPMENT CO	120556	10/25/18- EQ REGISTRATION	501-0000-60675	Parts & Maintenance Supplies	25.00
TOP OF THE LINE SIGNS	120574	11/02/18- VEHICLE LOGOS - C...	501-0000-60675	Parts & Maintenance Supplies	677.48
<b>Fund 501 - FACILITY &amp; FLEET REPLACEMENT Total:</b>					<b>4,830.84</b>
<b>Fund: 502 - INFORMATION TECHNOLOGY</b>					
CANON FINANCIAL SERVICES, ...	120507	10/20-11/19/18 CANON COPI...	502-0000-60662	Copiers	736.30
CDW GOVERNMENT INC	120509	10/18/18- IPHONE PROTECTO...	502-0000-61301	Cell/Mobile Phones	961.92
CDW GOVERNMENT INC	120509	08/11/18-09/06/19- VM WARE..	502-0000-60301	Software Licenses	4,703.95
CDW GOVERNMENT INC	120509	10/23/18- IPAD PROTECTORS	502-0000-61301	Cell/Mobile Phones	1,377.04
CDW GOVERNMENT INC	120509	10/26/18- COMPUTER MICE	502-0000-80103	Computers	24.20
CDW GOVERNMENT INC	120509	10/26/18- COMPUTER SPEAKE...	502-0000-60420	Operating Supplies	115.06
CDW GOVERNMENT INC	120509	10/26/18- REPLACEMENT CO...	502-0000-80103	Computers	1,549.79
TIME WARNER CABLE	120573	10/24-11/23/18- WC CABLE S...	502-0000-61400	Utilities - Cable	242.61
TIME WARNER CABLE	120573	10/20-11/19/18- WC CABLE S...	502-0000-61400	Utilities - Cable	8.83
WELLS FARGO BUSINESS CARD	120580	10/22-11/01/18- GOLF TOUR ...	502-0000-60301	Software Licenses	69.48
WELLS FARGO BUSINESS CARD	120580	10/22-11/01/18- WIRELESS BASE	502-0000-61300	Utilities - Telephone	26.74
WELLS FARGO BUSINESS CARD	120580	10/22-11/01/18- WIRELESS H...	502-0000-61300	Utilities - Telephone	183.78
WELLS FARGO BUSINESS CARD	120580	10/22-11/01/18- 15 TABLET C...	502-0000-61301	Cell/Mobile Phones	489.15
WELLS FARGO BUSINESS CARD	120580	10/22-11/01/18- ERGONOMIC ...	502-0000-80103	Computers	209.66
WELLS FARGO BUSINESS CARD	120582	10/03-11/01/18- BASECAMP -...	502-0000-60301	Software Licenses	50.00
WELLS FARGO BUSINESS CARD	120582	10/03-11/01/18- T-MOBILE E...	502-0000-61301	Cell/Mobile Phones	3,482.82
<b>Fund 502 - INFORMATION TECHNOLOGY Total:</b>					<b>14,231.33</b>
<b>Fund: 503 - PARK EQUIP &amp; FACILITY FUND</b>					
DESERT CONCEPTS CONSTRUC...	120518	10/30/18- LQ FITNESS PARK L...	503-0000-71060	Parks	4,650.00
<b>Fund 503 - PARK EQUIP &amp; FACILITY FUND Total:</b>					<b>4,650.00</b>
<b>Fund: 504 - INSURANCE FUND</b>					
OFFICE DEPOT	120544	11/28/18- CALENDARS	504-1010-60400	Office Supplies	30.92
<b>Fund 504 - INSURANCE FUND Total:</b>					<b>30.92</b>
<b>Grand Total:</b>					<b>391,870.46</b>



**Fund Summary**

Fund	Expense Amount
101 - GENERAL FUND	229,712.87
201 - GAS TAX FUND	1,139.92
202 - LIBRARY & MUSEUM FUND	8,191.88
215 - LIGHTING & LANDSCAPING FUND	82,864.38
221 - AB 939 - CALRECYCLE FUND	-441.37
241 - HOUSING AUTHORITY	5,006.25
248 - SA 2004 LO/MOD BOND FUND (Refinanced in 2014)	4,407.85
270 - ART IN PUBLIC PLACES FUND	2,931.59
401 - CAPITAL IMPROVEMENT PROGRAMS	34,314.00
501 - FACILITY & FLEET REPLACEMENT	4,830.84
502 - INFORMATION TECHNOLOGY	14,231.33
503 - PARK EQUIP & FACILITY FUND	4,650.00
504 - INSURANCE FUND	30.92
<b>Grand Total:</b>	<b>391,870.46</b>

**Account Summary**

Account Number	Account Name	Expense Amount
101-0000-20304	Sales Taxes Payable	-51.69
101-0000-20305	Due to SunLine	2,027.00
101-0000-20307	Due to Waste Managemen...	69,389.28
101-0000-20947	Life Insurance Pay	292.90
101-0000-20948	Add'l Life Insurance Pay	289.47
101-0000-20955	Disability Insurance Pay	2,599.86
101-0000-22830	Miscellaneous Deposits	500.00
101-0000-41401	TOT - Short Term Vac. Ren...	770.00
101-0000-41505	Franchise Taxes - Burrtec	-6,914.73
101-1001-60137	Community Special Events	1,510.53
101-1001-60320	Travel & Training	451.65
101-1002-60320	Travel & Training	59.00
101-1004-50300	Employee Recognition	50.00
101-1004-60103	Professional Services	4,025.00
101-1004-60104	Consultants	524.00
101-1004-60129	Recruiting/Pre-Employe...	85.00
101-1004-60320	Travel & Training	339.66
101-1004-60340	Employee Recognition Aw...	45.42
101-1006-60137	Community Special Events	1,500.00
101-1006-60320	Travel & Training	1,705.00
101-1006-60400	Office Supplies	77.61
101-1007-60402	Forms	524.02
101-1007-60405	Miscellaneous Supplies	1,019.51
101-2001-60109	LQ Police Volunteers	18.36
101-2001-60174	Blood/Alcohol Testing	656.00
101-2001-60175	Special Enforcement Funds	280.78
101-2001-60176	Sheriff - Other	587.91
101-2001-60420	Operating Supplies	787.96
101-2001-61300	Utilities - Telephone	44.44
101-2002-60112	Landscape Contract	2,432.00
101-2002-60139	Fire Service Costs	949.20
101-2002-60671	Repair & Maintenance - E...	1,138.50
101-2002-60691	Maintenance/Services	1,250.63
101-2002-61100	Utilities - Gas	24.53
101-2002-61304	Mobile/Cell Phones/Satell...	49.01
101-2002-61400	Utilities - Cable	293.96
101-3001-60351	Membership Dues	500.00
101-3002-60351	Membership Dues	630.00
101-3002-60400	Office Supplies	108.74
101-3002-60420	Operating Supplies	1,797.66
101-3003-60149	Community Experiences	7,131.75
101-3003-60351	Membership Dues	200.00

**Account Summary**

Account Number	Account Name	Expense Amount
101-3005-60112	Landscape Contract	35,851.00
101-3005-60117	Civic Center Lake Mainten...	5,391.90
101-3005-60184	Fritz Burns Pool	18,138.61
101-3005-60320	Travel & Training	1,425.00
101-3005-60431	Materials/Supplies	1,109.97
101-3005-60554	LQ Park Water Feature	407.00
101-3005-60557	Tree Maintenance	4,850.00
101-3005-60691	Maintenance/Services	855.00
101-3005-61207	Utilities - Water -Pioneer ...	514.01
101-3005-61300	Utilities - Telephone	35.12
101-3007-60410	Printing	78.16
101-3007-60450	Advertising	825.00
101-3007-60461	Marketing & Tourism Pro...	41,300.08
101-3008-60123	Security & Alarm	95.00
101-3008-60431	Materials/Supplies	742.36
101-3008-60432	Tools/Equipment	267.04
101-3008-61100	Utilities - Gas	131.31
101-3008-61200	Utilities - Water	16.96
101-6001-60320	Travel & Training	80.61
101-6001-60400	Office Supplies	687.30
101-6002-60320	Travel & Training	-265.96
101-6003-60320	Travel & Training	1,755.00
101-6003-60425	Supplies - Field	200.00
101-6004-60425	Supplies - Field	310.33
101-6006-60125	Temporary Agency Servic...	1,898.40
101-6006-60320	Travel & Training	671.86
101-6006-60420	Operating Supplies	2,500.00
101-7002-60103	Professional Services	6,730.00
101-7002-60183	Map/Plan Checking	2,490.00
101-7003-60400	Office Supplies	51.03
101-7003-60420	Operating Supplies	164.75
101-7006-60146	PM 10 - Dust Control	521.25
101-7006-60320	Travel & Training	184.86
201-7003-60429	Traffic Control Signs	915.61
201-7003-60431	Materials/Supplies	224.31
202-3004-60112	Landscape Contract	2,086.00
202-3004-60420	Operating Supplies	632.13
202-3004-60424	Materials- New Exhibits	1,552.95
202-3004-60691	Maintenance/Services	262.88
202-3004-61100	Utilities - Gas	16.32
202-3006-60105	Museum Operations	2,130.00
202-3006-60112	Landscape Contract	1,169.00
202-3006-60691	Maintenance/Services	53.68
202-3006-61200	Utilities - Water	161.48
202-3006-61300	Utilities - Telephone	127.44
215-7004-60104	Consultants	12,869.38
215-7004-60112	Landscape Contract	44,437.77
215-7004-60143	SilverRock Way Landscape	10,756.00
215-7004-60420	Operating Supplies	818.52
215-7004-60423	Supplies-Graffiti and Van...	5,950.00
215-7004-60427	Safety Gear	122.60
215-7004-60431	Materials/Supplies	4,331.03
215-7004-60691	Maintenance/Services	2,635.00
215-7004-61211	Utilities - Water - Medians	944.08
221-0000-41506	Burrtec AB 939 Fee	-441.37
241-9101-60103	Professional Services	5,006.25
248-9102-60159	Relocation Benefits	4,407.85
270-0000-60683	APP Maintenance	431.59

**Account Summary**

Account Number	Account Name	Expense Amount
270-0000-74800	Art Purchases	2,500.00
401-0000-60108	Technical	100.00
401-0000-60185	Design	34,214.00
501-0000-60148	Car Washes	954.00
501-0000-60320	Travel & Training	152.97
501-0000-60675	Parts & Maintenance Supp..	1,017.70
501-0000-60679	Motorcycle Repair & Main...	1,613.28
501-0000-71020	Furniture	1,092.89
502-0000-60301	Software Licenses	4,823.43
502-0000-60420	Operating Supplies	115.06
502-0000-60662	Copiers	736.30
502-0000-61300	Utilities - Telephone	210.52
502-0000-61301	Cell/Mobile Phones	6,310.93
502-0000-61400	Utilities - Cable	251.44
502-0000-80103	Computers	1,783.65
503-0000-71060	Parks	4,650.00
504-1010-60400	Office Supplies	30.92
	<b>Grand Total:</b>	<b>391,870.46</b>

**Project Account Summary**

Project Account Key	Expense Amount
**None**	330,392.50
141517T	100.00
151612D	25,682.00
201603D	8,532.00
201725E	4,650.00
999901CT	4,407.85
ARCHIVEE	2,130.00
BREWE	7,124.09
CSA152E	6,730.00
MAKERE	2,122.02
	<b>Grand Total: 391,870.46</b>



City of La Quinta

# Payment Reversal Register

APPKT01792 - DA 11/01/2018

## Canceled Payables

**Vendor Set:** 01 - Vendor Set 01

**Bank:** APBNK - APBNK

Vendor Number	Vendor Name				Total Vendor Amount
<a href="#">09194</a>	BISANO, MARK				-3,090.00
<b>Payment Type</b>	<b>Payment Number</b>	<b>Original Payment Date</b>	<b>Reversal Date</b>	<b>Cancel Date</b>	<b>Payment Amount</b>
Check	<a href="#">120346</a>	10/26/2018	11/01/2018	11/01/2018	-1,545.00
<b>Payable Number:</b>	<b>Description</b>	<b>Payable Date</b>	<b>Due Date</b>		<b>Payable Amount</b>
<a href="#">102518-R</a>	10/25/18- WSA RELOCATION BENEFITS	10/25/2018	10/26/2018		1,545.00
<b>Payment Type</b>	<b>Payment Number</b>	<b>Original Payment Date</b>	<b>Reversal Date</b>	<b>Cancel Date</b>	<b>Payment Amount</b>
Check	<a href="#">120347</a>	10/26/2018	11/01/2018	11/01/2018	-1,545.00
<b>Payable Number:</b>	<b>Description</b>	<b>Payable Date</b>	<b>Due Date</b>		<b>Payable Amount</b>
<a href="#">102618-R</a>	10/26/18- WSA RELOCATION BENEFITS	10/26/2018	10/26/2018		1,545.00

### Bank Code Summary

Bank Code	Canceled Payables	Payables Left To Pay Again	Total
APBNK	-3,090.00	0.00	-3,090.00
<b>Report Total:</b>	<b>-3,090.00</b>	<b>0.00</b>	<b>-3,090.00</b>



City of La Quinta

# Payment Reversal Register

APPKT01795 - DA 11/06/2018

## Canceled Payables

**Vendor Set:** 01 - Vendor Set 01

**Bank:** APBNK - APBNK

Vendor Number	Vendor Name				Total Vendor Amount
<a href="#">08909</a>	PARTY TIME RENTALS				-1,460.00
<b>Payment Type</b>	<b>Payment Number</b>	<b>Original Payment Date</b>	<b>Reversal Date</b>	<b>Cancel Date</b>	<b>Payment Amount</b>
Check	<a href="#">120116</a>	10/05/2018	11/06/2018	11/06/2018	-730.00
<b>Payable Number:</b>	<b>Description</b>	<b>Payable Date</b>	<b>Due Date</b>		<b>Payable Amount</b>
<a href="#">100318-R</a>	11/18/18- BREW IN LQ FURNITURE	10/03/2018	10/05/2018		730.00
<b>Payment Type</b>	<b>Payment Number</b>	<b>Original Payment Date</b>	<b>Reversal Date</b>	<b>Cancel Date</b>	<b>Payment Amount</b>
Check	<a href="#">120380</a>	10/26/2018	11/06/2018	11/06/2018	-730.00
<b>Payable Number:</b>	<b>Description</b>	<b>Payable Date</b>	<b>Due Date</b>		<b>Payable Amount</b>
<a href="#">102418-R</a>	11/12/18- FURNITURE FOR BREW 2ND PYMT	10/24/2018	10/26/2018		730.00

### Bank Code Summary

Bank Code	Canceled Payables	Payables Left To Pay Again	Total
APBNK	-1,460.00	0.00	-1,460.00
<b>Report Total:</b>	<b>-1,460.00</b>	<b>0.00</b>	<b>-1,460.00</b>

# City of La Quinta

Bank Transactions 10/27/18 – 11/09/18

---

## Wire Transaction

Listed below are the wire transfer from 10/27/18 – 11/09/18

Wire Transfers:

10/30/2018 - WIRE TRANSFER - APPRAISAL SERVICE	\$	15,000.00
11/05/2018 - WIRE TRANSFER - PERS	\$	603.29
11/06/2018 - WIRE TRANSFER - TASC	\$	1,116.63
11/06/2018 - WIRE TRANSFER - LANDMARK	\$	224,781.16
11/08/2018 - WIRE TRANSFER - PERS HEALTH	\$	103,274.23
11/08/2018 - WIRE TRANSFER - LAWYERS TITLE	\$	1,325.00
TOTAL WIRE TRANSFERS OUT	\$	<u>346,100.31</u>



# City of La Quinta

CITY COUNCIL MEETING: November 20, 2018

## STAFF REPORT

---

**AGENDA TITLE:** AUTHORIZE CONTRACTING WITH BRUCE KRIBBS CONSTRUCTION FOR UP TO \$100,000 OF WORK FOR FISCAL YEAR 2018/19, WHEN BRUCE KRIBBS CONSTRUCTION IS THE QUALIFIED AND/OR LOWEST BIDDER

---

### RECOMMENDATION

Authorize contracting with Bruce Kribbs Construction, a General Contractor, for up to \$100,000 of work for fiscal year 2018/19 when Bruce Kribbs is the qualified and/or low bidder.

### EXECUTIVE SUMMARY

- Per the purchasing policy, amounts paid to vendors/contractors over \$50,000 must be approved by Council.
- Bruce Kribbs Construction (Kribbs) is a general contractor and qualified to perform various types of work.
- Staff requests authority to contract for up to \$100,000 of work with Kribbs, when they are the most qualified contractor and/or submit the lowest bid.

### FISCAL IMPACT

Up to \$100,000 would be expended in increments, as needed, during 2018/19. Costs will be charged to accounts associated with the work needed.

### BACKGROUND/ANALYSIS

As a general contractor, Kribbs provides electrical, concrete, and general construction services. They have a history with the City of providing quality work at a reasonable price.

The purchasing policy requires Council approval for all purchases and/or contracts over \$50,000. Staff requests authorization to contract with Kribbs for up to \$100,000 of work should they be the qualified and/or low bidder during 2018/19. Staff requests this authorization so that work can be performed in a timely manner without continually seeking Council authorization for each small contract. Many of the contracts are for jobs valued at less than \$5,000. Without the requested authorization, each subsequent contract over \$50,000 would require Council approval.

## **ALTERNATIVES**

Council could approve future work awarded to Kribbs on a per project basis, however, this approach may delay work schedules.

Prepared by: James Lindsey, Maintenance Manager

Approved by: Steve Howlett, Facilities Director

# City of La Quinta

CITY COUNCIL MEETING: November 20, 2018

## STAFF REPORT

---

**AGENDA TITLE:** ADOPT RESOLUTION IN SUPPORT OF MEMORANDUM OF UNDERSTANDING BETWEEN THE COUNTIES OF IMPERIAL AND RIVERSIDE CONCERNING UNIFIED SUPPORT FOR THE SALTON SEA

---

### RECOMMENDATION

Adopt a resolution in support of the Memorandum of Understanding between the County of Imperial and the County of Riverside Concerning Unified Support for the Salton Sea.

### EXECUTIVE SUMMARY

- In June 2018, the Counties of Imperial and Riverside entered into a Memorandum of Understanding (MOU) concerning the Salton Sea.
- MOU support resolutions have been adopted by the Salton Sea Authority as well as other member agencies.
- Salton Sea Authority has requested that the City Council adopt a resolution in support of this MOU.
- The proposed resolution recognizes the importance of collaboration among stakeholders affected by the Salton Sea as vital to solve the complex challenges and promote economic development, public health, air quality and wildlife habitat.
- The MOU's intent is for Imperial and Riverside Counties to work together and with local agencies on agreed projects that would stabilize and restore the Salton Sea.

**FISCAL IMPACT** – None.

### BACKGROUND/ANALYSIS

The MOU support resolution was adopted by the Salton Sea Authority and its member agencies (Riverside County, Imperial County, Torres Martinez Desert Cahuilla Indians, Coachella Valley Water District, Imperial Irrigation District), Imperial County cities involved with the Salton Sea, and Coachella Valley Association of Governments (CVAG). The member agencies requested that public agencies impacted by the declining Salton Sea adopt resolutions supporting this effort.

Recognizing that cooperation among stakeholders affected by Salton Sea is paramount to solve its complex challenges, Riverside and Imperial Counties signed this MOU calling for joint planning to ensure smooth development of a multi-benefit project known as the Perimeter Lake.

Both counties plan to work together with local agencies on agreed projects and financing mechanisms such as an Enhanced Infrastructure Finance District (EIFD) which would support projects and stimulate economic development around the Salton Sea. This would include creating recreational lakes, supporting geothermal resource development, mitigating air quality issues, and preserving vital habitat.

### ALTERNATIVES

Council may elect to not adopt this resolution.

Prepared by: Teresa Thompson, Management Specialist  
Approved by: Frank J. Spevacek, City Manager

**RESOLUTION NO. 2018 -**

**A RESOLUTION OF THE CITY COUNCIL OF THE CITY OF LA QUINTA, CALIFORNIA, IN SUPPORT OF THE MEMORANDUM OF UNDERSTANDING BETWEEN THE COUNTY OF IMPERIAL AND THE COUNTY OF RIVERSIDE CONCERNING THE SALTON SEA**

**WHEREAS**, on June 26, 2018, the County of Imperial, a political subdivision of the State of California, and the County of Riverside, a political subdivision of the State of California ("Counties") entered into a Memorandum of Understanding representing a mutual good faith commitment and common goals made in the spirit of cooperation and collaboration to benefit the Salton Sea; and

**WHEREAS**, it is the desire of the Counties to work together with other local agencies in a collaborative manner and support common goals to further Salton Sea restoration and management efforts as well as the development potential of the Salton Sea; and

**WHEREAS**, the Counties encourage outreach to the surrounding communities and seek supportive resolutions from all cities and other agencies. The Counties welcome cities and other agencies to join and assist them in efforts that are supportive of the Salton Sea; and

**WHEREAS**, the inflow of water to the Salton Sea has decreased and pursuant to the Quantification Settlement Agreement, mitigation water inflows ended on December 31, 2017, and without restoration or stabilization measures, the Salton Sea will rapidly decline; and

**WHEREAS**, the State of California ("State") has developed the Salton Sea Management Program ("SSMP") through departments within the California Natural Resources and Environmental Protection Agencies and is obligated to pay for certain costs related to habitat, air and water quality issues at the Salton Sea; and

**WHEREAS**, the State has developed the 10-year SSMP plan and identified a phased series of projects, the State has not appropriated all the necessary SSMP funding. The Salton Sea is at substantial risk of irreversible damage and threatens wildlife and public health; and

**WHEREAS**, it is the intent of the Counties to take coordinated and cooperative action with other agencies to further stabilize the Salton Sea on such restoration efforts which would protect and improve public health, air quality, and wildlife habitat; and

**WHEREAS**, it is the desire and intent of the Counties to work together with local agencies on agreed projects and financing mechanisms such as an Enhanced Infrastructure Finance District (“EIFD”) that would support projects and stimulate economic development around the Salton Sea; and

**WHEREAS**, the Counties recognize and support the immense value of working together with other local agencies to enhance opportunities for renewable energy and geothermal development to the region by providing reliable, affordable energy in furtherance of the State’s Renewable Portfolio Standard and Greenhouse Gas Reduction goals and could provide funding for Salton Sea infrastructure; and

**WHEREAS**, the benefits of said integrated projects would include economic development, recreational activity, and reduction in air quality impacts, as well as optimize the potential opportunities at the Salton Sea; and

**WHEREAS**, California law requires the California Natural Resources Agency to develop a Salton Sea plan in cooperation and consultation with local agencies; and

**WHEREAS**, the Salton Sea Authority supports the common goal of a locally managed and more efficient process to expedite projects at the Salton Sea to avert a further decline at the Salton Sea; and

**WHEREAS**, the Salton Sea Authority is in support of the North Lake vision which would complement the State’s SSMP plan by providing an in-sea barrier around the contours of the north shoreline with a deep lake and respectfully request the State’s support and recognition in the SSMP as an important integrated project; and

**WHEREAS**, the Salton Sea Authority is supportive of the Perimeter Lake concept which would also include a South Lake component and resemble a flowing river with a system of low-profile levees bordering the Salton Sea shoreline. The Counties respectfully request to have the Perimeter Lake incorporated into the State’s SSMP long-term plan; and

**WHEREAS**, it is the intent of the Salton Sea Authority to improve the public health, economic opportunity and overall quality of life of the disadvantaged communities around the Salton Sea; and

**WHEREAS**, it is the intent of the Salton Sea Authority to support public-private partnerships and will assist private entities to define and develop projects around the Salton Sea.

**NOW, THEREFORE, BE IT RESOLVED** by the City Council of the City of La Quinta, California, as follows:

SECTION 1. The City Council declares support of the Memorandum of Understanding between the County of Imperial and the County of Riverside concerning unified support on the Salton Sea.

SECTION 2. The City Council shall certify support and adoption of this resolution.

**PASSED, APPROVED, and ADOPTED** at a regular meeting of the La Quinta City Council held on this 20<sup>th</sup> day of November, 2018, by the following vote:

**AYES:**

**NOES:**

**ABSENT:**

**ABSTAIN:**

---

LINDA EVANS, Mayor  
City of La Quinta, California

Resolution No. 2018-  
Support of MOU between Counties of Imperial and Riverside – Unified Support for the Salton Sea  
Adopted: November 20, 2018  
Page 4 of 4

**ATTEST:**

---

MONIKA RADEVA, City Clerk  
City of La Quinta, California

(CITY SEAL)

**APPROVED AS TO FORM:**

---

WILLIAM H. IHRKE, City Attorney  
City of La Quinta, California



# City of La Quinta

CITY COUNCIL MEETING: November 20, 2018

## STAFF REPORT

---

**AGENDA TITLE:** APPROVE CANCELLATION OF REGULAR CITY COUNCIL MEETING OF JANUARY 1, 2019

---

### RECOMMENDATION

Approve cancellation of the regular City Council meeting of January 1, 2019.

### EXECUTIVE SUMMARY

- The regular City Council meeting of January 1, 2019, falls on New Year's Day which is a designated holiday per the Personnel Policies.
- The City Manager and Executive Team have reviewed pending items and determined that there is no need to hold the January 1, 2019, City Council meeting.
- Advance notice of cancelled meetings allows Councilmembers, Staff, and the public to properly plan for deadlines and workflow.

### FISCAL IMPACT

There would be cost savings consisting of the time and materials associated with production and delivery of one agenda packet.

### BACKGROUND/ANALYSIS

The regular City Council meeting of January 1, 2019, falls on New Year's Day which is a designated holiday per the Personnel Policies. The City Manager and the Executive Team have reviewed the items requiring Council consideration, and all matters that require Council review have been scheduled for the two Council meetings in December 2018. Thus, there is no need to reschedule the Council meeting of January 1, 2019, and instead, schedule the next Council meetings for the January 12, 2019, Council/Community Workshop and the regular January 15, 2019, meeting.

The recommended December/January meeting schedule is:

- December 4, 2018      regular meeting
- December 18, 2018    regular meeting
- January 1, 2019        CANCEL
- January 12, 2019      Council/Community Workshop
- January 15, 2019      regular meeting

A special meeting would be called should a matter requiring council direction or action be needed before the next regular meeting.

### ALTERNATIVES

Council may select an alternate date in lieu of the cancelled meeting or cancel no meetings.

Prepared by: Monika Radeva, City Clerk

Approved by: Frank J. Spevacek, City Manager

# City of La Quinta

CITY COUNCIL MEETING: November 20, 2018

## STAFF REPORT

---

**AGENDA TITLE:** APPROVE CLOSING CITY HALL AND THE WELLNESS CENTER IN OBSERVANCE OF CHRISTMAS AND NEW YEAR'S HOLIDAYS

---

### RECOMMENDATION

Approve closing City Hall from December 24, 2018 through January 1, 2019 and Wellness Center from December 25, 2018 through December 28, 2018, in observance of the Christmas and New Year's holidays, and authorize an additional 24 hours Holiday Pay to full time employees.

### EXECUTIVE SUMMARY

- Christmas Eve and New Year's Eve fall on a Monday, and per the Personnel Policies, City facilities will be closed on Monday, December 24, Tuesday, December 25, Monday December 31, and Tuesday January 1.
- Per the City's 9/80 work schedule, 40% of Staff will have Friday, December 28 off.
- A survey of Staff vacation requests indicates that 41% plan to take vacation time on December 26 and 27; when combined with those who are not scheduled to work on December 28, more than 60% of Staff may be off on December 28.
- The City Manager requests observing three additional paid holidays (December 26, 27, and 28, 2018).

### FISCAL IMPACT

The full-time salary costs for this time is \$73,800; this cost is currently budgeted in full-time salaries and would be expended regardless of this action.

### BACKGROUND/ANALYSIS

It has been a long-standing practice to close City Hall to observe approved holidays. Section 14.10.1 of the City's Personnel Policies states in part:

*\*\*Christmas Eve (December 24) and New Year's Eve (December 31) in the event those days fall on a weekday are considered paid*

*holidays, and all employees shall receive eight (8) hours of holiday pay for each."*

Both Christmas Eve and New Year's Eve fall on a Monday and per the Personnel Policies, City Hall will be closed on December 24, 25, 31, 2018 and January 1, 2019.

The City has an Alternate Work Week Schedule wherein employees work nine 10-hour days and have alternate Fridays off; 40% of Staff will be off on Friday, December 28, 2018. A survey has found that 41% of Staff plan to take vacation time on December 26 and 27. Combined, up to 60% of Staff may be off on Friday, December 28.

Recognizing that there will be minimal Staff at City facilities during this period, the City Manager requests that City Hall be closed on December 24, 2018 through January 1, 2019 and the Wellness Center be closed on December 25 through December 28, and full-time employees be granted three paid holidays. Contracted public safety personnel would not be granted this time off, and emergency service personnel (public works, emergency operations center) would be on standby status if an event occurs. Wellness Center patrons would be afforded the opportunity to use the Desert Recreation District facilities at the La Quinta Community Fitness Center. If approved, this schedule would be advertised so that the public has knowledge of the modified work week.

### ALTERNATIVE

Council may elect to close City Hall only on Christmas Eve Day, Christmas Day, New Year's Eve Day, and New Year's Day (December 24-25, 2018 and December 31, 2018 – January 1, 2019), or provide staff with alternative direction.

Prepared by: Frank J. Spevacek, City Manager

# City of La Quinta

CITY COUNCIL MEETING: November 20, 2018

## STAFF REPORT

---

**AGENDA TITLE:** RECEIVE AND FILE FISCAL YEAR 2017/18 GENERAL FUND YEAR-END BUDGET REPORT AND APPROVE THE AMENDED BUDGET CARRYOVERS

---

### RECOMMENDATION

Receive and file 2017/18 General Fund Year-End Budget Report and approve the amended budget carryovers from 2017/18 to 2018/19.

### EXECUTIVE SUMMARY

- After closing the prior fiscal year, Finance presents a year-end summary that compares the final budget to actual transactions.
- Revenue was \$3,985,757 higher than budgeted.
- Expenditures (including approved carryovers from 2016/17 appropriations into 2017/18) were \$12.2 million under budget. Of these savings, \$7.18 million was carried over to 2018/19 for capital improvements, land acquisition, building improvements, and operations.

### FISCAL IMPACT

Amended budget carryovers from 17/18 to 18/19 total \$7,183,315 and are funded with budgetary savings from 17/18.

### BACKGROUND/ANALYSIS

Revenues were over budget by \$3.9 million; mostly due to tax revenues.

Overall, 87% of department expenditures were under budget with total savings of slightly over \$12 million. Of these savings, \$7.18 million was carried over to 2018/19 for multi-year capital projects, land acquisition, building improvements, and operations. The net savings (net of carryovers) were \$5 million.

Revenues, expenditures, carryover, and reserve balances are discussed in the FY 2017/18 General Fund Year-End Budget Report (Attachment 1).

### ALTERNATIVES

No alternatives are applicable.

Prepared by: Karla Campos, Finance Director

Approved by: Frank J. Spevacek, City Manager

Attachment: 1. FY 2017/18 General Fund Year-End Budget Report

[Click here to return to Agenda](#)

**FY 2017/18 GENERAL FUND YEAR-END BUDGET REPORT**



**OVERVIEW**

The City oversees multiple funds which will be reported in the Comprehensive Annual Financial Report (CAFR) issued prior to December 30<sup>th</sup> of each year and presented at a future public meeting shortly thereafter. This fiscal year-end budget report focuses on the General Fund and summarizes the overall financial activities and position through June 30, 2018. Final revenues and expenditure budgets include approved budget adjustments presented throughout the fiscal year and carryovers from 16/17 to 17/18.

General Fund	Final Budget	Actual	%
<b>Revenues</b>	52,363,100	56,348,857	108%
Unassigned Reserves	2,000,000	2,000,000	100%
OPEB Trust Reserves	1,523,400	1,523,400	100%
Measure G Reserves	750,000	750,000	100%
<b>Total Revenues</b>	<b>56,636,500</b>	<b>60,622,257</b>	<b>107%</b>
<b>Expenditures</b>	57,118,663	44,887,050	79%
Capital Carryovers		4,996,815	
Land Acquisition Carryover		1,600,000	
Building Carryover		400,000	
Operational Carryovers		186,500	
<b>Total Expenditures</b>	<b>57,118,663</b>	<b>52,070,365</b>	<b>91%</b>

The General Fund is healthy; with strong reserves, revenues exceeding budgeted projections, and expenditure savings. The report provides an explanation of major variances from the final budget, carryovers from 17/18 to 18/19, and a summary of reserve balances.

**REVENUE VARIANCES**

As depicted in **Exhibit A**, most General Fund revenue categories experienced positive variances from the final budget. A summary by revenue category is provided below.

General Fund Revenues	Final Budget	Actual	Variance	% Variance
Tax Revenue	41,264,100	44,116,003	2,851,903	7%
Licenses & Permits	1,347,700	1,394,820	47,120	3%
Intergovernmental	7,265,000	7,467,752	202,752	3%
Charges for Services	1,312,100	1,279,869	(32,231)	-2%
Fines, Forfeitures & Abatements	266,000	375,390	109,390	41%
Use of Money & Property	400,000	643,171	243,171	61%
Miscellaneous/Transfers In	508,200	1,071,852	563,652	111%
<b>Total Revenues</b>	<b>52,363,100</b>	<b>56,348,857</b>	<b>3,985,757</b>	<b>8%</b>

Continued economic prosperity provided higher property values, stimulated property sales, supported the purchase of goods and services, and tourism; which increased **tax revenues**.

**Intergovernmental revenues** include the fire service tax credit which is derived from property taxes. These funds are designated for fire services and unexpended revenues are recognized in assigned reserves.

**Miscellaneous revenues** include TOT mitigation measure payments, which included two payments from Legacy Villas totaling \$173,407 for 16/17 received in 17/18. Burrtec Administration reimbursements included an additional payment totaling \$52,668.

Although 17/18 provided strong revenues, the economy continues to experience pressures from international trade wars, the threat of inflation, increasing interest rates, and increased regulatory and oversight requirements. Economic prosperity will inevitably slow down, therefore, the City follows a prudent Reserve Policy to support continuity in essential operational needs when resources are reduced. Reserve balances as of June 30, 2018 are discussed in the Reserves section of this Report.

## EXPENDITURE VARIANCES

Most departmental expenditures remained within budget. Savings were achieved from vacant positions, workflow efficiencies, and prudent contract management for multiple functions such as police, fire, animal shelter, engineering, marketing, short-term vacation rental compliance, planning, plan checks, and legal services.

Two departments experienced significant budgetary savings; police services and Design and Development Administration.

Savings from contracted **Policed Services** totaled \$795,735 and were primarily derived from the County of Riverside adopting a lower than expected rate increase. In particular, the patrol overtime rate was lower than originally reported. To ensure funds were available for this critical service, the City budget incorporated the rates originally disclosed by the County.

**Design and Development Administration** savings of \$420,509 was attributed to payroll savings from vacancies of a Director and Analyst position and the short-term vacation rental contract.

The **Parks Maintenance** department was over budget due to multiple cooper thefts at La Quinta Park, the removal and replacement of several aging trees, and utility costs.

**Public Buildings** was overbudget due to unforeseen HVAC repairs, maintenance services, and an increase in utility costs.

**Street** related expenses are primarily paid from the restricted Gas Tax Funds except for operating supplies, travel and training, and small tools which can be used for multiple purposes. The overage is due to minor increases in these areas.

**Centralized Services** represents the largest savings (\$9.5 million), however, most of these savings (\$7,086,815) are being carried over to 18/19. Carryovers from this department include capital projects, land acquisition, building improvements, and the Transient Occupancy Tax (TOT) Incentive Program (Program). The Program allows hotel operators who collect TOT on resort fees to apply for funding up to \$50,000 to help bring new tourism to La Quinta. Unexpended funds for this Program are carried over at year-end.

A summary by department expenses is provided on the next page and details by department and expense category are located in **Exhibit B**.





General Fund Expenditures	Final Budget	Actual	Variance
City Council	324,000	259,964	(64,036)
City Manager	807,460	783,671	(23,789)
City Attorney	460,000	420,511	(39,489)
Human Resources	516,590	474,561	(42,029)
City Clerk	583,340	527,550	(55,790)
Finance	1,159,860	1,033,895	(125,965)
Centralized Services	17,791,833	8,217,796	(9,574,038)
Police	15,879,100	15,083,365	(795,735)
Fire	6,730,000	6,531,244	(198,756)
Community Resources Admin.	728,650	631,998	(96,652)
Wellness Center Operations	661,420	581,478	(79,942)
Recreational Programs & Events	366,640	310,586	(56,054)
Parks Maintenance	1,635,700	1,732,772	97,072
Marketing & Community Relations	1,173,350	1,074,172	(99,178)
Public Buildings	1,613,650	1,639,767	26,117
Design & Development Admin.	1,206,870	786,361	(420,509)
Planning	554,760	482,189	(72,571)
Building	925,650	686,220	(239,430)
Code Compliance/Animal Control	1,143,080	1,018,033	(125,047)
The Hub	809,160	766,425	(42,735)
Public Works Dev. Services	628,330	493,811	(134,519)
Streets	8,600	10,459	1,859
Engineering Services	1,410,620	1,340,222	(70,398)
<b>Total Expenditures</b>	<b>57,118,663</b>	<b>44,887,050</b>	<b>(12,231,613)</b>
Capital Improvement Carryovers		4,996,815	
Operational Carryovers		186,500	
Land Acquisition Carryover		1,600,000	
Building Improvements Carryover		400,000	
<b>Total Expenditures After Carryovers</b>	<b>57,118,663</b>	<b>52,070,365</b>	<b>(5,048,298)</b>

### CARRYOVERS FROM 17/18 TO 18/19

Annually, the budget provides an estimate of projected CIP and operational carryovers with budget adoption, however, final carryovers are verified during the annual audit and an update is provided with the year-end report. Carryovers are detailed in Exhibit C.

The General Fund **operational budget** confirms the original projected carryovers of \$156,500; plus \$30,000 for marketing and promotional services, for a total of \$186,500 from 17/18 to 18/19. Carryovers also add \$2 million for the combined **land acquisition**



**and building improvement** budget. This addition was not included in the initial carryovers

because the item was taken to Council the same night the budget was adopted. On June 20, 2018 Council provided direction to include these funds as carryovers.

**Capital improvement projects (CIP)** have multiple funding sources and often require several years to complete. CIP revenue carryovers funded from the General Fund totaled \$4,996,815 (a decrease of \$1,200,000 from original projections of \$6,200,000).

CIP revenue commitments are reflected in assigned reserves and operational carryovers are noted in committed reserves, both discussed next.

## RESERVES

A **Reserve Policy** (Policy) which included new reserve categories and targets was adopted in May 2018. The chart below depicts reserve balances by category and the value changes from June 30, 2017 to June 30, 2018.

Reserve/Fund Balance	As of June 30, 2017	As of June 30, 2018	Change in Value
<b>Non-Spendable</b>			
Prepaid Costs	10,578	90,657	80,079
Land Held for Resale	8,320,000	8,320,000	-
Advances to Other Funds	15,022,660	14,954,085	(68,575)
Due from Other Governments	29,154,040	29,611,707	457,667
<b>Total Non-Spendable</b>	<b>52,507,278</b>	<b>52,976,449</b>	<b>469,171</b>
<b>Committed</b>			
Working Capital Reserve (10%)	4,134,000	-	(4,134,000)
Emergency Reserve (40%)	16,534,000	-	(16,534,000)
Post Retirement Health Benefits	1,523,400	-	(1,523,400)
Carryovers	120,000	2,186,500	2,066,500
Cash Flow Reserve	-	5,000,000	5,000,000
Natural Disaster Reserve	-	7,400,000	7,400,000
Economic Disaster	-	8,140,000	8,140,000
Capital Replacement Reserve	-	5,000,000	5,000,000
Pension Trust Benefits	-	2,000,000	2,000,000
<b>Total Committed</b>	<b>22,311,400</b>	<b>29,726,500</b>	<b>7,415,100</b>
<b>Assigned</b>			
Public Safety Fire Services	9,371,699	9,754,327	382,628
Measure G Sales Tax	1,462,650	5,169,970	3,707,320
Capital Projects	4,859,920	4,996,815	136,895
<b>Total Assigned</b>	<b>15,694,269</b>	<b>19,921,112</b>	<b>4,226,843</b>
<b>Unassigned</b>	<b>16,949,526</b>	<b>19,199,505</b>	<b>2,249,979</b>
<b>TOTAL FUND BALANCE</b>	<b>107,462,473</b>	<b>121,823,566</b>	<b>14,361,093</b>

Reserve balances reflect the financial health of the City at fiscal year-end. Reserve categories eliminated with the new Policy show a zero balance on June 30, 2018; while new categories show a zero balance on June 30, 2017.

The change in **non-spendable reserves** was primarily due to the Last and Final Recognized Obligation Payment Schedule (ROPS) approved in November 2017, which resulted in an interest

rate increase from 3% to 4% since the inception of the Redevelopment Agency loan repayment. The due from other governments (\$29,611,707) represents the principal (\$20,693,057) and interest (\$8,918,650) owed to the General Fund (80% of loan repayments). An additional 20% or \$7,402,927 is recognized in the Housing Authority Fund. The total outstanding loan balance as of June 30, 2018 is \$37,014,634. Non-spendable reserves cannot be used for operational expenses and primarily represent commitments due to General Fund.

**Committed reserves** increased by \$7.3 million due to: a.) an increase in cash flow reserve of \$866,000 (previously working capital reserve), b.) the establishment of a new capital replacement reserve with initial funding of \$5 million (\$1 million from former Emergency Reserves), c.) an increase in carryovers of \$2 million. In addition, a Post-Retirement Health Benefit Trust was established and funded with \$1,523,400 and a new commitment of \$2 million was made to establish a Pension Trust during 18/19. New commitments were funded with unassigned reserves.

An increase of \$4.2 million in **assigned reserves** was primarily due to Measure G sales tax revenue (\$3,707,320) and fire services trust (\$382,628).

Additional revenue, expenditures savings, and the RDA loan repayment for 17/18 (\$2,441,620) are reflected in the increase of \$2.3 million to **unassigned reserves**. This increase was offset by additional funding to committed reserves as outlined above.

During the mid-year budget report in February 2019, staff will provide funding options for Council to consider placing a portion of unassigned reserves into approved reserve categories which are not fully funded.



[Click here to return to Agenda](#)

	2016/17 Actual Revenues	2017/18 Original Budget	2017/18 Final Budget	2017/18 Actual Revenues	Variance w/ Final Budget
<b>101 - GENERAL FUND</b>					
<b>0000 - Undesignated</b>					
<b>310 - Tax Revenues</b>					
101-0000-40310	Property Tax Revenue	2,186,077.61	2,222,100.00	2,317,101.40	95,001.40
101-0000-40311	No-Low City Property Tax	4,969,009.81	4,419,000.00	4,522,611.59	103,611.59
101-0000-40315	RPTTF Pass Through	2,082,693.73	1,938,000.00	1,995,222.27	57,222.27
101-0000-41320	State Sales Tax	8,597,655.49	8,776,100.00	8,989,328.13	213,228.13
101-0000-41326	Measure G Sales Tax	1,462,649.75	5,700,000.00	9,967,656.65	367,656.65
101-0000-41327	Document Transfer Tax	585,333.35	531,000.00	718,472.37	187,472.37
101-0000-41400	TOT - Hotels	6,426,594.01	6,046,900.00	6,588,185.28	541,285.28
101-0000-41401	TOT - Short Term Vac. Rentals	2,383,229.26	2,065,000.00	2,804,647.08	739,647.08
101-0000-41402	TOT - Bed and Breakfast	123,360.49	45,000.00	105,132.73	60,132.73
101-0000-41416	TOT - Resort Fees	0.00	360,000.00	345,290.90	(14,709.10)
101-0000-41505	Franchise Taxes - Burrtec	663,060.76	644,000.00	817,032.32	173,032.32
101-0000-41506	Burrtec AB 939 Fee	38,801.62	0.00	0.00	0.00
101-0000-41508	Southern California Gas	120,634.61	129,000.00	125,843.10	(3,156.90)
101-0000-41509	Cable Television Franchise Fee	602,052.47	580,000.00	632,794.16	52,794.16
101-0000-41510	Communications Franchise Fees	340,102.70	200,000.00	245,337.20	45,337.20
101-0000-41800	Property Tax in Lieu of VLF	3,813,213.14	3,708,000.00	3,941,347.77	233,347.77
	<b>310 - Tax Revenues Totals:</b>	<b>34,394,468.80</b>	<b>37,364,100.00</b>	<b>44,116,002.95</b>	<b>2,851,902.95</b>
<b>320 - Licenses &amp; Permits</b>					
101-0000-41415	STVR Registration Fee	80,102.00	63,000.00	119,129.84	12,129.84
101-0000-41600	Business Licenses	358,943.44	320,000.00	333,941.78	13,941.78
101-0000-41601	Cannabis Delivery License	1,368.00	0.00	4,560.00	560.00
101-0000-41610	Film Permits	1,095.00	1,000.00	2,220.00	1,220.00
101-0000-42400	Building Permits	104,776.28	165,600.00	145,194.40	(20,405.60)
101-0000-42401	Plumbing Permits	51,407.11	103,500.00	68,615.03	(34,884.97)
101-0000-42402	Mechanical Permits	80,867.16	121,200.00	88,755.88	(32,444.12)
101-0000-42403	Electrical Permits	47,294.38	89,700.00	60,833.35	(28,866.65)
101-0000-42404	Miscellaneous Permits	151,603.31	152,000.00	185,642.12	33,642.12
101-0000-42405	Garage Sale Permits	10,090.00	10,000.00	9,170.00	(830.00)
101-0000-42406	Golf Cart Permits	160.00	200.00	240.00	40.00
101-0000-42408	Grading Permits	8,675.67	9,600.00	14,200.92	4,600.92
101-0000-42410	Driveway Permits	3,354.00	2,500.00	5,826.00	3,326.00
101-0000-42414	Massage Permits	660.00	1,000.00	320.00	(680.00)
101-0000-42420	Fire Plan Review Fee	0.00	0.00	48,538.28	34,538.28
101-0000-42421	Fire Inspection Fee	0.00	0.00	24,930.00	19,930.00
101-0000-42430	Transportation Permits	1,300.00	2,000.00	2,446.00	446.00
101-0000-42431	Conditional Use Permits	24,914.00	11,700.00	23,937.60	12,237.60
101-0000-42433	Minor Use Permit	1,600.00	1,500.00	2,799.00	1,299.00
101-0000-42434	Sign Permit	20,546.00	12,500.00	17,094.00	4,594.00
101-0000-42435	Site Development Permit	64,278.00	32,400.00	58,055.16	25,655.16
101-0000-42436	Final Landscaping Plans	14,589.00	1,500.00	25,276.00	776.00
101-0000-42437	Development Agreement	1,394.25	2,800.00	0.00	(2,800.00)
101-0000-42439	Temporary Use Permit	8,757.50	4,000.00	8,219.00	4,219.00
101-0000-43632	Public Works Permits	81,137.00	150,000.00	144,875.60	(5,124.40)
	<b>320 - Licenses &amp; Permits Totals:</b>	<b>1,118,912.10</b>	<b>1,257,700.00</b>	<b>1,394,819.96</b>	<b>47,119.96</b>
<b>330 - Intergovernmental</b>					
101-0000-42500	Fire Service Credit	14,609,875.58	6,726,000.00	7,052,079.68	326,079.68
101-0000-43633	CSA 152 Assessments	0.00	239,000.00	290,672.61	1,672.61
101-0000-43650	Contributions from Other Agencies	250,000.00	250,000.00	125,000.00	(125,000.00)
	<b>330 - Intergovernmental Totals:</b>	<b>14,859,875.58</b>	<b>7,215,000.00</b>	<b>7,467,752.29</b>	<b>202,752.29</b>
<b>340 - Charges for Services</b>					
101-0000-42200	Leisure Enrichment	57,857.54	45,000.00	45,269.30	269.30
101-0000-42202	Gift Shop	8,585.85	6,000.00	6,520.54	520.54
101-0000-42208	Coffee/Cards-Senior Center	0.00	100.00	0.00	0.00
101-0000-42210	Youth Sports	45,079.70	45,500.00	42,085.60	(3,414.40)
101-0000-42211	Adult Sports	4,589.28	5,000.00	7,200.00	2,200.00
101-0000-42212	Facility Rental	41,902.00	40,000.00	34,033.00	(5,967.00)
101-0000-42213	Special Event	1,086.30	14,000.00	21,337.90	7,337.90
101-0000-42214	Wellness Center Leisure Enrichment	54,625.85	45,000.00	55,248.45	10,248.45

		2016/17 Actual Revenues	2017/18 Original Budget	2017/18 Final Budget	2017/18 Actual Revenues	Variance w/ Final Budget
101-0000-42215	City Facilities Rental Fee	0.00	34,100.00	34,100.00	0.00	(34,100.00)
101-0000-42216	Senior Center Special Events	2,152.00	0.00	0.00	2,465.02	2,465.02
101-0000-42218	Wellness Center Memberships	125,867.51	85,000.00	105,000.00	131,147.26	26,147.26
101-0000-42300	Cash Over/Short	(38.90)	0.00	0.00	4.82	4.82
101-0000-42301	Miscellaneous Revenue	33,220.09	25,000.00	25,000.00	72,528.39	47,528.39
101-0000-42303	NSF Charges	350.00	200.00	200.00	360.00	160.00
101-0000-42411	Village Use Permit	8,484.00	0.00	0.00	0.00	0.00
101-0000-42412	Minor Adjustment, Plan Checks	1,796.00	0.00	0.00	4,013.00	4,013.00
101-0000-42415	Tentative Tract Map	13,338.00	7,600.00	17,600.00	32,733.00	15,133.00
101-0000-42416	Digitization/Records Management	0.00	0.00	4,000.00	14,347.00	10,347.00
101-0000-42417	Modification by Applicant	2,100.00	1,200.00	1,200.00	2,168.00	968.00
101-0000-42440	Appeals - Planning Commission	1,500.00	1,500.00	1,500.00	1,500.00	0.00
101-0000-42443	Zone Change	4,068.00	8,700.00	18,700.00	19,514.28	814.28
101-0000-42445	Environmental Assessment	5,629.00	3,700.00	3,700.00	3,696.00	(4.00)
101-0000-42446	General Plan Amendment	0.00	9,700.00	19,700.00	19,456.00	(244.00)
101-0000-42447	Home Occupations	4,480.00	3,000.00	3,000.00	6,365.00	3,365.00
101-0000-42448	Parcel Map	12,333.00	13,400.00	13,400.00	10,848.20	(2,551.80)
101-0000-42451	Specific Plan	13,310.30	10,000.00	10,000.00	13,343.00	3,343.00
101-0000-42453	Zoning Letters	0.00	1,500.00	1,500.00	0.00	(1,500.00)
101-0000-42600	Building Plan Check Fees	438,638.13	552,000.00	552,000.00	564,556.02	12,556.02
101-0000-42610	SMIP Fees	0.00	0.00	0.00	574.58	574.58
101-0000-42615	CBSC Administrative Fees	181.80	0.00	0.00	0.00	0.00
101-0000-42810	Public Works Dev. Plan Check Fee	139,392.83	300,000.00	300,000.00	167,174.00	(132,826.00)
101-0000-43631	CVMSHCP Admin Fee	767.83	1,000.00	1,000.00	1,380.74	380.74
<b>340 - Charges for Services Totals:</b>		<b>1,021,296.11</b>	<b>1,258,200.00</b>	<b>1,312,100.00</b>	<b>1,279,869.10</b>	<b>(32,230.90)</b>
<b>350 - Fines, Forfeitures &amp; Abatements</b>						
101-0000-42700	Administrative Citations	17,334.00	18,000.00	18,000.00	26,661.40	8,661.40
101-0000-42701	Lot Abatement	37,849.13	9,000.00	9,000.00	48,790.40	39,790.40
101-0000-42702	Vehicle Abatement	19,779.55	35,000.00	35,000.00	42,267.72	7,267.72
101-0000-42703	Vehicle Impound Fee	86,997.00	70,000.00	70,000.00	72,403.00	2,403.00
101-0000-42705	Motor Vehicle Code Fines	123,257.44	70,000.00	70,000.00	110,065.76	40,065.76
101-0000-42706	Parking Violations	46,086.02	40,000.00	40,000.00	35,507.00	(4,493.00)
101-0000-42707	Misc Fines	10,064.56	4,000.00	24,000.00	24,562.51	562.51
101-0000-42708	Graffiti Removal	6,977.00	0.00	0.00	7,542.00	7,542.00
101-0000-42709	False Alarm Fees - Police	0.00	0.00	0.00	7,590.00	7,590.00
<b>350 - Fines, Forfeitures &amp; Abatements Totals:</b>		<b>348,344.70</b>	<b>246,000.00</b>	<b>266,000.00</b>	<b>375,389.79</b>	<b>109,389.79</b>
<b>360 - Use of Money &amp; Property</b>						
101-0000-41900	Allocated Interest	143,436.65	250,000.00	250,000.00	353,784.00	103,784.00
101-0000-41910	Gain or Loss	(8,850.00)	0.00	0.00	0.00	0.00
101-0000-41915	Non-Allocated Interest	112,476.96	50,000.00	50,000.00	177,071.42	127,071.42
101-0000-42111	Rental Income	9,600.00	140,000.00	10,000.00	2,553.73	(7,446.27)
101-0000-42120	Lease Revenue	103,404.34	90,000.00	90,000.00	109,761.50	19,761.50
<b>360 - Use of Money &amp; Property Totals:</b>		<b>360,067.95</b>	<b>530,000.00</b>	<b>400,000.00</b>	<b>643,170.65</b>	<b>243,170.65</b>
<b>370 - Miscellaneous</b>						
101-0000-41410	TOT - Mitigation Measures	420,684.94	365,000.00	365,000.00	790,402.06	425,402.06
101-0000-41504	AMR Compliance	17,411.69	8,000.00	8,000.00	21,999.47	13,999.47
101-0000-41507	Burrtec Admin Cost Reimbursement	50,837.50	103,000.00	103,000.00	156,172.80	53,172.80
101-0000-41920	Memorial Tree Revenue	500.00	0.00	0.00	0.00	0.00
101-0000-42000	Insurance Recoveries	948.62	0.00	0.00	4,861.11	4,861.11
101-0000-42100	Advertising Co-Op Revenue	0.00	2,000.00	0.00	0.00	0.00
101-0000-42130	SB 1186 Revenue	4,109.10	2,000.00	2,000.00	5,842.67	3,842.67
101-0000-42140	Sales of Publications & Materials	147.80	200.00	200.00	60.95	(139.05)
101-0000-42305	Miscellaneous Reimbursements	69,991.43	0.00	20,000.00	47,466.31	27,466.31
101-0000-43505	Credit Card Fee Revenue	6,004.35	10,000.00	10,000.00	6,219.36	(3,780.64)
101-0000-45000	Sale of Other Assets	(39.75)	0.00	0.00	779.04	779.04
<b>370 - Miscellaneous Totals:</b>		<b>570,595.68</b>	<b>490,200.00</b>	<b>508,200.00</b>	<b>1,033,803.77</b>	<b>525,603.77</b>

	2016/17 Actual Revenues	2017/18 Original Budget	2017/18 Final Budget	2017/18 Actual Revenues	Variance w/ Final Budget
<b>380 - Transfers In</b>					
101-0000-49500 Transfers In	9,502.95	190,400.00	0.00	38,048.28	38,048.28
<b>380 - Transfers In Totals:</b>	<b>9,502.95</b>	<b>190,400.00</b>	<b>0.00</b>	<b>38,048.28</b>	<b>38,048.28</b>
<b>0000 - Undesignated Totals:</b>	<b>52,683,063.87</b>	<b>48,551,600.00</b>	<b>52,363,100.00</b>	<b>56,348,856.79</b>	<b>3,985,756.79</b>
<b>101 - GENERAL FUND Totals:</b>	<b>52,683,063.87</b>	<b>48,551,600.00</b>	<b>52,363,100.00</b>	<b>56,348,856.79</b>	<b>3,985,756.79</b>

[Click here to return to Agenda](#)



	2016/17 Actual Expenses	2017/18 Original Budget	2017/18 Final Budget	2017/18 Actual Expenses	Variance w/ Final Budget
<b>1001 - City Council</b>	<b>272,268.06</b>	<b>324,000.00</b>	<b>324,000.00</b>	<b>259,964.08</b>	<b>(64,035.92)</b>
Salaries and Benefits	245,309.03	279,400.00	279,400.00	242,278.42	(37,121.58)
Maintenance & Operations	26,959.03	44,600.00	44,600.00	17,685.66	(26,914.34)
<b>1002 - City Manager</b>	<b>845,572.30</b>	<b>769,000.00</b>	<b>807,460.00</b>	<b>783,671.01</b>	<b>(23,788.99)</b>
Salaries and Benefits	507,337.29	541,400.00	550,960.00	597,073.72	46,113.72
Contract Services	225,658.68	117,000.00	145,900.00	77,624.20	(68,275.80)
Maintenance & Operations	81,176.33	81,200.00	81,200.00	79,573.09	(1,626.91)
Internal Service Charges	31,400.00	29,400.00	29,400.00	29,400.00	0.00
<b>1003 - City Attorney</b>	<b>410,886.97</b>	<b>460,000.00</b>	<b>460,000.00</b>	<b>420,511.03</b>	<b>(39,488.97)</b>
Contract Services	410,886.97	460,000.00	460,000.00	420,511.03	(39,488.97)
<b>1004 - Human Resources</b>	<b>407,779.18</b>	<b>462,900.00</b>	<b>516,590.00</b>	<b>474,560.77</b>	<b>(42,029.23)</b>
Salaries and Benefits	236,680.86	263,400.00	294,990.00	254,899.20	(40,090.80)
Contract Services	96,965.02	99,800.00	101,900.00	115,281.54	13,381.54
Maintenance & Operations	55,333.30	82,900.00	102,900.00	87,580.03	(15,319.97)
Internal Service Charges	18,800.00	16,800.00	16,800.00	16,800.00	0.00
<b>1005 - City Clerk</b>	<b>528,439.58</b>	<b>552,200.00</b>	<b>583,340.00</b>	<b>527,550.46</b>	<b>(55,789.54)</b>
Salaries and Benefits	365,570.45	430,500.00	436,740.00	399,776.03	(36,963.97)
Contract Services	121,051.57	80,100.00	101,000.00	85,544.24	(15,455.76)
Maintenance & Operations	11,317.56	12,200.00	16,200.00	12,830.19	(3,369.81)
Internal Service Charges	30,500.00	29,400.00	29,400.00	29,400.00	0.00
<b>1006 - Finance</b>	<b>1,018,008.84</b>	<b>1,123,200.00</b>	<b>1,159,860.00</b>	<b>1,033,894.66</b>	<b>(125,965.34)</b>
Salaries and Benefits	684,806.55	866,500.00	898,160.00	830,963.21	(67,196.79)
Contract Services	163,073.74	162,000.00	167,000.00	106,426.34	(60,573.66)
Maintenance & Operations	23,228.55	27,600.00	27,600.00	29,405.11	1,805.11
Internal Service Charges	146,900.00	67,100.00	67,100.00	67,100.00	0.00
<b>1007 - Central Services</b>	<b>6,173,386.27</b>	<b>9,307,300.00</b>	<b>17,791,833.29</b>	<b>8,217,795.53</b>	<b>(9,574,037.76)</b>
Salaries and Benefits	168,954.95	436,000.00	1,719,080.00	1,646,000.75	(73,079.25)
Maintenance & Operations	382,755.46	195,300.00	195,300.00	112,227.50	(83,072.50)
Utilities	6,367.35	0.00	0.00	0.00	0.00
Capital Expenses	2,254,676.03	0.00	2,000,000.00	0.00	(2,000,000.00)
Internal Service Charges	332,000.00	635,000.00	635,000.00	635,000.00	0.00
Transfers Out	3,028,632.48	8,041,000.00	13,242,453.29	5,824,567.28	(7,417,886.01)
<b>2001 - Police</b>	<b>14,451,363.86</b>	<b>15,879,100.00</b>	<b>15,879,100.00</b>	<b>15,083,365.44</b>	<b>(795,734.56)</b>
Contract Services	14,417,358.37	15,830,400.00	15,830,400.00	15,039,387.90	(791,012.10)
Maintenance & Operations	1,401.40	9,700.00	9,700.00	6,533.30	(3,166.70)
Utilities	2,504.09	14,000.00	14,000.00	12,444.24	(1,555.76)
Internal Service Charges	30,100.00	25,000.00	25,000.00	25,000.00	0.00
<b>2002 - Fire</b>	<b>5,816,590.43</b>	<b>6,730,000.00</b>	<b>6,730,000.00</b>	<b>6,531,243.88</b>	<b>(198,756.12)</b>
Contract Services	5,643,879.97	6,485,500.00	6,485,500.00	6,336,243.05	(149,256.95)
Maintenance & Operations	64,526.13	101,500.00	76,500.00	38,265.16	(38,234.84)
Insurance	0.00	0.00	0.00	5,515.07	5,515.07
Repair & Maintenance	0.00	0.00	25,000.00	31,772.30	6,772.30
Utilities	52,804.50	72,000.00	72,000.00	63,448.30	(8,551.70)
Capital Expenses	3,379.83	15,000.00	15,000.00	0.00	(15,000.00)
Internal Service Charges	52,000.00	56,000.00	56,000.00	56,000.00	0.00
<b>3001 - Community Resources Administration</b>	<b>783,381.65</b>	<b>703,500.00</b>	<b>728,650.00</b>	<b>631,998.47</b>	<b>(96,651.53)</b>
Salaries and Benefits	469,592.03	467,700.00	480,450.00	475,455.57	(4,994.43)
Contract Services	48,360.00	60,000.00	73,500.00	52,460.00	(21,040.00)
Maintenance & Operations	190,429.62	127,500.00	126,400.00	55,782.90	(70,617.10)
Internal Service Charges	75,000.00	48,300.00	48,300.00	48,300.00	0.00
<b>3002 - Wellness Center Operations</b>	<b>522,038.55</b>	<b>679,300.00</b>	<b>661,420.00</b>	<b>581,478.31</b>	<b>(79,941.69)</b>
Salaries and Benefits	361,513.86	513,300.00	495,420.00	439,880.37	(55,539.63)
Contract Services	88,593.37	87,300.00	87,300.00	78,169.37	(9,130.63)
Maintenance & Operations	30,080.32	61,900.00	61,900.00	46,300.98	(15,599.02)

	2016/17 Actual Expenses	2017/18 Original Budget	2017/18 Final Budget	2017/18 Actual Expenses	Variance w/ Final Budget
Utilities	1,851.00	0.00	0.00	327.59	327.59
Internal Service Charges	40,000.00	16,800.00	16,800.00	16,800.00	0.00
<b>3003 - Recreation Programs &amp; Special Events</b>	<b>129,864.59</b>	<b>365,000.00</b>	<b>366,640.00</b>	<b>310,586.24</b>	<b>(56,053.76)</b>
Salaries and Benefits	59,721.27	119,900.00	121,540.00	129,940.85	8,400.85
Contract Services	373.46	0.00	0.00	0.00	0.00
Maintenance & Operations	36,769.86	208,300.00	208,300.00	143,845.39	(64,454.61)
Internal Service Charges	33,000.00	36,800.00	36,800.00	36,800.00	0.00
<b>3005 - Parks Maintenance</b>	<b>1,708,800.97</b>	<b>1,582,300.00</b>	<b>1,635,700.00</b>	<b>1,732,772.30</b>	<b>97,072.30</b>
Salaries and Benefits	358,327.61	426,400.00	444,800.00	446,734.77	1,934.77
Contract Services	365,284.91	427,000.00	422,000.00	400,594.15	(21,405.85)
Maintenance & Operations	128,412.80	137,600.00	177,600.00	252,697.68	75,097.68
Utilities	292,875.65	223,100.00	223,100.00	264,545.70	41,445.70
Internal Service Charges	563,900.00	368,200.00	368,200.00	368,200.00	0.00
<b>3007 - Marketing &amp; Community Relations</b>	<b>830,897.63</b>	<b>1,170,400.00</b>	<b>1,173,350.00</b>	<b>1,074,172.08</b>	<b>(99,177.92)</b>
Salaries and Benefits	170,937.27	91,800.00	94,750.00	93,047.09	(1,702.91)
Contract Services	282,830.83	272,500.00	272,500.00	278,050.00	5,550.00
Maintenance & Operations	360,629.53	797,700.00	797,700.00	694,674.99	(103,025.01)
Internal Service Charges	16,500.00	8,400.00	8,400.00	8,400.00	0.00
<b>3008 - Public Buildings</b>	<b>1,376,354.84</b>	<b>1,601,100.00</b>	<b>1,613,650.00</b>	<b>1,639,766.76</b>	<b>26,116.76</b>
Salaries and Benefits	298,172.55	400,800.00	413,350.00	422,341.20	8,991.20
Contract Services	93,031.41	118,000.00	95,000.00	96,674.79	1,674.79
Office Supplies	0.00	0.00	0.00	4.67	4.67
Maintenance & Operations	775,079.98	759,900.00	782,900.00	788,234.89	5,334.89
Utilities	135,824.59	129,000.00	129,000.00	139,111.21	10,111.21
Capital Expenses	22,746.31	0.00	0.00	0.00	0.00
Internal Service Charges	51,500.00	193,400.00	193,400.00	193,400.00	0.00
<b>6001 - Design &amp; Development Administration</b>	<b>1,003,341.29</b>	<b>1,205,500.00</b>	<b>1,206,870.00</b>	<b>786,360.88</b>	<b>(420,509.12)</b>
Salaries and Benefits	778,504.07	922,900.00	929,270.00	571,441.69	(357,828.31)
Contract Services	111,944.22	155,000.00	140,000.00	77,233.95	(62,766.05)
Maintenance & Operations	33,293.00	26,900.00	36,900.00	36,985.24	85.24
Internal Service Charges	79,600.00	100,700.00	100,700.00	100,700.00	0.00
<b>6002 - Planning</b>	<b>504,010.65</b>	<b>524,700.00</b>	<b>554,760.00</b>	<b>482,188.83</b>	<b>(72,571.17)</b>
Salaries and Benefits	338,110.10	363,700.00	374,760.00	351,819.69	(22,940.31)
Contract Services	95,534.54	96,000.00	108,000.00	70,527.34	(37,472.66)
Maintenance & Operations	17,866.01	28,200.00	35,200.00	23,041.80	(12,158.20)
Internal Service Charges	52,500.00	36,800.00	36,800.00	36,800.00	0.00
<b>6003 - Building</b>	<b>695,619.70</b>	<b>917,200.00</b>	<b>925,650.00</b>	<b>686,219.79</b>	<b>(239,430.21)</b>
Salaries and Benefits	433,369.42	527,600.00	536,050.00	475,630.95	(60,419.05)
Contract Services	191,036.17	324,000.00	324,000.00	150,295.18	(173,704.82)
Maintenance & Operations	8,614.11	8,900.00	8,900.00	3,593.66	(5,306.34)
Internal Service Charges	62,600.00	56,700.00	56,700.00	56,700.00	0.00
<b>6004 - Code Compliance/Animal Control</b>	<b>911,979.40</b>	<b>1,134,500.00</b>	<b>1,143,080.00</b>	<b>1,018,032.76</b>	<b>(125,047.24)</b>
Salaries and Benefits	568,625.32	731,700.00	735,280.00	675,867.02	(59,412.98)
Contract Services	213,371.01	246,000.00	246,000.00	196,759.30	(49,240.70)
Maintenance & Operations	22,083.07	25,700.00	30,700.00	14,306.44	(16,393.56)
Internal Service Charges	107,900.00	131,100.00	131,100.00	131,100.00	0.00
<b>6006 - The Hub</b>	<b>638,565.28</b>	<b>786,300.00</b>	<b>809,160.00</b>	<b>766,424.83</b>	<b>(42,735.17)</b>
Salaries and Benefits	507,741.50	715,600.00	733,460.00	700,920.19	(32,539.81)
Contract Services	48,067.44	10,000.00	10,000.00	8,198.71	(1,801.29)
Maintenance & Operations	3,356.34	14,600.00	19,600.00	11,205.93	(8,394.07)
Internal Service Charges	79,400.00	46,100.00	46,100.00	46,100.00	0.00
<b>7002 - Public Works Development Services</b>	<b>436,843.46</b>	<b>595,200.00</b>	<b>628,330.00</b>	<b>493,810.75</b>	<b>(134,519.25)</b>
Salaries and Benefits	313,261.27	334,100.00	337,230.00	335,958.97	(1,271.03)
Contract Services	79,082.50	215,000.00	245,000.00	116,838.02	(128,161.98)

	2016/17 Actual Expenses	2017/18 Original Budget	2017/18 Final Budget	2017/18 Actual Expenses	Variance w/ Final Budget
Maintenance & Operations	1,499.69	6,200.00	6,200.00	1,113.76	(5,086.24)
Internal Service Charges	43,000.00	39,900.00	39,900.00	39,900.00	0.00
<b>7003 - Streets</b>	<b>10,754.70</b>	<b>8,600.00</b>	<b>8,600.00</b>	<b>10,459.04</b>	<b>1,859.04</b>
Maintenance & Operations	10,754.70	8,600.00	8,600.00	10,459.04	1,859.04
<b>7006 - Engineering Services</b>	<b>1,858,330.76</b>	<b>1,299,400.00</b>	<b>1,410,620.00</b>	<b>1,340,222.36</b>	<b>(70,397.64)</b>
Salaries and Benefits	569,216.48	661,400.00	672,620.00	634,688.31	(37,931.69)
Contract Services	1,185,944.77	569,500.00	669,500.00	641,816.19	(27,683.81)
Maintenance & Operations	8,669.51	15,000.00	15,000.00	10,217.86	(4,782.14)
Internal Service Charges	94,500.00	53,500.00	53,500.00	53,500.00	0.00
<b>GENERAL FUND EXPENSES</b>	<b>41,335,078.96</b>	<b>48,180,700.00</b>	<b>57,118,663.29</b>	<b>44,887,050.26</b>	<b>(12,231,613.03)</b>

[Click here to return to Agenda](#)

**Continuing Appropriations/Carryovers from 2017/18 to 2018/19**

Vendor/Program	Account Number	Description	Original	Amended
<b>GENERAL FUND</b>				
<b>OPERATIONAL CARRYOVERS</b>				
TOT Rebate Program	101-1007-60536	Ironman Event & Unassigned	\$ 90,000	\$ 90,000
Ironman Event	101-3003-60149	December 2018 Contribution	37,500	37,500
Accounting and Auditing Services	101-1006-60103	Professional Services	29,000	29,000
Marketing and Tourism Promotions	101-3007-60461	Marketing and Tourism Promotions	-	30,000
<b>General Fund Operational Carryovers</b>			<b>\$ 156,500</b>	<b>\$ 186,500</b>
<b>CAPITAL PROJECTS &amp; CAPITAL EXPENSES</b>				
Various Multi-Year Capital Projects	101-1007-99900	Transfers Out for CIP Projects	\$ 6,356,500	\$ 4,996,815
Land Acquisition	101-1007-74010	Land Acquisiton with Approval	\$ -	\$ 1,600,000
Building Improvements	101-1007-71050	Improvements with Approval	\$ -	\$ 400,000
<b>General Fund Capital Carryovers</b>			<b>\$ 6,356,500</b>	<b>\$ 6,996,815</b>
<b>Total General Fund Carryovers</b>			<b>\$ 6,513,000</b>	<b>\$ 7,183,315</b>

[Click here to return to Agenda](#)

# City of La Quinta

CITY COUNCIL MEETING: November 20, 2018

## STAFF REPORT

---

**AGENDA TITLE:** ADOPT RESOLUTION TO APPROVE THE CITY'S COMMUNITY DEVELOPMENT PRIORITIES, AUTHORIZE THE CITY MANAGER TO SUBMIT APPLICATIONS TO RIVERSIDE COUNTY ECONOMIC DEVELOPMENT AGENCY FOR COMMUNITY DEVELOPMENT BLOCK GRANT FUNDS, AND EXECUTE SUPPLEMENTAL AGREEMENTS FOR FISCAL YEAR 2019/20

---

### RECOMMENDATION

Adopt a resolution to approve the City's community development priorities, authorize the City Manager to submit applications to the Riverside County Economic Development Agency for Community Development Block Grant funds, execute the Supplemental Agreements for Fiscal Year 2019/20; and allocate \$18,216 to the Boys and Girls Club of the Coachella Valley Fee Waiver/Reduction Program and \$103,227 to the City of La Quinta Americans with Disabilities Act Improvements Project.

### EXECUTIVE SUMMARY

- The County of Riverside (County) is currently preparing the 2019/24 Community Development Block Grant (CDBG) Consolidated Plan, as required by the United States Department of Housing and Urban Development (HUD).
- CDBG funds programs that revitalize neighborhoods, promote economic development, and improve community facilities and services.
- The City is eligible to receive approximately \$121,443 in CDBG funds in 2019/20; 15% can be used for public service projects and 85% for public improvement or housing services.
- City-approved grant applications must be sent to the Riverside County Economic Development Agency (County EDA) no later than December 14, 2018. The exact amount of CDBG funding will be confirmed in the second quarter of 2019.

### FISCAL IMPACT

Upon approval by the HUD and the County, the City will receive an estimated \$121,443 in CDBG funds. The final 2019/20 funding allocation will be based upon actual funds received. Revenues and expenses will be incorporated in the 2019/20 Budget and tracked in a special revenue fund (210).

## **BACKGROUND/ANALYSIS**

The City is a cooperating city of the County's CDBG program and has participated since 1983. HUD oversees the County's program and the County distributes annual funding to cooperating cities. The CDBG program requires that each project/activity meets one of the three national objectives: benefit low and moderate-income individuals; aid in the prevention or elimination of slums or blight; or meet a need having a particular urgency.

The County is currently preparing the 2019/24 CDBG Consolidated Plan (Plan). The Plan is required by HUD as a condition of receiving federal funding. As part of the Plan update process, the City is required to conduct a Community Needs Assessment Survey (Survey). The Survey assists in identification of community, housing, and social needs where future CDBG funding may be of assistance. As of November 6, 2018, 19 surveys were completed. Based on the Survey, the community development needs/CDBG funding priorities are public service needs including youth and senior citizen services, housing, accessibility, and infrastructure improvements. The Survey information will be provided to the County to be included in the 2019/24 CDBG Plan.

### **Public Services**

CDBG funding can be used for public services, such as childcare, recreation and education programs; however, only 15% of the awarded annual allocation may be designated for public services. The County EDA has a minimum funding requirement of \$10,000. A maximum of \$18,216 is anticipated for public services in 2019/20.

### **Public Improvements**

CDBG funding can be used for public improvements, which include construction, reconstruction, rehabilitation, and accessibility improvements. Public improvement funds can be used for facilities and improvements that are publicly owned or owned by a non-profit agency open to the public. These funds must be used for improvements that benefit low- and moderate-income individuals or neighborhoods. A maximum of \$103,227 is anticipated for capital improvements in 2019/20.

### **CDBG Applications**

The City received four applications for CDBG funding (Attachment 1) – the Boys and Girls Club of the Coachella Valley, the Coachella Valley Housing Coalition, the Coachella Valley Rescue Mission submitted public service funding requests; and the City's Engineering Services Division submitted a public improvement-funding request.



Staff recommends awarding the anticipated public service funds of \$18,216 to the Boys and Girls Club and \$103,227 to the City's Engineering Services division. The Boys and Girls Club funding will benefit 231 children who attend; the public improvement request will fund ADA improvements at City facilities that benefit individuals with disabilities and those who have low and moderate income.

### **Agency and Public Review**

A request for applications and notice of funding availability was posted to the City's website on August 15, 2018. A public notice was published in *The Desert Sun* on November 9, 2018, announcing the availability of funds and the public hearing date.

### **ALTERNATIVES**

Council may allocate funds to an alternate single applicant in each category, or an alternate combination of applicants and funding amounts in each category. Council could elect to not approve the recommended community development needs/CDBG funding priorities or modify the proposed needs/funding priorities list.

Prepared by: Carley Escarrega, Management Assistant  
Approved by: Danny Castro, Design and Development Director

Attachment: 1. Fiscal Year 2019/20 CDBG Summary of Applications

[Click here to return to Agenda](#)

**RESOLUTION NO. 2018 -**

**A RESOLUTION OF THE CITY COUNCIL OF THE CITY OF LA QUINTA, CALIFORNIA, APPROVING THE CITY'S COMMUNITY DEVELOPMENT PRIORITIES, AUTHORIZING THE CITY MANAGER TO SUBMIT APPLICATIONS FOR COMMUNITY DEVELOPMENT BLOCK GRANT FUNDS, EXECUTE SUPPLEMENTAL AGREEMENT FOR FISCAL YEAR 2019/2020, AND ALLOCATE FUNDING FOR THE BOYS AND GIRLS CLUB OF THE COACHELLA VALLEY FEE WAIVER/ REDUCTION PROGRAM AND THE CITY'S AMERICANS WITH DISABILITIES ACT IMPROVEMENT PROJECT**

**WHEREAS**, The City of La Quinta (City) is a participating jurisdiction in the Riverside County Economic Development Agency Community Development Block Grant Program; and

**WHEREAS**, the City and County of Riverside (County) cooperatively administer the Community Development Block Grant (CDBG) program under the provision of the Cooperative Agreement executed between the City and County, and under applicable U.S. Department of Housing and Urban Development rules; and

**WHEREAS**, the identified La Quinta CDBG funding priorities will be included in the County's 2019-2024 Consolidated Plan; and

**WHEREAS**, the Design and Development Department published a public hearing notice in The Desert Sun newspaper on November 9, 2018, announcing the availability of funds, public hearing dates, and requesting proposals; and

**WHEREAS**, pursuant to said agreement, the City Council held a public hearing on November 20, 2018, to consider CDBG funding priorities, and to consider public comments on community needs and the use of such funds; and

**WHEREAS**, the CDBG funding priorities were openly discussed and considered; and

**WHEREAS**, the CDBG funds for Fiscal Year 2019/2020 is estimated to be approximately \$121,443 to begin July 1, 2019; and

**WHEREAS**, the City must submit project applications to the Riverside County Economic Development Agency; and

**WHEREAS**, merits of all proposals were openly discussed and considered; and

**WHEREAS**, by a majority vote of the City Council of the City of La Quinta, California, the following proposal(s), or reprogramming(s), were selected:

<u>PROJECT NAME</u>	<u>SPONSOR</u>	<u>AMOUNT</u>
Miscellaneous ADA Improvements	City of La Quinta	\$103,227
Fee Waiver/Reduction Program	Coachella Valley Boys and Girls Club La Quinta Unit	\$ 18,216

**NOW, THEREFORE, BE IT RESOLVED** by the City Council of the City of La Quinta, California, as follows:

SECTION 1. That the City of La Quinta hereby selects the above-named projects, for use of CDBG funds.

SECTION 2. That the City Council hereby directs the City Manager to prepare and submit the designated applications to the Riverside County Economic Development Agency in a timely manner proposing the named use of funds.

SECTION 3. That the City Council hereby authorizes the City Manager to approve and execute the 2019/20 Supplemental Agreement between the Riverside County Economic Development Agency and the City.

SECTION 4. That the City Council hereby authorizes the City Manager to execute any and all necessary documents and other agreements to consummate all activities in this resolution.

SECTION 5. If there is shortfall in funding, the City Council directs the City Manager to request the County to increase the City’s public service cap in order to fully fund public service approved applications.

SECTION 6. That the City of La Quinta does hereby identify the following funding priorities for the Riverside County 2019-2024 Consolidated Plan: public service needs including youth services and senior citizen services, housing needs, accessibility needs, and infrastructure improvements.

Resolution No. 2018-  
CDBG Funds and Priorities Fiscal Year 2019/2020  
Adopted: November 20, 2018  
Page 3 of 3

**SECTION 7.** The identified funding priorities and the Riverside County 2019-2024 Consolidated Plan shall provide guidance and assist City Council when considering future CDBG project and program funding.

**PASSED, APPROVED, and ADOPTED** at a regular meeting of the La Quinta City Council held on this 20<sup>th</sup> day of November 2018, by the following vote:

**AYES:**

**NOES:**

**ABSENT:**

**ABSTAIN:**

---

LINDA EVANS, Mayor  
City of La Quinta, California

**ATTEST:**

---

MONIKA RADEVA, City Clerk  
City of La Quinta, California

(CITY SEAL)

**APPROVED AS TO FORM:**

---

WILLIAM H. IHRKE, City Attorney  
City of La Quinta, California

[Click here to return to Agenda](#)

**CITY OF LA QUINTA**  
**COMMUNITY DEVELOPMENT BLOCK GRANT PROGRAM**  
2019/2020 SUMMARY OF APPLICATIONS RECEIVED

Public Service Applications

**THE BOYS AND GIRLS CLUBS OF THE COACHELLA VALLEY - LA QUINTA UNIT:**

- The Boys and Girls Club of the Coachella Valley was founded in 1966.
- After school program has been provided in the City of La Quinta since 1994.
- The fee waiver/reduction program has been funded by the City of La Quinta with CDBG funds for the past 18 years.

***Funds Requested/Service Provided:***

- Requesting \$30,000 for fee waiver/reduction program to provide scholarships benefiting extremely low-, very low-, low-, and moderate-income children.
- Program served 1,188 members in 2014, of which 115 were provided scholarships with CDBG funds.
- \$30,000 will enable 231 qualifying children to take advantage of the Club's services and programs.

---

**COACHELLA VALLEY RESCUE MISSION:**

- Coachella Valley Rescue Mission (CVRM) was founded in 1971.
- CVRM provides emergency shelter services to homeless individuals and families; services include food, shelter, and clothing.
- 5th year Community Development Block Grant applicant with the City of La Quinta.

***Funds Requested/Service Provided:***

- Requesting \$100,000 in CDBG funding to be used towards staff salaries for evening support services to 32 men, women, and children stay at the shelter and emergency shelter building utilities.
- CVRM will provide 75 men, women, and children with a shower, clothing, 3 meals, and overnight shelter.

---

**COACHELLA VALLEY HOUSING COALITION:**

- Coachella Valley Housing Coalition (CVHC) was founded in 1982.
- CVHC provides afterschool programs for children and youth.
- 1st year Community Development Block Grant applicant with the City of La Quinta.

***Funds Requested/Service Provided:***

- Requesting \$10,000 in CDBG funding to be used towards staff salaries, program facilitators, program supplies, snacks and refreshments.
- The afterschool program at CVHC's La Quinta housing site represents 1 of 10 CVHC housing communities in Coachella Valley.
- Children and youth, ages 5 to 18, who reside on the property have access to a myriad of educational, cultural, and recreational programming which serve to enrich their daily academic and personal growth.

## Public Improvement Applications

### **CITY OF LA QUINTA:**

#### **Project Summary:**

- The City of La Quinta Public Works Department submitted an application requesting \$103,227 of CDBG funding for Americans with Disabilities Act (ADA) improvements at various City owned public parks and public facilities.
- Project will correct ADA deficiencies at various City owned public parks and facilities throughout the City of La Quinta.
- The ADA improvements at various City owned facilities throughout the City will promote easier accessibility for individuals with disabilities.
- The improvements are based upon an ADA Transition Plan Report previously completed by the City.
- Funding will allow for design, construction, inspection, and testing costs associated with ADA improvements.



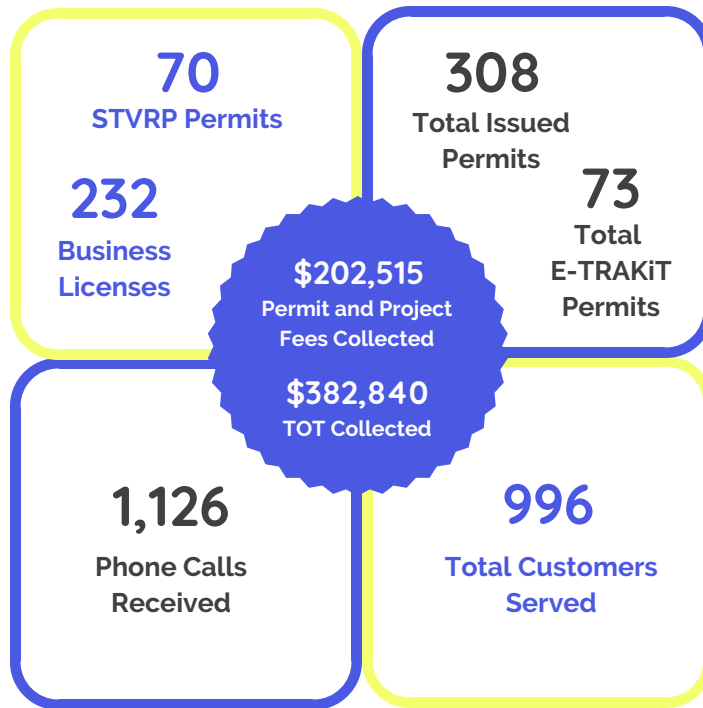
# Design and Development Department

## OCTOBER 2018 REPORT

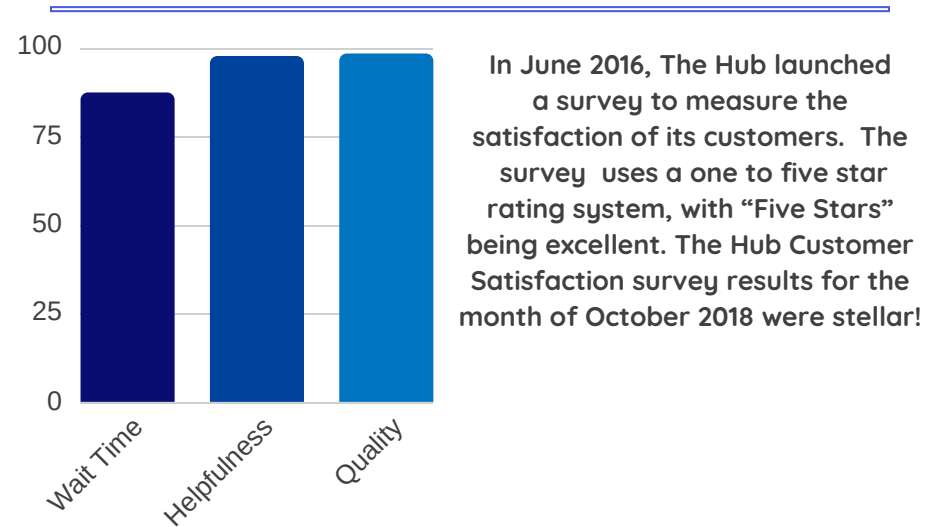
THE DESIGN AND DEVELOPMENT DEPARTMENT REPRESENTS ONE OF SIX CITY DEPARTMENTS, AND CONSISTS OF SIX DIVISIONS: THE HUB, PLANNING, BUILDING, PUBLIC WORKS DEVELOPMENT, ENGINEERING SERVICES, AND ADMINISTRATION.

### the HUB

The Hub serves as a one-stop shop for La Quinta patrons. It is the central location for obtaining permits for planning, building, engineering, garage sales, and special events. The Hub assists customers through the permitting process from initial questions and pre-application meetings through inspections and final certificate of occupancy. Below are some October 2018 metrics:



## CUSTOMER SATISFACTION



OCTOBER 2018 REPORT

PLANNING

ACTIVITY

The Planning Division works with residential and commercial property/business owners and developers to ensure development in the City is constructed consistent with the City's goals and policies.

**Planning Permits**  
Includes sign applications, temporary use permits, minor use permits, final landscaping plans, etc.

Submitted Applications		
Year	2018	2017
October	10	5
Year to Date	78	80

BUILDING

The Building Division administers all building permit applications and plans for compliance with requirements established in the entitlement process, La Quinta Municipal Code, and all currently applicable California Building Standards Codes.

Building Permits Submitted		
Year	2018	2017
October	118	122
October E-TRAKIT	31	43
Year to Date	1,798	1,538

Building Permits Issued		
Year	2018	2017
October	131	111
October E-TRAKIT	22	32
Year to Date	1,732	1,440

Building Inspections		
Year	2018	2017
October	1,266	883
Year to Date	9,542	7,138

# OCTOBER 2018 REPORT



The Short Term Vacation Rental Program, Vacation LQ, continues to grow, as new properties register each month. During the month of October 2018, the following permits were issued and TOT collected:



STVRP TOT Collected			STVRP Permits	
Year	2018	2017	Permits Issued in October	70
October	\$382,840	\$65,802	Currently Active Permits	867
Year to Date	\$2,964,200	\$1,921,277		



## ENGINEERING SERVICES

The Engineering Services Division provides engineering design and construction oversight and traffic support on a variety of infrastructure projects that help keep La Quinta safe and beautiful. Highlighted below are some activities for October 2018:

## CIP PROJECTS

### IN PROGRESS

- The contractor for the Fiscal Year 2017/2018 Pavement Management Plan - Zone 2 - Slurry Seal and Striping Improvements project continues to install signs and refresh striping throughout the City.
- The contractor for the La Quinta Landscape Renovation Improvements project has completed the Quinterra basins bottom turf and is installing walking path at Adams Park Basin.
- On-site construction continues at private development projects including Andalusia, Griffin Ranch, Monterra, Codorniz, Washington Street Apartments and The Citrus.



The Development Division provides engineering assistance with a variety of permits. During the month of October 2018, the following number of permits and applications were processed:

## TRAFFIC

22 requests for service were recorded in City's GORquest system in October 2018, including:

- Operational checks of crosswalks, warning beacons, and flashing stop signs
- Repair of safety and street sign lighting
- Light fixtures throughout the City

Project Reviews Completed		
Year	2018	2017
October	19	45
Year to Date	243	244

Permits Issued		
Year	2018	2017
October	10	10
Year to Date	89	110

[Click here to return to Agenda](#)

# FACILITIES DEPARTMENT

## October 2018

The Facilities Department is comprised of three Divisions; Public Works Maintenance, Parks, and Buildings.

### MAINTENANCE EXPENDITURES

- Public Works \$14,944
- Parks \$15,055
- Buildings \$13,196
- **Total Expenditures: \$43,195**
- **Total Task Hours: 1,017**

For the month of October, 299 requests were received from residents and staff. Request topics are listed on Attachments 1, 2, and 3. Maintenance expenditures and task hours are recorded in GoRequest.

### **Top Requests in October:**

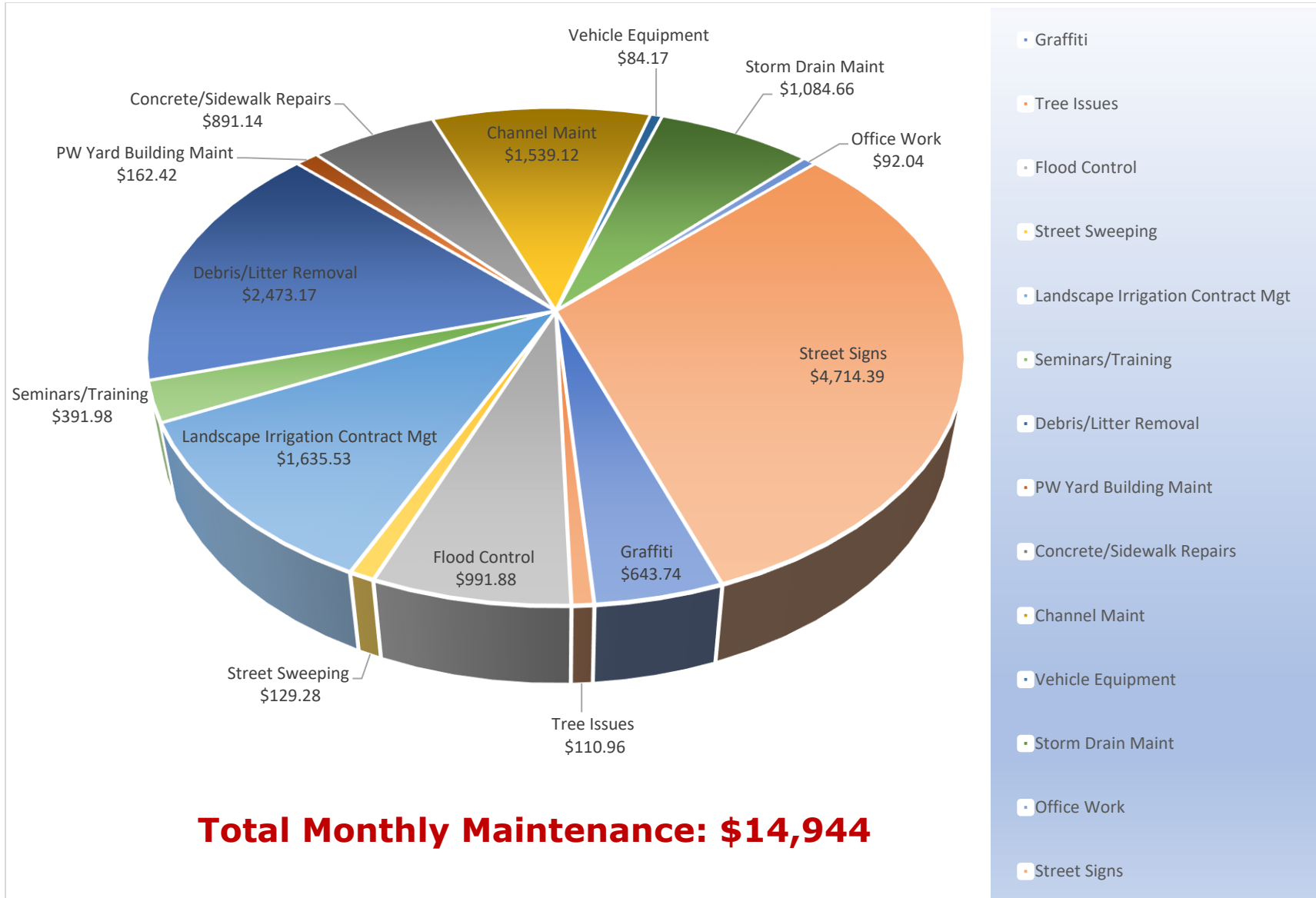
- ◆ Public Works - Street Signs
- ◆ Public Works—Debris/Litter Removal
- ◆ Parks— Inspection Maintenance
- ◆ Parks - Seminars/Training
- ◆ Buildings - Personnel Requests
- ◆ Buildings - Facilities Maintenance

### **ATTACHMENTS:**

1. Public Works Maintenance Expenditures by Task for October.
2. Parks Maintenance Expenditures by Task for October.
3. Building Maintenance Expenditures by Task for October.
4. Customer Satisfaction Survey Details for October.

[Click here to return to Agenda](#)

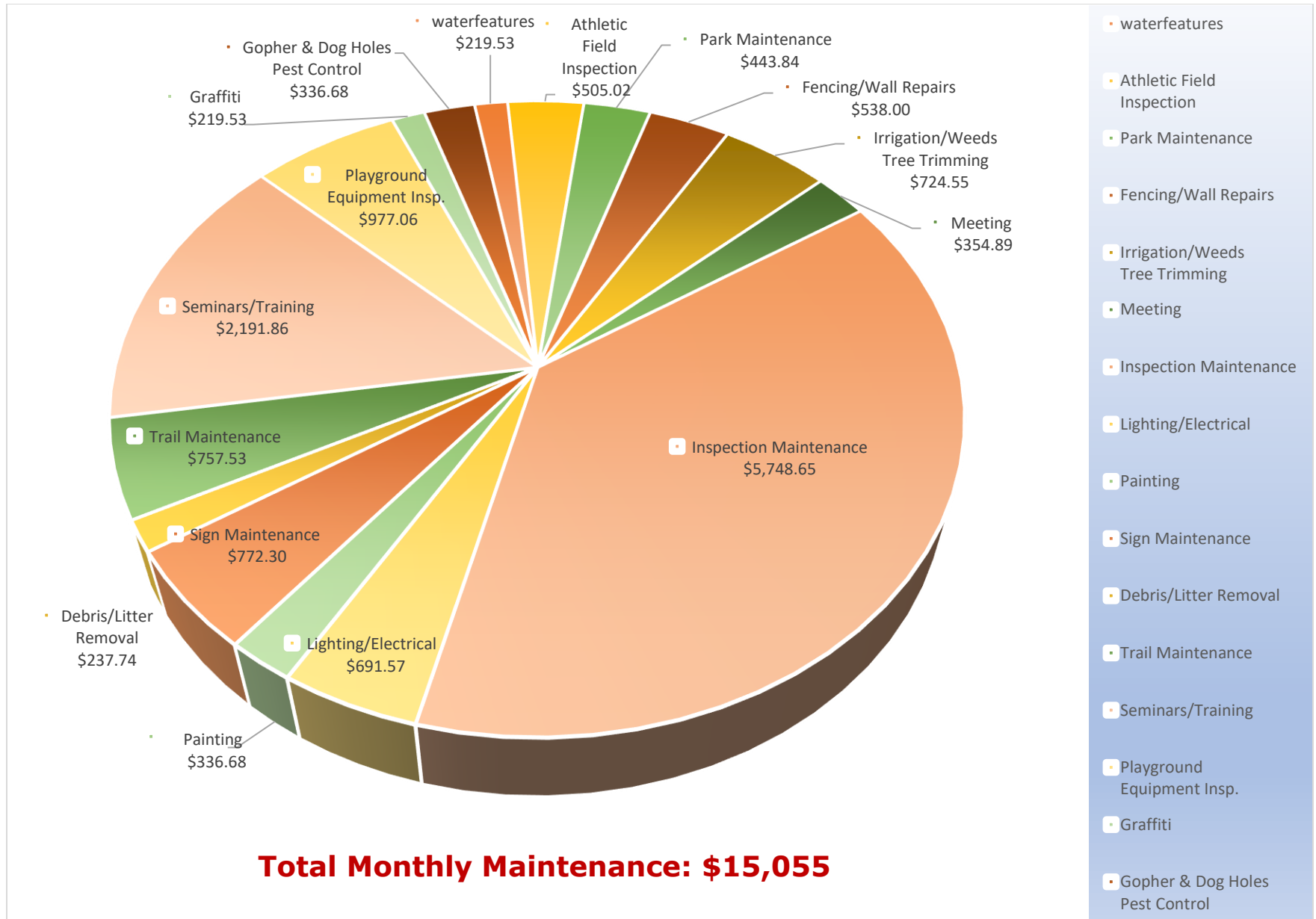
# Public Works Monthly Expenditures by Task for October 2018



[Click here to return to Agenda](#)



# Parks Monthly Expenditures by Task for October 2018



**ATTACHMENT 2**

[Click here to return to Agenda](#)



BEFORE



AFTER



BEFORE



AFTER


## La Quinta Park Fitness Court

[Click here to return to Agenda](#)

# GRAFFITI REMOVAL AT LA QUINTA PARK



**Before**



**After**

[Click here to return to Agenda](#)

# PARK BENCH REFURBISH AT LA QUINTA PARK



**Before**



**After**

[Click here to return to Agenda](#)



# CONDENSE AND UPDATE PARK SIGNS AT CIVIC CENTER CAMPUS



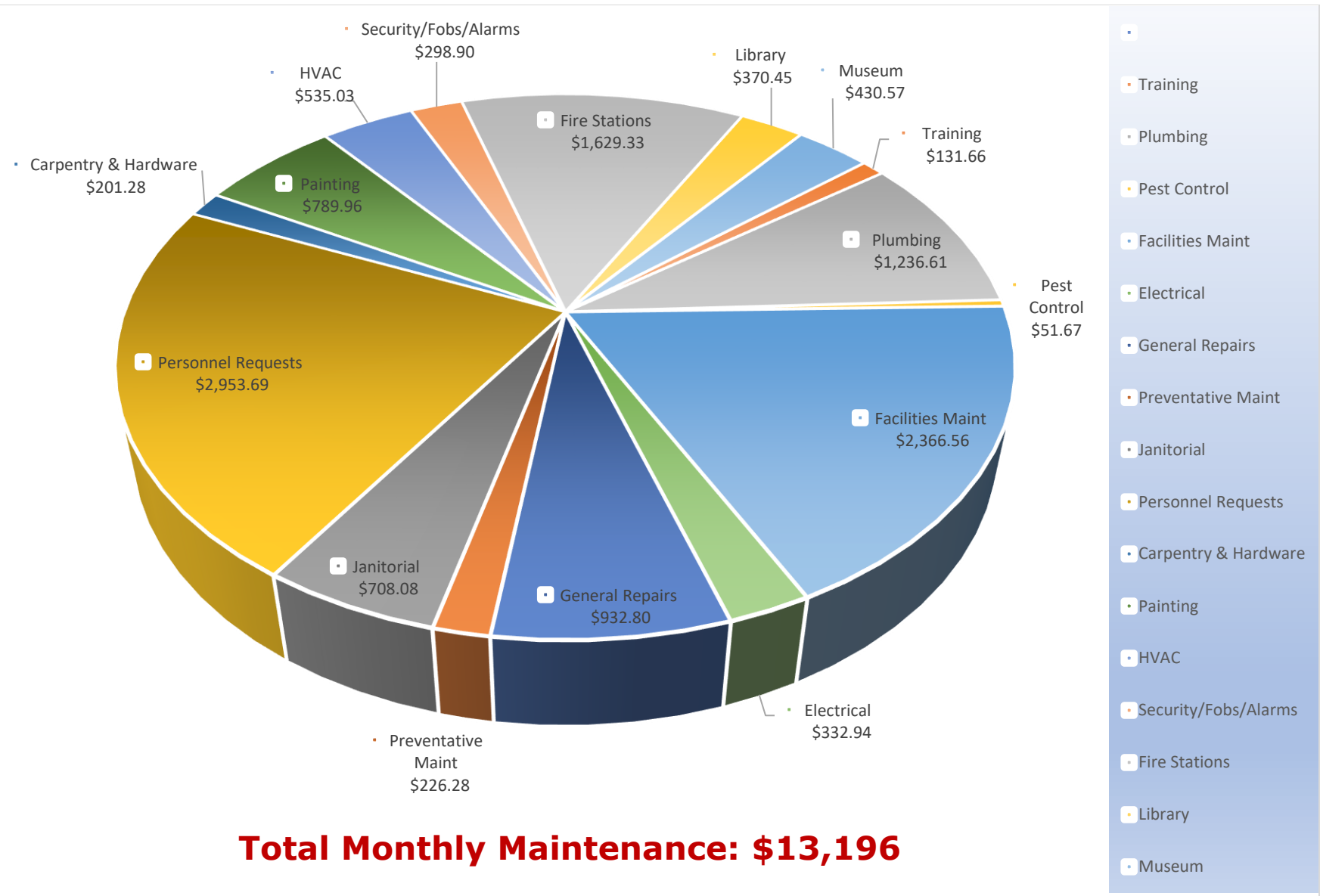
**Before**



**After**

[Click here to return to Agenda](#)

# Buildings Monthly Maintenance Expenditure by Task for October 2018



[Click here to return to Agenda](#)

## CITY HALL EXTERIOR SIGNAGE



[Click here to return to Agenda](#)

## CITY HALL SHADES COVERS



[Click here to return to Agenda](#)



**Customer Satisfaction Survey Details  
10/21/2018 to 10/27/2018**

Request: 32125	Survey Entered: 10-23-2018 Request Entered: 02/16/2018 Closed: 10/16/2018 Days Open: 241 Topic: Park Maintenance
Employee: Robert Ambriz Jr.	Customer: t v
Description:	the NO SMOKING in parks law went into effect a/b 2 yrs ago, but there isn't any signage at this park at any on the walkway entrances..especially at the west walkway entrance, adjacent to the parking lot, near the benches and trellis where "transients" often congregate at the benches and smoke..i see many signs here a/b dogs/leashes{good} and bike/skateboards, but NOT A SINGLE sign re" NO SMOKING....how come??
Reason Closed:	Done. NO SMOKING signs were installed at the northeast corner of the Campus park (facing north City Hall parking lot) and the west side of the Campus (between the Wellness Center and the Library).
How pleased were you with the helpfulness of the city employee who initially took your service request?:	Good
Rate our knowledge and ability to process your request timely:	Average
Were we courteous and professional?:	Good
In general, how pleased are you with the city services you received during the past year?:	Met
Request: 33206	Survey Entered: 10-25-2018 Request Entered: 05/02/2018 Closed: 10/18/2018 Days Open: 169 Topic: Parks/Sign Maintenance
Employee: Robert Ambriz Jr.	Customer: t v
Description:	per code : 6.18.060 Posting of signs. A. Smoking or No Smoking signs, whichever are appropriate, with letters of not less than one inch in height or the international No Smoking symbol (consisting of a pictorial representation of a burning cigarette enclosed in a red circle with a red bar across it) shall be clearly, sufficiently and conspicuously posted in every building or other place where smoking is regulated by this chapter, by the owner, operator, manager or other person having control of such building or other place no such signage is located here at Adams Park plz respond, have been unable to get ahold of code compliance via phone for a long time
Reason Closed:	Done. Installed two NO SMOKING signs.
How pleased were you with the helpfulness of the city employee who initially took your service request?:	Good
Rate our knowledge and ability to process your request timely:	Average
Were we courteous and professional?:	Good
In general, how pleased are you with the city services you received during the past year?:	Met

Request: 33207	Survey Entered: 10-24-2018 Request Entered: 05/02/2018 Closed: 10/17/2018 Days Open: 168 Topic: Parks/Sign Maintenance
Employee: Robert Ambriz Jr.	Customer: t v
Description:	per code : 6.18.060 Posting of signs. A. Smoking or No Smoking signs, whichever are appropriate, with letters of not less than one inch in height or the international No Smoking symbol (consisting of a pictorial representation of a burning cigarette enclosed in a red circle with a red bar across it) shall be clearly, sufficiently and conspicuously posted in every building or other place where smoking is regulated by this chapter, by the owner, operator, manager or other person having control of such building or other place also. no signage at this location..this law has been on the books for years,.
Reason Closed:	Done. Installed signs in the following locations: by the entrance close to the playground equipment, on the park building by the men's restroom, and by the baseball fields.
How pleased were you with the helpfulness of the city employee who initially took your service request?:	Good
Rate our knowledge and ability to process your request timely:	Average
Were we courteous and professional?:	Good
In general, how pleased are you with the city services you received during the past year?:	Met

Request: 34996	Survey Entered: 10-24-2018 Request Entered: 09/13/2018 Closed: 10/17/2018 Days Open: 34 Topic: Parks/Sign Maintenance
Employee: Robert Ambriz Jr.	Customer: TOM BOLTI
Description:	Description: per code : 6.18.060 Posting of signs. A. Smoking or No Smoking signs, whichever are appropriate, with letters of not less than one inch in height or the international No Smoking symbol (consisting of a pictorial representation of a burning cigarette enclosed in a red circle with a red bar across it) shall be clearly, sufficiently and conspicuously posted in every building or other place where smoking is regulated by this chapter, by the owner, operator, manager or other person having control of such building or other place no signage at this location..this law has been on the books for years,.
Reason Closed:	Done. Installed signs in the following locations: by the entrance close to the playground equipment, on the park building by the men's restroom, and by the baseball fields.
How pleased were you with the helpfulness of the city employee who initially took your service request?:	Good
Rate our knowledge and ability to process your request timely:	Average
Were we courteous and professional?:	Good
In general, how pleased are you with the city services you received during the past year?:	Met

Request: 35263	Survey Entered: 10-25-2018 Request Entered: 10/03/2018 Closed: 10/18/2018 Days Open: 15 Topic: Parks/Trail Maintenance
Employee: Robert Ambriz Jr.	Customer: Lesliedaniel1@hotmail.com
Description:	Dead!!
Reason Closed:	Done. Contractor removed dead tree.
How pleased were you with the helpfulness of the city employee who initially took your service request?:	Superior
Rate our knowledge and ability to process your request timely:	Superior
Were we courteous and professional?:	Superior
In general, how pleased are you with the city services you received during the past year?:	Met

Request: 35264	Survey Entered: 10-25-2018 Request Entered: 10/03/2018 Closed: 10/18/2018 Days Open: 15 Topic: Parks/Trail Maintenance
Employee: Robert Ambriz Jr.	Customer: Lesliedaniel1@hotmail.com
Description:	Another dead one - three in this area
Reason Closed:	Done. Contractor removed dead tree.
How pleased were you with the helpfulness of the city employee who initially took your service request?:	Superior
Rate our knowledge and ability to process your request timely:	Superior
Were we courteous and professional?:	Superior
In general, how pleased are you with the city services you received during the past year?:	Met

Request: 35371	Survey Entered: 10-24-2018 Request Entered: 10/12/2018 Closed: 10/17/2018 Days Open: 5 Topic: Sidewalk Repair/Concrete C&G- 1007
Employee: James Lindsey	Customer: Jovie Schragger
Description:	There is a patch of concrete on the sidewalk that is raised and I have tripped over multiple times. Please fix it.
Reason Closed:	Grind down lifted concrete area and patched with concrete filler.
How pleased were you with the helpfulness of the city employee who initially took your service request?:	Good
Rate our knowledge and ability to process your request timely:	Superior
Were we courteous and professional?:	Good
In general, how pleased are you with the city services you received during the past year?:	Below
How can the City improve?:	The attempt to get the problem fix was good but unfortunately I don't think the solution fixed the problem. The uneven sidewalk still exists therefore the possibility of someone getting hurt still exists.

Request: 35427	Survey Entered: 10-25-2018 Request Entered: 10/17/2018 Closed: 10/18/2018 Days Open: 1 Topic: Tree Issues
----------------	--

Employee: James Lindsey	Customer: Vanessa
Description:	I see homeless people camping out behind this tree Bush here at night. And in the morning when I take my morning walk I see trash left behind. Thinking maybe you should cut it!!
Reason Closed:	Finished, completed, cut tree
How pleased were you with the helpfulness of the city employee who initially took your service request?:	Superior
Rate our knowledge and ability to process your request timely:	Superior
Were we courteous and professional?:	Superior
In general, how pleased are you with the city services you received during the past year?:	Met
How can the City improve?:	I like the fact that I can find something and report it and the city is pretty good about it. Just like this issue.

Request: 35447	Survey Entered: 10-26-2018 Request Entered: 10/18/2018 Closed: 10/19/2018 Days Open: 1 Topic: FM/Plumbing
Employee: Alfred Berumen	Customer: C Barron
Description:	Just a thank you for responding to the water emergency on Saturday at the fields. Employee showed up, shut off the water and told me about someone coming on Monday to do clean up in both restrooms. Mop the floors and wipe down the baseboards. Walked in on Wednesday and looked and smelled nice and clean. So thank you very much.
Reason Closed:	Work is done.
How pleased were you with the helpfulness of the city employee who initially took your service request?:	Superior
Rate our knowledge and ability to process your request timely:	Superior
Were we courteous and professional?:	Superior
In general, how pleased are you with the city services you received during the past year?:	Exceeded

Request: 35459	Survey Entered: 10-25-2018 Request Entered: 10/20/2018 Closed: 10/25/2018 Days Open: 5 Topic: FM/Janitorial
Employee: Alfred Berumen	Customer: C Barron
Description:	Soap dispenser is missing.
Reason Closed:	Work is done.
How pleased were you with the helpfulness of the city employee who initially took your service request?:	Superior
Rate our knowledge and ability to process your request timely:	Superior
Were we courteous and professional?:	No answer
In general, how pleased are you with the city services you received during the past year?:	Exceeded