



City Council agendas and staff reports  
are available on the City's  
web page: [www.LaQuintaCA.gov](http://www.LaQuintaCA.gov)

## **CITY COUNCIL AGENDA**

CITY HALL COUNCIL CHAMBER  
78495 Calle Tampico, La Quinta

**REGULAR MEETING ON TUESDAY, DECEMBER 20, 2022**  
**3:30 P.M. CLOSED SESSION | 4:00 P.M. OPEN SESSION**

Members of the public **may listen to this meeting by tuning-in live via**  
<http://laquinta.12milesout.com/video/live>.

### **CALL TO ORDER**

ROLL CALL: Councilmembers: Fitzpatrick, McGarrey, Peña, Sanchez, Mayor Evans

### **PUBLIC COMMENTS - INSTRUCTIONS**

Members of the public may address the City Council on any matter listed or not listed on the agenda as follows:

WRITTEN PUBLIC COMMENTS can be provided either in-person during the meeting by submitting 15 copies to the City Clerk, it is requested that this takes place prior to the beginning of the meeting; or can be emailed in advance to [CityClerkMail@LaQuintaCA.gov](mailto:CityClerkMail@LaQuintaCA.gov), no later than 12:00 p.m., on the day of the meeting. Written public comments will be distributed to Council, made public, and will be incorporated into the public record of the meeting, but will not be read during the meeting unless, upon the request of the Mayor, a brief summary of public comments is asked to be reported.

If written public comments are emailed, the email subject line must clearly state **"Written Comments"** and should include: **1) full name, 2) city of residence, and 3) subject matter.**

VERBAL PUBLIC COMMENTS can be provided in-person during the meeting by completing a "Request to Speak" form and submitting it to the City Clerk; it is requested that this takes place prior to the beginning of the meeting. Please limit your comments to three (3) minutes (or approximately 350 words). Members of the public shall be called upon to speak by the Mayor.

In accordance with City Council Resolution No. 2022-027, a one-time additional speaker time donation of three (3) minutes per individual is permitted; please note that the member of the public donating time must: 1) submit this in writing to the City Clerk by completing a "Request to Speak" form noting the name of the person to whom time is being donated to, and 2) be present at the time the speaker provides verbal comments.

Verbal public comments are defined as comments provided in the speakers' own voice and may not include video or sound recordings of the speaker or of other individuals or entities, unless permitted by the Mayor.

Public speakers may elect to use printed presentation materials to aid their comments; 15 copies of such printed materials shall be provided to the City Clerk to be disseminated to the City Council, made public, and incorporated into the public record of the meeting; it is requested that the printed materials are provided prior to the beginning of the meeting. There shall be no use of Chamber resources and technology to display visual or audible presentations during public comments, unless permitted by the Mayor.

All writings or documents, including but not limited to emails and attachments to emails, submitted to the City regarding any item(s) listed or not listed on this agenda are public records. All information in such writings and documents is subject to disclosure as being in the public domain and subject to search and review by electronic means, including but not limited to the City's Internet Web site and any other Internet Web-based platform or other Web-based form of communication. All information in such writings and documents similarly is subject to disclosure pursuant to the California Public Records Act [Government Code § 6250 et seq.].

### **PUBLIC COMMENT ON MATTERS NOT ON THE AGENDA**

At this time, members of the public may address the City Council on any matter not listed on the agenda pursuant to the "Public Comments – Instructions" listed above. The City Council values your comments; however, in accordance with State law, no action shall be taken on any item not appearing on the agenda unless it is an emergency item authorized by the Brown Act [Government Code § 54954.2(b)].

### **CONFIRMATION OF AGENDA**

**CLOSED SESSION**

1. CONFERENCE WITH LEGAL COUNSEL – ANTICIPATED LITIGATION; SIGNIFICANT EXPOSURE TO LITIGATION PURSUANT TO PARAGRAPH (2) OR (3) OF SUBDIVISION (d) OF GOVERNMENT CODE SECTION 54956.9 (NUMBER OF POTENTIAL CASES: 1)

*RECESS TO CLOSED SESSION*

RECONVENE AT 4:00 P.M.

**REPORT ON ACTION(S) TAKEN IN CLOSED SESSION**

**PLEDGE OF ALLEGIANCE**

**PUBLIC COMMENT ON MATTERS NOT ON THE AGENDA**

At this time, members of the public may address the City Council on any matter not listed on the agenda pursuant to the “Public Comments – Instructions” listed above. The City Council values your comments; however, in accordance with State law, no action shall be taken on any item not appearing on the agenda unless it is an emergency item authorized by the Brown Act [Government Code § 54954.2(b)].

**ANNOUNCEMENTS, PRESENTATIONS, AND WRITTEN COMMUNICATIONS**

1. PRESENTATION BY THE LIVING DESERT ON “PRIDE OF THE DESERT” CAMPAIGN BY PRESIDENT/CEO ALLEN MONROE

**CONSENT CALENDAR**

NOTE: Consent Calendar items are routine in nature and can be approved by one motion.

	<b><u>PAGE</u></b>
1. APPROVE COUNCIL MEETING MINUTES OF DECEMBER 6, 2022	7
2. AFFIRM RESOLUTION NO. 2021-035 FINDINGS RELATED TO THE STATE OF EMERGENCY DUE TO COVID-19 AUTHORIZING THE CITY MANAGER TO IMPLEMENT TELECONFERENCE ACCESSIBILITY ONLY WHEN A PUBLIC MEETING OF THE LEGISLATIVE BODY IS HELD VIRTUALLY PURSUANT TO ASSEMBLY BILL 361 (STATS. 2021, CH. 165)	19
3. APPROVE RECIPIENT FOR THE 2023 LA QUINTA SENIOR INSPIRATION AWARD	25
4. RECEIVE AND FILE FISCAL YEAR 2021/22 DEVELOPMENT PROJECT FEE REPORT	39

5. RECEIVE AND FILE FISCAL YEAR 2021/22 ART IN PUBLIC PLACES ANNUAL REPORT 57
6. RECEIVE AND FILE REVENUE AND EXPENDITURE REPORT DATED JUNE 30, 2022 63
7. RECEIVE AND FILE REVENUE AND EXPENDITURE REPORT DATED SEPTEMBER 30, 2022 69
8. RECEIVE AND FILE FIRST QUARTER FISCAL YEAR 2022/23 TREASURY REPORTS FOR JULY, AUGUST, SEPTEMBER 2022 75
9. RECEIVE AND FILE FISCAL YEAR 2021/22 MEASURE G SALES TAX COMPLIANCE REPORT 135
10. APPROVE DEMAND REGISTERS DATED DECEMBER 2 AND DECEMBER 9, 2022 145

**BUSINESS SESSION**

- |   | <b><u>PAGE</u></b> |
|---|--------------------|
| 1. RECEIVE AND FILE FISCAL YEAR 2021/22 GENERAL FUND YEAR-END BUDGET REPORT AND APPROVE THE AMENDED BUDGET CARRYOVERS   | 163                |
| 2. APPROPRIATE FUNDING FROM UNASSIGNED RESERVES AND APPROVE AGREEMENT FOR CONTRACT SERVICES WITH NV5, INC., TO PREPARE THE VILLAGE UNDERGROUNDING FEASIBILITY STUDY PROJECT NO. 2022-06 | 183                |

**STUDY SESSION** – None

**PUBLIC HEARINGS** – None

**DEPARTMENTAL REPORTS**

1. CITY MANAGER
2. CITY ATTORNEY
3. CITY CLERK
4. COMMUNITY RESOURCES
5. DESIGN AND DEVELOPMENT
6. FINANCE
7. PUBLIC WORKS



**MAYOR’S AND COUNCIL MEMBERS’ ITEMS**

- 1. CVAG CONSERVATION COMMISSION (Evans)
- 2. CVAG ENERGY AND ENVIRONMENTAL RESOURCES COMMITTEE (Evans)
- 3. CVAG EXECUTIVE COMMITTEE (Evans)
- 4. GREATER PALM SPRINGS CONVENTION AND VISITORS BUREAU (Evans)
- 5. IMPERIAL IRRIGATION DISTRICT – COACHELLA VALLEY ENERGY COMMISSION (Evans)
- 6. LEAGUE OF CALIFORNIA CITIES DELEGATE (Evans)
- 7. COACHELLA VALLEY WATER DISTRICT JOINT POLICY COMMITTEE (Evans)
- 8. SOUTHERN CALIFORNIA ASSOCIATION OF GOVERNMENTS (Evans)
- 9. ECONOMIC DEVELOPMENT SUBCOMMITTEE (Evans & Fitzpatrick)
- 10. COACHELLA VALLEY MOUNTAINS CONSERVANCY (McGarrey)
- 11. DESERT RECREATION DISTRICT COMMITTEE (Fitzpatrick & McGarrey)
- 12. COACHELLA VALLEY UNIFIED SCHOOL DISTRICT COMMITTEE (Fitzpatrick & Peña)
- 13. GREATER CV CHAMBER OF COMMERCE INFORMATION EXCHANGE COMMITTEE (Fitzpatrick)
- 14. RIVERSIDE COUNTY TRANSPORTATION COMMISSION (Fitzpatrick)
- 15. CANNABIS AD HOC COMMITTEE (Peña and Sanchez)
- 16. CVAG PUBLIC SAFETY COMMITTEE (Peña)
- 17. CVAG VALLEY-WIDE HOMELESSNESS COMMITTEE (Peña)
- 18. LEAGUE OF CALIFORNIA CITIES – PUBLIC SAFETY POLICY COMMITTEE (Peña)
- 19. IMPERIAL IRRIGATION DISTRICT – ENERGY CONSUMERS ADVISORY COMMITTEE (McGarrey)
- 20. COACHELLA VALLEY MOSQUITO AND VECTOR CONTROL DISTRICT (Peña)
- 21. CVAG TRANSPORTATION COMMITTEE (Fitzpatrick)
- 22. SUNLINE TRANSIT AGENCY (Peña)
- 23. DESERT SANDS UNIFIED SCHOOL DISTRICT COMMITTEE (Evans & Sanchez)
- 24. ANIMAL CAMPUS COMMISSION (Sanchez)
- 25. LEAGUE OF CALIFORNIA CITIES – TRANSPORTATION, COMMUNICATION AND PUBLIC WORKS POLICY COMMITTEE (Sanchez)
- 26. RIVERSIDE LOCAL AGENCY FORMATION COMMISSION (Sanchez)
- 27. PLANNING COMMISSION MEETING MINUTES OF NOVEMBER 8, 2022 313
- 28. FINANCIAL ADVISORY COMMISSION MEETING MINUTES OF NOVEMBER 9, 2022 321
- 29. HOUSING COMMISSION SPECIAL MEETING MINUTES OF NOVEMBER 9, 2022 325

**REPORTS AND INFORMATIONAL ITEMS**

**ADJOURNMENT**

\*\*\*\*\*

**The regular City Council meeting of January 3, 2023, has been cancelled.**

The next regular meeting of the City Council will be held on January 17, 2023, at 4:00 p.m. at the City Hall Council Chamber, 78495 Calle Tampico, La Quinta, CA 92253.

**DECLARATION OF POSTING**

I, Monika Radeva, City Clerk of the City of La Quinta, do hereby declare that the foregoing Agenda for the La Quinta City Council meeting was posted on the City's website, near the entrance to the Council Chamber at 78495 Calle Tampico, and the bulletin boards at the Stater Brothers Supermarket at 78630 Highway 111, and the La Quinta Cove Post Office at 51321 Avenida Bermudas, on December 16, 2022.

DATED: December 16, 2022



MONIKA RADEVA, City Clerk  
City of La Quinta, California

**Public Notices**

- The La Quinta City Council Chamber is handicapped accessible. If special equipment is needed for the hearing impaired, please call the City Clerk's office at (760) 777-7123, 24-hours in advance of the meeting and accommodations will be made.
- If background material is to be presented to the City Council during a City Council meeting, please be advised that 15 copies of all documents, exhibits, etc., must be supplied to the City Clerk for distribution. It is requested that this takes place prior to the beginning of the meeting.



**CITY COUNCIL  
MINUTES  
TUESDAY, DECEMBER 6, 2022**

**CALL TO ORDER**

A regular meeting of the La Quinta City Council was called to order at 3:00 p.m. by Mayor Evans.

PRESENT: Councilmembers Fitzpatrick, Peña, Radi, Sanchez, Mayor Evans  
ABSENT: None

**PUBLIC COMMENT ON MATTERS NOT ON THE AGENDA** – None

**CONFIRMATION OF AGENDA** – Confirmed

**CLOSED SESSION**

1. **CONFERENCE WITH REAL PROPERTY NEGOTIATORS PURSUANT TO GOVERNMENT CODE SECTION 54956.8 FOR PROPERTY LOCATED AT 51001 EISENHOWER DR (APN: 773-065-012)  
CITY NEGOTIATOR: JON MCMILLEN, CITY MANAGER  
NEGOTIATING PARTY: BRUCE AND JIM CATHCART  
UNDER NEGOTIATION: PRICE AND TERMS OF PAYMENT**
  
2. **CONFERENCE WITH LEGAL COUNSEL - ANTICIPATED LITIGATION. SIGNIFICANT EXPOSURE TO LITIGATION PURSUANT TO PARAGRAPH (2) OR (3) OF SUBDIVISION (d) OF GOVERNMENT CODE SECTION 54956.9 (NUMBER OF POTENTIAL CASES: 1)**

*COUNCIL RECESSED THE OPEN SESSION PORTION OF THE MEETING AND MOVED INTO CLOSED SESSION AT 3:03 P.M.*

*MAYOR EVANS RECONVENED THE OPEN SESSION PORTION OF THE CITY COUNCIL MEETING AT 4:00 P.M. WITH ALL MEMBERS PRESENT*

**REPORT ON ACTION(S) TAKEN IN CLOSED SESSION:**

City Attorney Ihrke reported no actions were taken in Closed Session that require reporting pursuant to Government Code section 54957.1 (Brown Act).

**PLEDGE OF ALLEGIANCE**

Councilmember Peña led the audience in the Pledge of Allegiance.

## **PUBLIC COMMENT ON MATTERS NOT ON THE AGENDA**

PUBLIC SPEAKER: Philip Bettencourt, La Quinta – expressed his gratitude and presented service medallions to Councilmembers Peña, Fitzpatrick, and Sanchez who represented the City at the Thanksgiving Day Ceremony hosted by Rancho La Quinta residents for the US Marine Corp from the Air Ground Combat Center in 29 Palms.

PUBLIC SPEAKER: Matthew Snyder, La Quinta – spoke of the City’s negligence in issuing Special Events Permits to the DuPont Estate (46485 Cameo Palms Dr) due to the Estate’s violation of the Municipal Code requirement to issue notices to neighbors prior to holding an event.

PUBLIC SPEAKER: Claudia Snyder, La Quinta – read letter to the California Department of Real Estate from her and her husband complaining about non-disclosure by their real estate agent that the property they purchased was located across the street from a property operating as a short-term vacation rental (STVR) and it is a well-known nuisance.

PUBLIC SPEAKER: Dale Tyerman, La Quinta – thanked Councilmember Radi for his service, dedication, and leadership to the community; his meaningful mentoring and encouragement; expressed gratitude to Councilmember Radi on behalf of the Trilogy community and thousands of residents for always listening; and welcomed Councilmember-elect McGarrey, who he expects will do an outstanding job serving the City.

PUBLIC SPEAKER: Jeff Fishbein, La Quinta Chamber Board Chair, representing the Greater Coachella Valley Chamber of Commerce (Chamber) – on behalf of the Chamber and the Fishbein family, thanked Councilmember Radi for his service; congratulated Mayor Evans and Councilmember Peña on being re-elected and Councilmember-elect McGarrey; noted upcoming Chamber events include the Car Show in February, and tonight’s mixer at the Old Town Artisan Studio.

PUBLIC SPEAKER: Rob McFarlane, La Quinta – introduced himself and said he and his wife are excited to bring a *Crumb! Cookies* store to La Quinta; and anticipated opening on December 16, 2022.

PUBLIC SPEAKER: Richard (Dick) Mills, La Quinta – thanked Councilmember Radi for his years of service and dedication and will miss his leadership; congratulated re-elected Mayor Evans and Councilmember Peña, and welcomed Councilmember-elect McGarrey; and requested an update on the Talus project.

PUBLIC SPEAKER: Alena Callimanis, La Quinta – thanked Councilmember Radi, congratulated Mayor Evans, Councilmember Peña, and Councilmember-elect McGarrey; stated Council made the right decision in declining approval of the wave park, as recent reports and articles support; noted her concern that CVWD plans to stop replenishing the Thomas E. Levy facility; reported that the State water project is only giving the Coachella Valley 5% of its allocation for 2023; requested that the City carefully consider water consumption when reviewing new developments; and wished all happy holidays.

## **BUSINESS SESSION**

### **1. ADOPT RESOLUTION TO CERTIFY THE OFFICIAL CANVASS OF ELECTION RESULTS FOR THE GENERAL MUNICIPAL ELECTION HELD NOVEMBER 8, 2022 [RESOLUTION NO. 2022-041]**

City Clerk Radeva presented the staff report, which is on file in the Clerk's Office.

PUBLIC SPEAKER: Kay Wolff, La Quinta – thanked Councilmember Radi personally, and on behalf of the community for his hard work, his service, and contributions; stated that with the failure of Measure A, Council needs to: fully enforce its Municipal Code to support and protect residents; improve the 24/7-hotline response; provide code enforcement response to all complaints, not just noise; clarify who residents should call when threatened, i.e., police or code enforcement; provide progress reports to complainants; offer incentives to STVR owners to relocate to Tourist Commercial zones; allow offended neighbors to submit photos/videos and other evidence of infractions, rather than requiring violations to be witnessed by code officers in order for citations to be issued; publish the appeals procedure so residents know they can appeal the City Manager's decisions; establish an appeals board for STVRs; rid neighborhoods of known "bad apples"; require noise monitors at STVRs; add more patrols; find and remove all unpermitted operators; address density of STVR per block; publicize widely that no new permits will be issued, even after the failure of Measure A; and fully define the phrase "detrimental to the public interest" in the Code.

PUBLIC SPEAKER: Melissa Labayog, La Quinta – concerned about the impact of STVRs on the quality of local schools; stated that it is incumbent on elected officials to provide enforcement of STVRs; looking for a peaceful life which will not be possible as long as the DuPont Estate operates as an event center; requested that the City allow properties such as hers, located by a permitted STVR/event venue, be allowed to get a STVR permit in order to sell the property, because no family would buy it, or change her neighborhood, Highland Palms, to a Tourist Commercial zone; and thanked Councilmember Radi for always listening, being fair, and for his service.

PUBLIC SPEAKER: David Dinnel, La Quinta – owns a STVR; frustrated that he was unable to vote in La Quinta because his primary residence is in Los Angeles; recommended allowing owners of STVRs to call code enforcement when they catch their renters violating regulations, and for code enforcement to issue citations on those renters without it being a strike against the reporting owner; appreciates the hard work by the City; and wished to be a good neighbor.

MOTION – A motion was made and seconded by Councilmembers Radi/Fitzpatrick to adopt Resolution No. 2022-041 as recommended:

A RESOLUTION OF THE CITY COUNCIL OF THE CITY OF LA QUINTA, CALIFORNIA, RECITING THE FACT OF THE GENERAL MUNICIPAL ELECTION HELD ON THE EIGHTH (8<sup>TH</sup>) DAY OF NOVEMBER 2022, DECLARING THE RESULTS AND SUCH OTHER MATTERS AS PROVIDED BY LAW

Motion passed unanimously.

## **ANNOUNCEMENTS, PRESENTATIONS AND WRITTEN COMMUNICATIONS**

### ***ANNOUNCEMENT ADDED: IRONMAN TRIATHLON***

Council congratulated City employee Ubaldo Ayon, Assistant Construction Manager at the Public Works Department, for completing the triathlon.

### ***ANNOUNCEMENT ADDED: AMERICAN FLAG DISPOSAL BOX AT CITY HALL***

Mayor Evans provided information on the new box installed on Veterans' Day for proper disposal of worn American flags, in coordination with the American Legion. She reported that 30 flags were dropped off in the last two weeks.

### **1. ADMINISTER OATHS OF OFFICE TO RE-ELECTED MAYOR EVANS AND COUNCILMEMBER PEÑA, AND NEWLY ELECTED COUNCILMEMBER MCGARREY**

City Clerk Radeva administered the Oath of Office to Mayor Evans and Councilmembers Peña and McGarrey.

### **2. PRESENTATION OF CERTIFICATES OF ELECTION TO RE-ELECTED MAYOR EVANS AND COUNCILMEMBER PEÑA, AND NEWLY-ELECTED COUNCILMEMBER MCGARREY**

City Clerk Radeva presented Certificates of Election to Mayor Evans and Councilmembers Peña and McGarrey.

Newly-elected Councilmember McGarry thanked her husband, parents, friends, Councilmember Radi, and Councilmembers throughout the Coachella

Valley for their support and guidance during the campaign; and promised to listen to and work for the La Quinta residents.

Councilmember Peña thanked his wife and the community and said Council will carry out its duties with honor and dignity; looks forward to finishing some of the hard work Council has started; appreciates Councilmember Radi's eight years of dedicated service to the City; and noted that it's a pleasure to work with this Council who always has the best interests of the La Quinta community at heart.

Mayor Evans thanked the residents of La Quinta for trusting this Council; thanked City staff; hoped that the two sides of the Measure A issue will remain friends, as happened years ago with Measure G; stated that Council will continue STVR enforcement and improvements; and Council will continue to work civilly and well together.

### **ROLL CALL OF NEWLY SEATED COUNCIL**

PRESENT: Councilmembers Fitzpatrick, McGarrey, Peña, Sanchez, and Mayor Evans

ABSENT: None

### **CONSENT CALENDAR**

- 1. APPROVE MINUTES DATED NOVEMBER 1, 2022**
- 2. APPROVE MINUTES DATED NOVEMBER 15, 2022**
- 3. AFFIRM RESOLUTION NO. 2021-035 FINDINGS RELATED TO THE STATE OF EMERGENCY DUE TO COVID-19 AUTHORIZING THE CITY MANAGER TO IMPLEMENT TELECONFERENCE ACCESSIBILITY ONLY WHEN A PUBLIC MEETING OF THE LEGISLATIVE BODY IS HELD VIRTUALLY PURSUANT TO ASSEMBLY BILL 361 (STATS. 2021, CH. 165)**
- 4. EXCUSE ABSENCE OF COMMISSIONER LUETTJOHANN FROM THE NOVEMBER 9, 2022, FINANCIAL ADVISORY COMMISSION MEETING**
- 5. APPROVE CONTRACT SERVICE AGREEMENT TO EXTEND PROPERTY TAX CONSULTING AND AUDIT SERVICES WITH HDL COREN & CONE**
- 6. APPROVE DEMAND REGISTERS DATED NOVEMBER 11 AND NOVEMBER 18, 2022**

MOTION – A motion was made and seconded by Councilmembers Peña/Fitzpatrick to approve Consent Calendar Item Nos. 3 – 5 as recommended, with Item No. 3 reaffirming Resolution No. 2021-035. Motion passed unanimously.

MOTION – A motion was made and seconded by Councilmembers Peña/Fitzpatrick to approve Consent Calendar Item Nos. 1 and 2 as recommended. Motion passed: ayes – 4, noes – 0, abstain – 1 (McGarrey), absent - 0.

## **STUDY SESSION**

### **1. RECEIVE AND FILE ANNUAL REPORT OF PUBLIC SAFETY CAMERA SYSTEM (PSCS)**

Public Safety Manager Mendez, Traffic Management Analyst Gunterson, and Riverside County Sheriff’s Department Lieutenant Martinez presented the staff report, which is on file in the Clerk’s Office. Riverside County Sheriff Deputy Wiggs provided additional information.

Council discussed the recent approval of Coachella Valley-wide synchronization of traffic equipment; collaboration with businesses for law enforcement to examine their camera footage in addition to intersection cameras to solve crimes; the importance of good policy in operating public cameras; currently, no other city has camera coverage and operation like La Quinta; the Sheriff Department’s centralized management of license plate reader (LPRs) cameras; CVAG project purpose is to analyze traffic patterns; the positive results of cameras apparent in crime stats provided in the report; cameras being a deterrent to crime; getting word out to criminals that La Quinta has cameras; internally tracking park vandalism; cameras usefulness in traffic investigations; training for Community Service Officers; increasing retention of high resolution video; improving lighting for LPRs along Highway 111; lack of complaints from residents; no privacy violations reported; and Phase 2 budget and complications.

PUBLIC SPEAKER: Kay Wolff, La Quinta – congratulated new Councilmember McGarrey; conveyed questions in an email authored by resident Mario Sewell regarding recipients of exported traffic camera videos and public oversight; maps of camera locations; project budget; procedure for public requests to view videos; use of facial recognition; rolling data retention; and inclusion of citizen representatives on video review committee.



WRITTEN PUBLIC COMMENTS were received, distributed to Council, made public on the City's website, and included in the public record of this meeting as follows:

- Mario Sewell, La Quinta, submitted by Kay Wolff who read them into the record as noted above, regarding the use and recordings of the PSCS.

### **RECOGNITION OF FORMER COUNCILMEMBER ROBERT RADI**

City Manager McMillen introduced City staff's video in celebration and appreciation of retiring Councilmember Robert Radi.

*MAYOR EVANS RECESSED THE MEETING TO CITY HALL'S ANNUAL OPEN HOUSE MEET AND GREET AT 5:55 P.M.*

*MAYOR EVANS RECONVENED THE CITY COUNCIL MEETING AT 6:57 P.M. WITH ALL MEMBERS PRESENT*

### **PUBLIC HEARINGS**

- 1. ADOPT RESOLUTION TO VACATE A 691-SQUARE-FOOT PORTION OF AVENIDA BERMUDAS AND AVENIDA LA FONDA PUBLIC RIGHT-OF-WAY ADJACENT TO 78015 MAIN STREET SUITE 100**  
[RESOLUTION NO. 2022-042]

Associate Engineer Yu and Public Works Director McKinney presented the staff report, which is on file in the Clerk's Office.

MAYOR EVANS DECLARED THE PUBLIC HEARING OPEN AT 7:01 P.M.

Council discussed CVWD's easement on the property.

PUBLIC SPEAKER: Michael McKaliff, President of McKaliff and Company Architects – described the remodeling plans, and the need to remedy the property line.

MAYOR EVANS DECLARED THE PUBLIC HEARING CLOSED AT 7:03 P.M.

MOTION – A motion was made and seconded by Councilmembers Peña/ Sanchez to adopt Resolution No. 2022-042 as recommended:

A RESOLUTION OF THE CITY COUNCIL OF THE CITY OF LA QUINTA, CALIFORNIA, VACATING A 691-SQUARE-FOOT PORTION OF AVENIDA BERMUDAS AND AVENIDA LA FONDA PUBLIC RIGHT-OF-WAY ADJACENT TO 78015 MAIN STREET SUITE 100

Motion passed unanimously.

**BUSINESS SESSION** – CONTINUED

**2. APPOINT A MEMBER OF THE CITY COUNCIL TO SERVE AS MAYOR PRO TEMPORE FOR ONE YEAR**

Council waived presentation of the staff report, which is on file in the Clerk's Office.

MOTION – A motion was made and seconded by Councilmembers Fitzpatrick/Peña to nominate Councilmember Sanchez to serve as Mayor Pro Tempore for calendar year 2023. Councilmember Sanchez accepted the nomination. Motion passed unanimously.

**3. APPOINT MEMBERS OF THE CITY COUNCIL TO SERVE ON VARIOUS OUTSIDE AGENCIES FOR 2023**

Council waived presentation of the staff report, which is on file in the Clerk's Office.

Council discussed the current outside agencies appointments, along with their availability, and interests, and reached a consensus to serve on various outside agencies for calendar year 2023 as noted on Attachment 1.

MOTION – A motion was made and seconded by Councilmembers Fitzpatrick/Sanchez to appoint Members of the City Council to serve on various outside agencies for calendar year 2023 as detailed in Attachment 1, incorporated herewith by this reference. Motion passed unanimously.

**4. APPROVE CANCELLATION OF REGULAR CITY COUNCIL MEETING OF JANUARY 3, 2023**

Council waived presentation of the staff report, which is on file in the Clerk's Office.

MOTION – A motion was made and seconded by Councilmembers Peña/McGarrey to approve cancellation of the regular City Council meeting of January 3, 2023. Motion passed unanimously.

**5. RE-ALLOCATE FUNDS FROM CAPITAL IMPROVEMENT PROGRAM AND PARK EQUIPMENT FUNDS ACCOUNTS NOT TO EXCEED \$850,000 TO REPLACE THE SPLASH PAD AT LA QUINTA PARK**

Management Analyst Hansen presented the staff report, which is on file in the Clerk's Office.

Council discussed updating the splash pad design; finding funds to install a shade structure over the swings; alternate locations for a splash pad; using a turf base; and meeting County health requirements.

**MOTION** – A motion was made and seconded by Councilmembers Fitzpatrick/Peña to re-allocate funds from Capital Improvement Program account 201903 and 503-0000-71060 Park Equipment Funds not to exceed \$850,000 to replace the Splash Pad at La Quinta Park, and in addition, to provide a project schedule to Council. Motion passed unanimously.

**DEPARTMENTAL REPORTS** – All reports are on file in the City Clerk’s Office.

**MAYOR’S AND COUNCIL MEMBERS’ ITEMS**

Mayor Evans reported on the Rancho La Quinta Thanksgiving event for the US Marine Corp from the Air Ground Combat Center in 29 Palms; kickoff of Old Town holiday events; return of the farmers’ market; City’s annual Tree Lighting ceremony; Casita holiday lighting event; Annual Peace Officer and Public Safety Award luncheon; the All-Hands breakfast with City staff, and LAFCO stakeholder session.

**REPORTS AND INFORMATIONAL ITEMS**

La Quinta’s representative for 2022, Mayor Evans reported on her participation in the following organizations’ meetings:

- CVAG EXECUTIVE COMMITTEE
- GREATER PALM SPRINGS CONVENTION AND VISITORS’ BUREAU

**ADJOURNMENT**

There being no further business, a motion was made and seconded by Councilmembers Peña/Sanchez to adjourn at 7:36 p.m. Motion passed unanimously.

Respectfully submitted,

MONIKA RADEVA, City Clerk  
City of La Quinta, California

## 2023 Assignments

APPOINTED DECEMBER 6, 2022

ATTACHMENT 1

<b><u>AGENCY</u></b>	<b><u>2023 MEETING SCHEDULE</u></b>	<b><u>2023 REPRESENTATIVES</u></b>
Animal Campus Commission	1 <sup>st</sup> Thursday, quarterly at 9:30 am (2023: Feb 2, May 4, Aug 3, Nov 2)	Member: Mayor Pro Tem Sanchez Alternate: Councilmember Fitzpatrick
California Joint Powers Insurance Authority*	Annual meeting in July	Member: Mayor Pro Tem Sanchez Alternate: Monika Radeva and/or Claudia Martinez
Greater CV Chamber of Commerce Information Exchange Committee	Councilmembers rotate – 3 <sup>rd</sup> Thursday every month at 8:30 am	1 <sup>st</sup> quarter – Councilmember McGarrey 2 <sup>nd</sup> quarter – Mayor Pro Tem Sanchez 3 <sup>rd</sup> quarter – Mayor Evans 4 <sup>th</sup> quarter – Councilmember Fitzpatrick Alternate – Councilmember Peña
Art Purchase Committee – March 2023 Art Purchase Committee – November 2023	Meet during Art Celebrations; (March 2-5, 2023; Nov. 9-12, 2023)	Members: Com Servs. Com (2) Members; Mar. – Sanchez & McGarrey; Nov. – Evans & Fitzpatrick
CVAG General Assembly	Annual banquet – last Monday in June in Chair’s city (June 26, 2023 at 6 pm)	Delegate: Mayor Evans Alternate: Mayor Pro Tem Sanchez Members: All Councilmembers
CVAG Conservation Commission*	2 <sup>nd</sup> Thursday of each month at 10:30 am (2023: dark March, July, Aug, Oct, Dec)	Member: Mayor Evans Alternate: Councilmember Fitzpatrick
CVAG Energy & Environmental Resources Committee*	2 <sup>nd</sup> Thursday of each month at 12 pm (2023: dark March, July, Aug, Oct, Dec)	Member: Mayor Evans Alternate: Councilmember Fitzpatrick
CVAG Executive Committee*	Last Monday of each month at 4:30 pm (2023: dark March, July, Aug, Oct, Dec)	Member: Mayor Evans Alternate: Mayor Pro Tem Sanchez (rotating)
CVAG Public Safety Committee*	2 <sup>nd</sup> Monday of each month at 9 am (2023: dark Mar, Apr, Jul, Aug, Oct, Dec)	Member: Councilmember Peña Alternate: Mayor Pro Tem Sanchez
CVAG Transportation Committee*	1 <sup>st</sup> Monday of each month at 10 am (2023: dark March, July, Aug, Oct, Dec)	Member: Councilmember Fitzpatrick Alternate: Councilmember McGarrey
CVAG Homelessness Committee*	3 <sup>rd</sup> Wednesday of each month at 10 am (2023; dark Mar, July, Aug, Oct, Dec)	Member: Councilmember Peña Alternate: Councilmember Fitzpatrick
Coachella Valley Mosquito & Vector Control District (CVMVCD)*	2 <sup>nd</sup> Tuesday of each month at 6 pm	Member: Councilmember Peña <a href="#">Appointed 10/19/2021 to serve thru 12/31/2025</a>
Coachella Valley Mountains Conservancy (CVMC)*	2 <sup>nd</sup> Monday, every other month at 3 pm (2023: Jan 9, Mar 13, May 8, Jul 10, Sept 11, Nov 13)	Member: Councilmember McGarrey Alternate: Councilmember Fitzpatrick
Coachella Valley Unified School District 2x2 Committee [established 11/03/2015]	TBD	Members: Councilmembers Fitzpatrick & Peña

\* Note: receives stipend

## 2023 Assignments

**APPOINTED DECEMBER 6, 2022**

Community Service Grant Review Committee	Three per year: January, May & September	January Members: McGarrey & Fitzpatrick May Members: Evans & Sanchez September Members: McGarrey & Peña
Coachella Valley Water District Joint Policy Committee	As needed – TBD	Member: Mayor Evans Alternate: Mayor Pro Tem Sanchez (rotating)
Desert Sands Unified School District 2x2 Committee [established June 2013]	TBD	Members: Mayor Evans & Mayor Pro Tem Sanchez
Desert Recreation District 2x2 Committee [established Jan. 2017]	TBD	Members: Councilmembers Fitzpatrick & McGarrey
Economic Development Subcommittee [established May 20, 2014]	Meet twice a month; TBD and 4 <sup>th</sup> Wednesday at 4 p.m.	Members: Mayor Evans & Councilmember Fitzpatrick Alternate Member: Mayor Pro Tem Sanchez
Visit Greater Palm Springs Convention & Visitors Bureau*	Tuesday's at 8:30 am at rotating locations (2023: Jan 31, April 4, June 27, Sept 26, Dec 15 18; dark in Feb, May, July, Aug, Oct)	Members: Mayor Evans Alternate Member: Mayor Pro Tem Sanchez
IID Energy Consumers' Advisory Committee (ECAC)	1 <sup>st</sup> Monday of every month at 6 p.m. (2023: Jan 9, Feb 6, March 6, April 3, May 1, June 5, July 10, Aug 7, Sept 11, Oct 2, Nov 6, Dec 11)	Member: Councilmember McGarrey <b>Appointment will end December 2026</b> Public Member: Lee Osborne Alternate: none (IID does not recognize alternates)
IID Coachella Valley Energy Commission (CVEC)	2 <sup>nd</sup> Thursday of every month at 4 p.m. (may be held at IID Headquarters in LQ or rotating from time to time at facilities in the cities of Coachella, Indio, La Quinta, Palm Desert, Indian Wells, Rancho Mirage, tribal nations, or unincorporated areas of Imperial & Riverside counties)	Members: Mayor Evans <b>Appointment will end December 2023</b>
League of California Cities - Delegate for annual conference	Annual conference(s) & General Assembly September 20-22, 2023 in Sacramento, CA	Member: Mayor Evans Alternate: Mayor Pro Tem Sanchez
League of California Cities - Public Safety Committee	Three meetings per year (2023: Jan, Feb, April, & June)	Members: Mayor Pro Tem Sanchez - Presidential Appointment & Councilmember Peña – Division Appointment
League of California Cities – Governance, Transparency, and Labor Relations Policy Committee	Three meetings per year (2023: Jan, Feb, April, & June)	Member: Councilmember McGarrey – Presidential Appointment
Riverside County Transportation Commission (RCTC)* [one rep appointed by every city]	2 <sup>nd</sup> Wednesday of each month at 9:30 am	Member: Councilmember Fitzpatrick Alternate: Councilmember McGarrey
Riverside Local Agency Formation Commission (LAFCO)	4 <sup>th</sup> Thursday of each month at 9:30 am (dark Nov 2023?)	Member: Mayor Pro Tem Sanchez
So. Calif. Association of Governments (SCAG)	Annual Regional Conference & General Assembly – May 4-5, 2023 – Marriott Springs Resort – Palm Desert	Delegate: Mayor Evans Alternate Member: Mayor Pro Tem Sanchez
Sunline Transit Agency*	4 <sup>th</sup> Wednesday of each month at 10am-1pm noon (includes Committees) (dark Aug & Nov 2023)	Member: Councilmember Peña Alternate: Councilmember Fitzpatrick

\* Note: receives stipend

[Click Here to Return to Agenda](#)

# City of La Quinta

CITY COUNCIL MEETING: December 20, 2022

## STAFF REPORT

---

**AGENDA TITLE:** AFFIRM RESOLUTION NO. 2021-035 FINDINGS RELATED TO THE STATE OF EMERGENCY DUE TO COVID-19 AUTHORIZING THE CITY MANAGER TO IMPLEMENT TELECONFERENCE ACCESSIBILITY ONLY WHEN A PUBLIC MEETING OF THE LEGISLATIVE BODY IS HELD VIRTUALLY PURSUANT TO ASSEMBLY BILL 361 (STATS. 2021, CH. 165)

---

### RECOMMENDATION

Affirm Resolution No. 2021-035 findings related to the state of emergency due to COVID-19 authorizing the City Manager to implement teleconference accessibility only when a public meeting of the legislative body is held virtually pursuant to Assembly Bill 361 (Stats. 2021, Ch. 165).

### EXECUTIVE SUMMARY

- Pursuant to Assembly Bill 361 (Stats. 2021, Ch. 165) (AB 361), which waived certain provisions of the Ralph M. Brown Act (Brown Act) and authorized local agencies to hold public meetings via teleconferencing whenever a state of emergency exists that makes it unsafe to meet in person, Council must reconsider the circumstances of the state of emergency every 30 days and affirm the required findings in order to continue to allow teleconference accessibility for public meetings.
- On September 28, 2021, Council adopted Resolution No. 2021-035 (Attachment 1) making the required findings under AB 361 and authorizing the City Manager to implement teleconference accessibility to conduct public meetings.

**FISCAL IMPACT** – None.

### BACKGROUND/ANALYSIS

AB 361 was signed into law by the Governor on September 16, 2021, which went into effect immediately as urgency legislation (codified under Government Code § 54953) and waived certain provisions of the Brown Act in order to allow local agencies to continue to meet remotely. Specifically, the bill allows remote teleconference flexibility, but only when there is a state of emergency that makes it unsafe to meet in person.

In addition, AB 361 added specific procedures and clarified the requirements for conducting remote meetings, including the opportunity for the public to provide public comment in real time; the legislative body shall take no actions during disruptions; and the legislative body, by majority vote, shall determine that meeting in-person would present imminent risk to the health or safety of attendees and shall affirm these findings every 30 days, in order to continue to allow teleconference accessibility for conducting public meetings [Government Code § 54953(e)(3)]. AB 361 will sunset on January 1, 2024.

The City has implemented procedures for conducting public meetings to ensure full compliance with AB 361. In addition to the ability to attend public meetings in-person, teleconference accessibility via call-in option or an internet-based service option (via the Zoom Webinars platform) is listed on the published agenda for each meeting as well as on the City’s website. The City monitors attendance via teleconference as well as email correspondence (as published on the agenda) throughout each public meeting and provides access for public comment opportunities in real time both verbally and in writing.

On September 28, 2021, Council adopted Resolution No. 2021-035 making the initially required findings under AB 361 in order to allow the City to continue to offer teleconference accessibility for public meetings after September 30, 2021, to help mitigate the spread of COVID-19.

As noted above, Council must reconsider the state of emergency due to COVID-19 every 30 days and affirm the findings under Resolution No. 2021-035. If approved, AB 361 teleconference procedures and accessibility for conducting public meetings would still be authorized, but notices of City legislative body meetings and agendas will include teleconference instructions and ability to participate by teleconference only when such AB 361 procedures are applied.

Council has affirmed the findings under Resolution No. 2021-035 as follows:

October 19, 2021	June 7, 2022	
November 16, 2021	June 21, 2022	
December 7, 2021	July 19, 2022	
December 21, 2021	August 2, 2022	
January 18, 2022	September 20, 2022	
February 15, 2022	October 18, 2022	
March 15, 2022	November 15, 2022	
April 5, 2022	December 6, 2022	
May 3, 2022		
May 17, 2022		

Prepared by:       Monika Radeva, City Clerk  
 Approved by:       Jon McMillen, City Manager

Attachment:        1. Council Resolution No. 2021-035



**RESOLUTION NO. 2021 - 035**

**A RESOLUTION OF THE CITY COUNCIL OF THE CITY OF LA QUINTA, CALIFORNIA, AUTHORIZING THE CITY MANAGER TO IMPLEMENT TELECONFERENCE ACCESSIBILITY FOR CONDUCTING PUBLIC MEETINGS PURSUANT TO ASSEMBLY BILL 361 (STATS. 2021, CH. 165)**

**WHEREAS**, on March 4, 2020, the Governor of California proclaimed a State of Emergency to exist in California as a result of the threat of novel coronavirus disease 2019 (COVID-19); and

**WHEREAS**, on March 17, 2020, the City Council adopted Emergency Resolution No. EM 2020-001, proclaiming a local emergency as defined in La Quinta Municipal Code Section 2.20.020, due to the threat of the existence and spread of COVID-19; and

**WHEREAS**, on March 17, 2020, the Governor of California executed Executive Order N-29-20 which suspended and modified specified provisions in the Ralph M. Brown Act (Government Code Section § 54950 *et seq.*) and authorized local legislative bodies to hold public meetings via teleconferencing and to make public meeting accessible telephonically or otherwise electronically to all members of the public seeking to observe and address the local legislative body; and

**WHEREAS**, on June 11, 2021, the Governor of California executed Executive Order N-08-21 which extended the provisions of Executive Order N-29-20 concerning teleconference accommodations for public meetings through September 30, 2021; and

**WHEREAS**, on September 16, 2021, the Governor of California signed into law Assembly Bill 361 (AB 361, Rivas) (Stats. 2021, ch. 165) amending Government Code § 54953 and providing alternative teleconferencing requirements to conduct public meetings during a proclaimed state of emergency; and

**WHEREAS**, AB 361 (Stats. 2021, ch. 165) imposes requirements to ensure members of the public are able to attend and participate in public meetings conducted via teleconference, including:

- Notice of the means by which members of the public may access the meeting and offer public comment, including an opportunity for all persons to attend via a call-in option or an internet-based service option;
- The legislative body shall take no further action on agenda items when there is a disruption which prevents the public agency from broadcasting the meeting, or in the event of a disruption within the local agency's control which prevents members of the public from offering public comments, until public access is restored;
- Prohibits the legislative body from requiring public comments to be submitted in advance of the meeting and specifies that the legislative body must provide an opportunity for members of the public to address the legislative body and offer comments in real time;
- Prohibits the legislative body from closing the public comment period until the public comment period has elapsed or until a reasonable amount of time has elapsed; and

**WHEREAS**, the City has already implemented and is in full compliance with the requirements listed above when conducting public meetings via teleconference, which are now codified in Government Code § 54953(e)(2)(B-G); and

**WHEREAS**, pursuant to Government Code § 54953(e)(B), the legislative body shall hold a meeting during a proclaimed state of emergency for the purpose of determining, by majority vote, whether as a result of the emergency, meeting in person would present imminent risks to the health and safety of attendees. The City Council must make these findings no later than 30 days after the first teleconferenced meeting is held pursuant to AB 361 (Stats. 2021, ch. 165) after September 30, 2021, and must also make these findings every 30 days thereafter, in order to continue to allow teleconference accessibility for conducting public meetings.

**NOW, THEREFORE, BE IT RESOLVED** by the City Council of the City of La Quinta, California, as follows:

SECTION 1. The City Council hereby declares that the recitals set forth above are true and correct, and incorporated into this resolution as findings of the City Council.

**SECTION 2.** The City Council hereby declares that a state of emergency as a result of the threat of COVID-19 still exists and continues to impact the ability of members of the public, the City Council, City Boards, Commissions, and Committees, City staff and consultants to meet safely in person.

**SECTION 3.** The State of California and the City of La Quinta continue to follow safety measures in response to COVID-19 as ordered or recommended by the Centers for Disease Control and Prevention (CDC), California Department of Public Health (DPH), and/or County of Riverside, as applicable, including facial coverings when required and social distancing.

**SECTION 4.** The City Council hereby declares that, pursuant to the findings listed in this Resolution, the City Manager is authorized to utilize teleconferencing accessibility to conduct public meetings pursuant to AB 361 (Stats. 2021, ch. 165) and Government Code § 54953, as amended thereby.

**SECTION 5. Severability:** If any section, subsection, subdivision, sentence, clause, phrase, or portion of this Resolution is, for any reason, held to be invalid or unconstitutional by the decision of any court of competent jurisdiction, such decision shall not affect the validity of the remaining portions of this Resolution. The City Council hereby declares that it would have adopted this Resolution and each and every section, subsection, subdivision, sentence, clause, phrase, or portion thereof, irrespective of the fact that any one or more sections, subsections, subdivisions, sentences, clauses, phrases, or portions thereof be declared unconstitutional.

**SECTION 6. Effective Date:** This Resolution shall become effective immediately upon adoption.

**PASSED, APPROVED, and ADOPTED** at a regular meeting of the La Quinta City Council held on this 28<sup>th</sup> day of September, 2021, by the following vote:

**AYES: Council Members Fitzpatrick, Peña, Radi, Sanchez, Mayor Evans**

**NOES: None**

**ABSENT: None**

**ABSTAIN: None**

Resolution No. 2021 – 035  
Teleconference Procedures for Conducting Public Meetings Pursuant to AB 361 (Stats. 2021, ch. 165)  
Adopted: September 28, 2021  
Page 4 of 4



LINDA EVANS, Mayor  
City of La Quinta, California

**ATTEST:**



MONIKA RADEVA, City Clerk  
City of La Quinta, California

(CITY SEAL)

**APPROVED AS TO FORM:**



WILLIAM H. IHRKE, City Attorney  
City of La Quinta, California

# City of La Quinta

CITY COUNCIL MEETING: December 20, 2022

## STAFF REPORT

---

**AGENDA TITLE:** APPROVE RECIPIENT FOR THE 2023 LA QUINTA SENIOR INSPIRATION AWARD

---

### **RECOMMENDATION**

Approve Ada Nuckels as the La Quinta recipient for the 2023 Senior Inspiration Award.

### **EXECUTIVE SUMMARY**

- Riverside County's annual Senior Inspiration Award Program recognizes and honors outstanding senior citizens for volunteer involvement.
- Each Coachella Valley city nominates a resident and/or volunteer for this program.
- In November 2022, Staff requested nominations and received five nominees.
- In December 2022, the Community Services Commission reviewed the nominations and recommended Ada Nuckels.

### **BACKGROUND/ANALYSIS**

Each year, the County of Riverside and Coachella Valley cities select a senior citizen, 65 or older, to be recognized for their volunteerism and active engagement in their community. Staff solicited nominations (Attachment 1) from Greater Coachella Valley Chamber of Commerce, La Quinta Historical Society, La Quinta Rotary Club, Friends of the La Quinta Library, La Quinta Cove Neighborhood Association, Friends of the Desert Mountains, Coachella Valley Rescue Mission, FIND Food Bank, Desert Classic Charities, Riverside County Sheriff (La Quinta Police), Riverside County Fire, La Quinta Library and La Quinta Museum. A call out for nominees was also done through social media. The following nominations were received:

- Ernest Cisneros, nominated by Lt. Andres Martinez, Riverside County Sheriff Department
- Marge Dodge, nominated by Kat Hughes, SCOPE Events, LLC
- Peter Gasporni, nominated by Alejandro Mireles, Riverside County Fire Department
- Phil La Greca, nominated by Kat Hughes, SCOPE Events, LLC

- Ada Nuckels, nominated by Tammy Martin, Friends of the Desert Mountains

Only one nomination can be submitted from each Coachella Valley city. All nominees meet the award criteria. In December, the Community Services Commission reviewed the nominations and unanimously recommended submittal of Ada Nuckels' nomination for the 2023 Senior Inspiration Award.

Ada Nuckels has accumulated over 10,000 volunteer hours with Friends of the Desert Mountains. Many of those hours involve the removal of invasive plant species, trail clean up and restoration, and leading interpretative hikes along the La Quinta Cove trails. Ada leads and organizes the Full Moon Hikes which are regularly attended by hundreds of hikers every year. Ada began hiking at age 66, and by age 67 she started to lead hikers on the Santa Rosa and San Jacinto Mountain trails. For the past decade, Ada has studied the plants, animals, geology, and history of the local trails, and she readily shares her knowledge with the hiking community. In addition to educating children and adults about the importance of trail conservation, Ada has spent countless hours removing invasive weeds, picking up trash, assisting with wildlife surveys, and organizing volunteer groups to assist with trail maintenance. Ada's passion and enthusiasm for outdoor conservation encourages La Quinta residents and visitors of all ages to appreciate the beauty of the local mountains and recognize the importance of preserving local trails.

The award will be presented at the annual Senior Inspiration Award luncheon on Thursday, March 30, 2023, at Fantasy Springs Casino in Indio.

## **ALTERNATIVES**

Staff does not recommend an alternative.

Prepared by: Michael Calderon, Community Resources Analyst  
Approved by: Christina Calderon, Community Resources Manager

Attachments: 1. Nomination Request Letter  
2. 2023 SIA Nomination Forms



October 10, 2022

NAME OF ORGANIZATION

NAME OF CONTACT

Thank you for your continued support and involvement with the City of La Quinta. This letter is to invite you to assist us with seeking nominations for an outstanding senior. Since 1992, and now in its 31<sup>st</sup> year, the County of Riverside and the nine incorporated cities of the Coachella Valley have sponsored the Senior Inspiration Awards Luncheon. Annually, each city selects one recipient as their outstanding senior for this event. The event will be held at the Fantasy Springs Resort Special Event Center in Indio on March 30, 2023.

This is our collective opportunity to recognize our senior residents who have gone above and beyond for our community. Nominations are now being accepted, and we invite you to submit one or more names, along with a brief summary (max 150 words), stating why this senior should be recognized for the La Quinta Senior Inspiration Award Honoree. The County has provided the following criteria for potential honorees:

- The honoree should be at least 65 years or older;
- Reside and/or volunteer in La Quinta;
- Be actively involved in community affairs;
- Personifies a healthy, active and contributing attitude and lifestyle.

Nomination Forms are enclosed for your use and submission. **Please complete one or more Nomination Forms and return to Caroline Doran at the Wellness Center, 78-450 Avenida La Fonda, La Quinta CA, 92253 no later than November 18, 2022.** You can also email the forms to her at: [cdoran@laquintaca.gov](mailto:cdoran@laquintaca.gov).

Our deadline is needed to ensure the nominees are reviewed by our Community Services Commission with recommendations to follow to the La Quinta City Council, who makes the final approval. We have provided a list of our previous honorees for your convenience.

We're proud of the contributions our residents make to our community. Let's continue to highlight and recognize the great work being accomplished by our La Quinta seniors. Thank you!

Sincerely,

Linda Evans, Mayor  
City of La Quinta

[Click Here to Return to Agenda](#)





Riverside County Supervisor V. Manuel Perez presents

**31<sup>st</sup> ANNUAL  
SENIOR INSPIRATION AWARDS  
2023**

**NOMINATION FORM**

The **Senior Inspiration Awards** is a beloved event in its 31<sup>st</sup> year. Every year, the County of Riverside and the Coachella Valley's nine cities honor senior citizens 65 years of age and older who inspire others through their volunteerism and active engagement in the community. This annual event honors these unsung heroes for their ongoing contribution and dedication to our communities.

If you would like to nominate someone for this honor, please complete this form and return to **Caroline Doran**, Attention: Caroline Doran or Monica Castaneda at 78450 Avenida La Fonda, La Quinta, CA 92253 or via email at [cdoran@laquintaca.gov](mailto:cdoran@laquintaca.gov) or [mcastaneda@laquintaca.gov](mailto:mcastaneda@laquintaca.gov)

**Official Nomination Form Deadline: November 18, 2022**

Eligible recipients must:

- Be at least 65 years old
- Reside and/or volunteer in the Coachella Valley or Palo Verde Valley
- Be actively involved in community affairs for a lengthy period of time
- Deserve to receive recognition and/or may not otherwise receive recognition for his or her service to the community
- Personify a healthy, active, and contributing attitude and lifestyle

**Nominee**

Name of Nominee \_\_\_\_\_ Phone \_\_\_\_\_

Mailing Address \_\_\_\_\_

Email \_\_\_\_\_

Organization Individual Volunteers With \_\_\_\_\_

Years with Organization \_\_\_\_\_

**Nominator**

Name of Nominator \_\_\_\_\_ Phone \_\_\_\_\_

City or Organization \_\_\_\_\_ Email \_\_\_\_\_

**Reason for Nomination** \_\_\_\_\_



**RIVERSIDE COUNTY SHERIFF'S DEPARTMENT  
CHAD BIANCO, SHERIFF**

**TO: Caroline Doran**

**DATE: October 20, 2022**

**FROM: Lt. Andres Martinez #3590**

**SUBJECT: 31<sup>st</sup> Annual Senior Inspiration Awards 2023**

---

Ms. Doran,

This memorandum is written in nomination of Ernest "Ernie" Cisneros for a Senior Inspiration Award.

On April 13<sup>th</sup>, 2020, and amid a worldwide pandemic forcing citizens into isolation, social distancing and evolving precautions, Ernest "Ernie" Cisneros became a member of the La Quinta Citizen's On Patrol (COP) program to take an active role in his community. But, due to imposed restrictions and in abundance of caution, Ernie's efforts and service to his community began in October of 2020.

To date, Ernie has volunteered 600.50 hours of his own time to patrolling the city of La Quinta, engaging with community members, assisting La Quinta deputies with DUI Checkpoints, road closures, traffic collisions and supporting city events such as Iron Man, Toy Drives and Shop with a Cop. Ernie can be relied on in short notice and is always eager to help.

Ernie embodies the Sheriff's motto, "Service Above Self". Through his commitment to his community and the COP program, Ernie undoubtedly enhances the effectiveness of La Quinta deputies, creates positive community engagement experiences, and serves as an inspiration for all to follow.

Respectfully,

A handwritten signature in blue ink, appearing to read "A. Martinez #3590".

Lt. Andres Martinez #3590



Riverside County Supervisor V. Manuel Perez presents

# 31<sup>st</sup> ANNUAL SENIOR INSPIRATION AWARDS 2023

## NOMINATION FORM

The **Senior Inspiration Awards** is a beloved event in its 31<sup>st</sup> year. Every year, the County of Riverside and the Coachella Valley's nine cities honor senior citizens 65 years of age and older who inspire others through their volunteerism and active engagement in the community. This annual event honors these unsung heroes for their ongoing contribution and dedication to our communities.

If you would like to nominate someone for this honor, please complete this form and return to **Caroline Doran**, Attention: Caroline Doran or Monica Castaneda at 78450 Avenida La Fonda, La Quinta, CA 92253 or via email at [cdoran@laquintaca.gov](mailto:cdoran@laquintaca.gov) or [mcastaneda@laquintaca.gov](mailto:mcastaneda@laquintaca.gov)

**Official Nomination Form Deadline: November 18, 2022**

Eligible recipients must:

- Be at least 65 years old
- Reside and/or volunteer in the Coachella Valley or Palo Verde Valley
- Be actively involved in community affairs for a lengthy period of time
- Deserve to receive recognition and/or may not otherwise receive recognition for his or her service to the community
- Personify a healthy, active, and contributing attitude and lifestyle

### Nominee

Name of Nominee Peter Gasperni Gasperoni Phone \_\_\_\_\_

Mailing Address \_\_\_\_\_

Email \_\_\_\_\_

Organization Individual Volunteers With Eisenhower George and Julia Argyros Health Center

Years with Organization 12 years

### Nominator

Name of Nominator Alejandro Mireles Phone \_\_\_\_\_

City or Organization Riverside County Fire Dept. Email \_\_\_\_\_

**Reason for Nomination** \_\_\_\_\_

Peter has been volunteering at EMC health Center for 13 years I have known him 5 years, Peter is not only a the first warm face you see when you visit the health center as a patient he's also a integral part of are responses

## Nomination information from Alejandro Mireles of Cal Fire

Peter Gasporni, went from high school into the military where I believe he was a combat medic and he won the Silver Star for bravery, which he stated, " I don't like to brag about that", after his military career he went to college graduating from Brown he went into pharmaceutical sales and always spent time in hospitals and emergency room, after he retired he found himself volunteering in hospitals, EMC Urgent was, " his fit" as he's told me, he enjoys being close to his community and neighbors, we actually run into Pete around LA Quinta all the time not just at EMC Urgent care where he's a vital member of our responses to medical aids and ringing alarms.



Riverside County Supervisor V. Manuel Perez presents

# 31<sup>st</sup> ANNUAL SENIOR INSPIRATION AWARDS 2023

## NOMINATION FORM

The **Senior Inspiration Awards** is a beloved event in its 31<sup>st</sup> year. Every year, the County of Riverside and the Coachella Valley's nine cities honor senior citizens 65 years of age and older who inspire others through their volunteerism and active engagement in the community. This annual event honors these unsung heroes for their ongoing contribution and dedication to our communities.

If you would like to nominate someone for this honor, please complete this form and return to **Caroline Doran**, Attention: Caroline Doran or Monica Castaneda at 78450 Avenida La Fonda, La Quinta, CA 92253 or via email at [cdoran@laquintaca.gov](mailto:cdoran@laquintaca.gov)

### Official Nomination Form Deadline: November 18, 2022

Eligible recipients must:

- Be at least 65 years old
- Reside and/or volunteer in the Coachella Valley or Palo Verde Valley
- Be actively involved in community affairs for a lengthy period of time
- Deserve to receive recognition and/or may not otherwise receive recognition for his or her service to the community
- Personify a healthy, active, and contributing attitude and lifestyle

#### Nominee

Name of Nominee Ada Nuckels Phone \_\_\_\_\_

Mailing Address \_\_\_\_\_

Email \_\_\_\_\_

Organization Individual Volunteers With Friends of the Desert Mountains

Years with Organization Total= 11 years

#### Nominator

Name of Nominator Tammy Martin Phone \_\_\_\_\_

City or Organization Friends of the Desert Mountains Email \_\_\_\_\_

**Reason for Nomination** Ada has amassed over 10,000 volunteer hours with Friends of the Desert Mountains. Many of those hours involve the removal of invasive plant species, trail clean up/restoration, and leading interpretative hikes in the city of La Quinta. Ada has also recruited countless new volunteers, who continually enrich the community of La Quinta through their tremendous volunteer efforts. Ada embodies the true definition of a volunteer: driven, passionate, and always ready to help no matter the circumstance.

## **Nominee: Senior Inspiration Awards, Ms. Ada Nuckels.**

### **Leads and Coordinates Interpretative hikes:**

**Moon light hikes** –family hike to enjoy the outdoors and share knowledge that people are stewards of the environment to enjoy for many years. Moon light hikes are offered to families throughout the valley.

**Guided hikes** – i.e., partnered with Housing Coalition to bring in children from East valley to experience nature. Included during the hikes is sharing information on the importance of honoring the environment by staying on the trails, importance of habitat for endangered animals (big horned sheep, fringe toed lizards,

### **Organizes groups such as:**

**Weed Warriors.** Control and remove invasive weed species that threaten sand dune habitats, including Saharan Mustard, and Fountain Grass and Saharan Mustard (invasive weeds consume scarce water and overrun native plants that desert animals feed on.

**Trails Preservation** – complaints are called in to Ms. Nuckels will forwards to the appropriate department at Friends of the Desert Mountains. Volunteers are organized to clean up graffiti and maintain and rebuild trails damaged by storms to maintain safety for trail users.

Ada Nuckels began hiking at age 66. By the age of 67, she was leading people of all ages into the many and varied trails in the Santa Rosa and San Jacinto Mountains National Monument. One of her favorite adventures is taking groups on Moonlight Hikes in the La Quinta Cove. In addition to planning, scheduling, coordinating and essentially masterminding the whole program, Ada takes the love she has for our local mountains and trails and pours it into the people who are fortunate enough to follow her into the wild. For the past decade, Ada has studied the plants, the animals, the geology, the history, and the trails, and she readily shares her knowledge with anyone willing to learn. Ada makes the desert come alive, and allows people to see what she sees and love what she loves. Many people return again and again to experience the connection to the land that Ada makes possible.

Ada's dedication does not end there, however. She has spent countless hours--day and night--educating children and adults, removing invasive weeds, cleaning up trash, assisting with wildlife surveys, scouting and maintaining trails, and creating new ways for more people to connect to the land. Most importantly, Ada also dedicates a great deal of time while off the trail to recruiting, encouraging, supporting and inspiring other people to volunteer their time to do all of these things and more. Friends Volunteer programs thrive because Ada has been there, behind the scenes, making sure that things happen.

When you encounter the beauty of our local mountains, you recognize why people choose to spend time here. And whether you know it or not, all of our continued enjoyment of these mountains, whether it is for an evening, a weekend, or a lifetime, is in no small part due to Ada's work.



Riverside County Supervisor V. Manuel Perez presents

# 31<sup>st</sup> ANNUAL SENIOR INSPIRATION AWARDS 2023

## NOMINATION FORM

The **Senior Inspiration Awards** is a beloved event in its 31<sup>st</sup> year. Every year, the County of Riverside and the Coachella Valley's nine cities honor senior citizens 65 years of age and older who inspire others through their volunteerism and active engagement in the community. This annual event honors these unsung heroes for their ongoing contribution and dedication to our communities.

If you would like to nominate someone for this honor, please complete this form and return to **Caroline Doran**, Attention: Caroline Doran or Monica Castaneda at 78450 Avenida La Fonda, La Quinta, CA 92253 or via email at [cdoran@laquintaca.gov](mailto:cdoran@laquintaca.gov)

### Official Nomination Form Deadline: November 18, 2022

Eligible recipients must:

- Be at least 65 years old
- Reside and/or volunteer in the Coachella Valley or Palo Verde Valley
- Be actively involved in community affairs for a lengthy period of time
- Deserve to receive recognition and/or may not otherwise receive recognition for his or her service to the community
- Personify a healthy, active, and contributing attitude and lifestyle

#### Nominee

Name of Nominee Marge Dodge Phone \_\_\_\_\_

Mailing Address \_\_\_\_\_

Email \_\_\_\_\_

Organization Individual Volunteers With La Quinta Arts events (La Quinta Arts Foundation and SCOPE Events )

Years with Organization Total = 18 years

#### Nominator

Name of Nominator Kathleen Hughes Phone \_\_\_\_\_

City or Organization SCOPE Events, LLC Email \_\_\_\_\_

**Reason for Nomination** Marge Dodge is value leader for La Quinta Arts Celebration; Board of Directors (BOD), Friends of College of the Desert Library (COD) 2009-present; COD Foundation BOD, 2013-present; National League of America Pen Women, BOD 2004-present; Muses & Patrones Circle of McCallum Theater, BOD 2014-2021; Literary Society of the Desert, Advisory Board 2021-present; Old Town Artisan Studios, Advisory Board 2021-present; supporting other non-profits for women and education.

## **Nominee Senior Inspiration Awards: Ms. Marge Dodge, Leader**

La Quinta Art Events (La Quinta Arts Foundation and SCOPE Events)

### **Ms. Marge Dodge a Volunteer Leader who manages the entry gates for the Art Events and entails many duties listed below:**

- Cash handling at the front gates – train volunteers
- Choosing, training volunteers to work at the entry points
- Consistently knowledgeable on how many guests, vendors, artist, volunteers, and workers are at the event at a given time (anyone can audit event and Marge can give an accurate account of all participants.
- Handles ticket processing with Art Celebration finance- volunteers and staff
- Volunteered her home for the Artist Home Hosting Program: artist stay at Marge's home without cost during their participation in the Art Event. Note: last two years the Artist Home Hosting did not take place.

Ms. Marge Dodge is a volunteer with a myriad of organizations included on the nomination form.





## **Nominee for Senior Inspiration Awards: Mr. Phil La Greca, Captain**

La Quinta Art Celebration (La Quinta Arts Foundation and SCOPE Events) Captain for 9 years.

**Mr. Phil La Greca is the Volunteer Captain for 9 years who coordinates the Golf Cart logistics** servicing food vendors, volunteers, electricians, staff, and security during Art Events.

- Artists arriving were assisted with setting up their art pieces.
- Security use of carts
- Food vendors received their needed items without a large truck travelling in the event site.
- Confirmed those using carts were insured

### **La Quinta Community Services Commissioner—current 2019–2023**

- One of 5 members appointment by Council
- Analyzes Community Services programs effectiveness and needs
- Recommend fees (facility fees) and operation polices
- Make recommendations on community issues

Mr. Greca is a Volunteer with a myriad of organizations in the Coachella Valley. Dates pending more information from Kat.

California Naturalist from UC Riverside

Certified Tourism Ambassador for Coachella Valley Visitors Bureau

Coachella Valley Horse Rescue Missions Fund Raising – Shuttle Driver

Desert Adventures Guide

# City of La Quinta

CITY COUNCIL MEETING: December 20, 2022

## STAFF REPORT

---

**AGENDA TITLE:** RECEIVE AND FILE FISCAL YEAR 2021/22 DEVELOPMENT PROJECT FEE REPORT

---

### **RECOMMENDATION**

Receive and file the fiscal year 2021/22 Development Project Fee Report.

### **EXECUTIVE SUMMARY**

- Development Impact Fees (DIF) are imposed on new construction to help offset impacts created by new development on City facilities and infrastructure.
- The State Mitigation Fee Act requires the City to annually report on the receipts and expenditures of DIF Funds for the last five years within 180 days of the close of the fiscal year.
- The City must use, or pledge to use, the developer fees on City facilities and infrastructure within five years of receipt; or present findings if that was not the case.
- Staff has completed the required analysis (Attachments 1 and 2) and in all cases the City has complied with the time limit to expend or commit fees for future projects.

**FISCAL IMPACT** - None.

### **BACKGROUND/ANALYSIS**

The City has three development project category fees subject to State requirements: Infrastructure, Quimby, and DIF. Annually, the City reports on the following:

- Brief description on the type of fee in the account or fund;
- Amount of the fee;
- Beginning and ending balance of the account or fund;
- Amount of fees collected and interest earned;

- Each public improvement on which fees were expended, the amount of expenditures, and total percentage of the project completed and costs funded with the fee;
- Description of each interfund transfer, loan, and the public improvement funded.

The City must also report payments received pursuant to development agreements entered into after January 1, 2004. A schedule of development agreement payments received, and expenditures are noted in Attachment 2.

All projects were reported in the prior fiscal year. Unspent balances will be evaluated for appropriation during the 2023/24 budget cycle.

Fund	Unspent Balance
Civic Center DIF (Fund 252)	\$ 1,126,531
Community Center DIF (Fund 254)	\$ 448,841
Street Maintenance DIF (Fund 255)	\$ 75,785
Park Maintenance DIF (Fund 256)	\$5,898
Fire Protection DIF (Fund 257)	\$409,304
Maintenance Facilities DIF (Fund 259)	\$ 180,095

Each year these reports are also provided to the Desert Valley Builders Association (DVBA), the Building Industry Association (BIA), and the Gas Company. The City received a letter of satisfaction from the DVBA dated December 14, 2022 (Attachment 3). To date, no other correspondence has been received regarding these reports.

### ALTERNATIVES

This report is required by State, staff does not recommend an alternative.

Prepared by: Claudia Martinez, Finance Director

Approved by: Jon McMillen, City Manager

- Attachments:
1. FY 2021/22 Development Project Fee Report
  2. FY 2021/22 Developer Agreement Activity Report
  3. Desert Valley Builders Association Review – 12/14/2022

The City's Quimby Special Revenue Fund is used to account for the accumulation of developer fees received under the provisions of the Quimby Act for park development and improvements.

Account Description	Beginning Fund Balance	FY 21/22	Ending Fund Balance
Developer Fees		-	
Interest Income		0	
Contributions from Property Owners		-	
Transfers In		-	
<b>Total Revenue Sources</b>		<b>0</b>	
Expenditures & Other Uses		-	
Transfers out Capital Projects		713,669	
<b>Total Uses</b>		<b>713,669</b>	
<b>Total Available</b>	<b>\$ -</b>	<b>\$ (713,669)</b>	<b>\$ (713,669)</b>

Five Year Test Using First In First Out Method					
Fiscal Years Ending	Beginning Fund Balance	Revenues Collected	Expenditures	Committed	Unspent
Revenues Collected from 2018	5,005,547	53,307	462,938	7,298,488	(2,702,572)
Revenues Collected from 2019	4,595,916	129,832	1,296,611	4,714,876	(1,285,739)
Revenues Collected from 2020	3,429,137	69,689	1,933,252	2,781,625	(1,216,051)
Revenues Collected from 2021	1,565,574	35,415	1,600,989	1,180,635	(1,180,635)
Revenues Collected from 2022	-	-	713,669	466,967	(1,180,635)
<b>Total Revenue For Last Five Years</b>		<b>\$ 288,243</b>	<b>\$ 6,007,459</b>		

Result : Five Year Spent Test Met in accordance with Government Code 66001

Capital Improvement Facilities	FY 21/22	Committed	% Complete**	% funded with fee
151609 North La Quinta Regional Skate and BMX Park	713,354	204,282	96%	73%
201903 Skate Park Conversion	315	262,685	0%	100%
<b>Total</b>	<b>\$ 713,669</b>	<b>\$ 466,967</b>		

\*\* Percentage completed as of 6/30/2022

The Infrastructure fee fund is used to account for the accumulation of resources, provided through developer fees for the acquisition, construction or improvement of the City's infrastructure as defined in Resolution 2013-006.

Account Description	Beginning Fund Balance	FY 21/22	Ending Fund Balance
Developer Fees *		-	
Interest Income		(450)	
Reimbursements		-	
<b>Total Revenue Sources</b>		<b>\$ (450)</b>	
Expenditures & Other Uses		-	
Capital Projects		-	
Project Administration/Internal Engineering		-	
<b>Total Uses</b>		<b>-</b>	
<b>Total Available</b>	<b>\$ 19,398</b>	<b>\$ (450)</b>	<b>\$ 18,948</b>

Five Year Test Using First In First Out Method					
Fiscal Years Ending	Beginning Fund Balance	Revenues Collected	Expenditures	Committed	Unspent
Revenues Collected from 2018	23,732	182	-	22,618	1,296
Revenues Collected from 2019	23,914	733	4,543	24,028	(3,924)
Revenues Collected from 2020	20,104	715	1,410	22,618	(3,210)
Revenues Collected from 2021	19,408	(10)	-	22,618	(3,220)
Revenues Collected from 2022	19,398	(450)	-	22,618	(3,670)
<b>Total Revenue For Last Five Years</b>		<b>\$ 1,170</b>	<b>\$ 5,953</b>		

Result : Five Year Spent Test Met in accordance with Government Code 66001

Capital Improvement Facilities	FY 21/22	Committed	% Complete**	% funded with fee
151603 La Quinta Village Complete Streets - Road Diet	-	22,618	95%	0.18%
<b>Total</b>	<b>-</b>	<b>\$ 22,618</b>		

\* The Infrastructure Fee is being phased out and not subject to collection of future revenue from developments.

\*\* Percentage completed as of 6/30/2022

2022 AB1600 Report  
 La Quinta Development Project Fee Report  
 Transportation DIF (Fund 250)  
 Government Code 66000 Calculation  
 FYE 6/30/2022

The Transportation Impact Fee developer fee fund is used to account for the accumulation of resources, provided through developer fees for street system improvements needed to handle traffic that will be generated by future development. The fee is based upon the table below and varies from project to project.

Activity	Unit of Measure	Transportation
Residential - Single Family Detached	Unit	\$ 4,009
Residential - Single Family Attached	Unit	\$ 3,076
Residential - Multi Family and Other	Unit	\$ 2,281
Office/Medical	Unit	\$ 6,542
General Commercial	1,000 sq ft	\$ 8,057
Tourist Commercial/Lodging	1,000 sq ft	\$ 1,859
Golf Course	Acre	\$ 930

Account Description	Beginning Fund Balance	FY 21/22	Ending Fund Balance
Developer Fees		2,731,351	
Interest Income		(94,371)	
Miscellaneous		-	
Transfers In		-	
<b>Total Revenue Sources</b>		<b>2,636,980</b>	
Expenditures & Other Uses		400,000	
Transfers out Capital Projects		-	
<b>Total Uses</b>		<b>400,000</b>	
<b>Total Available</b>	<b>\$ 2,266,489</b>	<b>\$ 2,236,980</b>	<b>\$ 4,503,469</b>

Five Year Test Using First In First Out Method					
Fiscal Years Ending	Beginning Fund Balance	Revenues Collected	Expenditures	Committed	Unspent
Revenues Collected from 2018	3,656,826	539,365	1,097,811	2,551,507	546,873
Revenues Collected from 2019	3,098,380	756,223	1,391,880	4,971,752	(2,509,028)
Revenues Collected from 2020	2,462,724	801,997	943,219	4,897,398	(2,575,896)
Revenues Collected from 2021	2,321,502	688,043	745,418	4,356,480	(2,092,353)
Revenues Collected from 2022	2,266,489	2,636,980	400,000	3,956,480	546,989
<b>Total Revenue For Last Five Years</b>		<b>\$ 5,422,608</b>	<b>\$ 4,578,328</b>		

Result : Five Year Spent Test Met in accordance with Government Code 66001

Capital Improvement Facilities	FY 21/22	Committed	% Complete*	% funded with fee
111205 Dune Palms Bridge Improvement	-	73,755	13%	1%
201702 Developer Reimbursements	400,000	2,539,723	44%	100%
201709 Avenue 53 Jefferson Street Roundabout	-	375,121	10%	16%
201902 Avenue 50 Bridge Spanning the Evacuation Channel	-	967,881	0.05%	6%
<b>Total</b>	<b>\$ 400,000</b>	<b>\$ 3,956,480</b>		

\* Percentage completed as of 6/30/2022

2022 AB1600 Report  
 La Quinta Development Project Fee Report  
 Parks & Rec DIF (Fund 251)  
 Government Code 66000 Calculation  
 FYE 6/30/2022

The Parks & Recreation Impact Fee fund is used to account for the accumulation of resources, provided through developer fees for parks required to serve future development. The fee is based upon the table below and varies from project to project.

Activity	Unit of Measure	Transportation
Residential - Single Family Detached	Unit	\$ 2,106
Residential - Single Family Attached	Unit	\$ 1,794
Residential - Multi Family and Other	Unit	\$ 1,716

Account Description	Beginning Fund Balance	FY 21/22	Ending Fund Balance
Developer Fees		1,032,032	
Interest Income		(11,455)	
Miscellaneous		-	
Transfers In		-	
<b>Total Revenue Sources</b>		<b>1,020,577</b>	
Expenditures & Other Uses		-	
Transfers Out Capital Projects		-	
<b>Total Uses</b>		<b>-</b>	
<b>Total Available</b>	<b>\$ (346,309)</b>	<b>\$ 1,020,577</b>	<b>\$ 674,268</b>

Five Year Test Using First In First Out Method					
Fiscal Years Ending	Beginning Fund Balance	Revenues Collected	Expenditures	Committed	Unspent
Revenues Collected from 2018	558,795	329,110	-	-	887,905
Revenues Collected from 2019	887,905	379,411	4,542	2,401,410	(1,138,637)
Revenues Collected from 2020	1,262,773	472,951	1,441,697	959,713	(665,686)
Revenues Collected from 2021	294,027	322,133	962,469	2,844	(349,153)
Revenues Collected from 2022	(346,309)	1,020,577	-	-	674,268
<b>Total Revenue For Last Five Years</b>		<b>\$ 2,524,181</b>	<b>\$ 2,408,708</b>		

Result : Five Year Spent Test Met in accordance with Government Code 66001

Capital Improvement Facilities	FY 21/22	Committed	% Complete*	% funded with fee
201722 Fritz Burns Park Sidewalk & Parking Lot	-	2,844	97%	6%
202102 Fritz Burns Park Improvements	-	350,000	15%	100%
<b>Total</b>	<b>\$ -</b>	<b>\$ 352,844</b>		

\* Percentage completed as of 6/30/2022



2022 AB1600 Report  
 La Quinta Development Project Fee Report  
 Civic Center DIF (Fund 252)  
 Government Code 66000 Calculation  
 FYE 6/30/2022

The Civic Center Impact Fee fund was used to fund the expansion of the La Quinta Civic Center completed in 2008 to support the City's needs through build out. The fee is based upon the table below and varies from project to project.

Activity	Unit of Measure	Transportation
Residential - Single Family Detached	Unit	\$ 1,230
Residential - Single Family Attached	Unit	\$ 1,115
Residential - Multi Family and Other	Unit	\$ 628
Office/Medical	Unit	\$ 522
General Commercial	1,000 sq ft	\$ 522
Tourist Commercial/Lodging	1,000 sq ft	\$ 698
Golf Course	Acre	\$ 251

Account Description	Beginning Fund Balance	FY 21/22	Ending Fund Balance
Developer Fees		651,093	
Interest Income		(23,183)	
Miscellaneous		-	
Transfers In		-	
<b>Total Revenue Sources</b>		<b>627,911</b>	
Expenditures & Other Uses		-	
<b>Total Uses</b>		<b>0</b>	
<b>Total Available</b>	<b>\$ 498,620</b>	<b>\$ 627,911</b>	<b>\$ 1,126,531</b>

Five Year Test Using First In First Out Method					
Fiscal Years Ending	Beginning Fund Balance	Revenues Collected	Expenditures	Committed	Unspent
Revenues Collected from 2018	(7,169,261)	145,494	79,286	-	(7,103,053)
Revenues Collected from 2019 **	(7,103,053)	177,800	(7,004,993)	1,410	78,330
Revenues Collected from 2020	79,740	222,942	1,411	-	301,271
Revenues Collected from 2021	301,271	197,349	-	-	498,620
Revenues Collected from 2022	498,620	627,911	-	-	1,126,531
<b>Total Revenue For Last Five Years</b>		<b>\$ 1,371,496</b>	<b>\$(6,924,296)</b>		

Result : Five Year Spent Test Met in accordance with Government Code 66001

Capital Improvement Facilities	FY 21/22	Committed	% Complete *	% funded with fee
	\$ -	-		
<b>Total</b>	<b>\$ -</b>	<b>\$ -</b>		

\* Percentage completed as of 6/30/2022

\*\* Loan repayment interest rate was based on the average quarterly investment yield of the City's investment portfolio. During FY 2018/19, this loan was written-off.

Projects are being evaluated for the unspent balance of \$1,126,531 and will be included in the FY 2023/24 budget.

The Library Impact Fee fund is used for library facilities required to serve future development in La Quinta. The fee is based upon the table below and varies from project to project.

Activity	Unit of Measure	Transportation
Residential - Single Family Detached	Unit	\$ 397
Residential - Single Family Attached	Unit	\$ 338
Residential - Multi Family and Other	Unit	\$ 323

Account Description	Beginning Fund Balance	FY 21/22	Ending Fund Balance
Developer Fees		196,456	
Interest Income		192	
Miscellaneous			
Transfers In			
<b>Total Revenue Sources</b>		<b>196,648</b>	
Expenditures & Other Uses		-	
Advance Interest Expense		11,112	
<b>Total Uses</b>		<b>11,112</b>	
<b>Total Available</b>	<b>\$ (1,458,812)</b>	<b>\$ 185,536</b>	<b>\$ (1,273,276)</b>

Five Year Test Using First In First Out Method					
Fiscal Years Ending	Beginning Fund Balance	Revenues Collected	Expenditures	Committed	Unspent
Revenues Collected from 2018	(1,609,835)	56,416	19,138	1,572,557	(3,145,114)
Revenues Collected from 2019	(1,572,557)	57,792	35,480	1,549,846	(3,100,091)
Revenues Collected from 2020	(1,550,245)	75,336	30,278	1,505,187	(3,010,374)
Revenues Collected from 2021	(1,505,187)	61,508	15,133	1,458,789	(2,917,601)
Revenues Collected from 2022	(1,458,812)	196,648	11,112	1,273,276	(2,546,552)
<b>Total Revenue For Last Five Years</b>		<b>\$ 447,700</b>	<b>\$ 111,141</b>		

Result : Five Year Spent Test Met in accordance with Government Code 66001

Capital Improvement Facilities	FY 21/22	Committed	% Complete *	% funded with fee
Successor Agency loan repayment (construction of public library facility) **	11,112	1,273,276	49%	100%
<b>Total</b>	<b>\$ 11,112</b>	<b>\$ 1,273,276</b>		

\* Percentage completed as of 6/30/2022

\*\* Loan repayment interest rate is based on the average quarterly investment yield of the City's investment portfolio.

As of 6/30/2022 the outstanding loan balance was:

Principal	1,273,276
Interest	-
<b>Total Due</b>	<b>1,273,276</b>

The Community Center Fee fund is used for community center facilities required to serve future development in La Quinta. The fee is based upon the table below and varies from project to project.

Activity	Unit of Measure	Transportation
Residential - Single Family Detached	Unit	\$ 956
Residential - Single Family Attached	Unit	\$ 814
Residential - Multi Family and Other	Unit	\$ 779

Account Description	Beginning Fund Balance	FY 21/22	Ending Fund Balance
Developer Fees		352,108	
Interest Income		(12,654)	
Miscellaneous		-	
Transfers In		-	
<b>Total Revenue Sources</b>		<b>339,454</b>	
Expenditures & Other Uses		-	
Transfers Out Capital Projects		-	
<b>Total Uses</b>		<b>-</b>	
<b>Total Available</b>	<b>\$ 234,387</b>	<b>\$ 339,454</b>	<b>\$ 573,841</b>

Five Year Test Using First In First Out Method					
Fiscal Years Ending	Beginning Fund Balance	Revenues Collected	Expenditures	Committed	Unspent
Revenues Collected from 2018	114,964	21,993	-	101,639	35,318
Revenues Collected from 2019	136,956	26,477	4,542	103,049	55,842
Revenues Collected from 2020	158,891	35,272	1,410	101,639	91,114
Revenues Collected from 2021	192,753	143,272	101,639	125,000	109,387
Revenues Collected from 2022	234,387	339,454	-	125,000	448,841
<b>Total Revenue For Last Five Years</b>		<b>\$ 566,468</b>	<b>\$ 107,591</b>		

Result : Five Year Spent Test Met in accordance with Government Code 66001

Capital Improvement Facilities	FY 21/22	Committed	% Complete *	% funded with fee
201901 Village Art Plaza Promenade & Cultural Campus	-	125,000	2%	4%
<b>Total</b>	<b>\$ -</b>	<b>\$ 125,000</b>		

\* Percentage completed as of 6/30/2022

Projects are being evaluated for the unspent balance of \$448,841 and will be included in the FY 23/24 budget.

The Street Maintenance Fee fund is used for street maintenance required to serve future development in La Quinta. The fee is based upon the table below and varies from project to project.

Activity	Unit of Measure	Transportation
Residential - Single Family Detached	Unit	\$ 313
Residential - Single Family Attached	Unit	\$ 247
Residential - Multi Family and Other	Unit	\$ 198
Office/Medical	Unit	\$ 374
General Commercial	1000 sq ft	\$ 461
Tourist Commercial/Lodging	1000 sq ft	\$ 106
Golf Course	Acre	\$ 53

Account Description	Beginning Fund Balance	FY 21/22	Ending Fund Balance
Developer Fees		34,015	
Interest Income		(1,518)	
Miscellaneous		-	
Transfers In		-	
<b>Total Revenue Sources</b>		<b>32,497</b>	
Expenditures & Other Uses		-	
<b>Total Uses</b>		<b>0</b>	
<b>Total Available</b>	<b>\$ 43,288</b>	<b>\$ 32,497</b>	<b>\$ 75,785</b>

Five Year Test Using First In First Out Method					
Fiscal Years Ending	Beginning Fund Balance	Revenues Collected	Expenditures	Committed	Unspent
Revenues Collected from 2018	(1,897,647)	27,349	21,296	-	(1,891,594)
Revenues Collected from 2019 **	(1,891,594)	30,194	(1,871,689)	1,410	8,879
Revenues Collected from 2020	10,289	30,251	1,410	-	39,130
Revenues Collected from 2021	39,130	4,158	-	-	43,288
Revenues Collected from 2022	43,288	32,497	0	-	75,785
<b>Total Revenue For Last Five Years</b>		<b>\$ 124,449</b>	<b>\$ (1,848,983)</b>		

Result : Five Year Spent Test Met in accordance with Government Code 66001

Capital Improvement Facilities	FY 21/22	Committed	% Complete *	% funded with fee
<b>Total</b>	<b>\$ -</b>	<b>\$ -</b>		

\* Percentage completed as of 6/30/2022

\*\* Loan repayment interest rate was based on the average quarterly investment yield of the City's investment portfolio.

During FY 2018/19, this loan was written-off.

Projects are being evaluated for the unspent balance of \$75,785 and will be included in the FY 23/24 budget.

2022 AB1600 Report  
 La Quinta Development Project Fee Report  
 Park Maintenance DIF (Fund 256)  
 Government Code 66000 Calculation  
 FYE 6/30/2022

The Park Maintenance Fee fund is used for park maintenance required to serve future development in La Quinta. The fee is based upon the table below and varies from project to project.

Activity	Unit of Measure	Transportation
Residential - Single Family Detached	Unit	\$ 313
Residential - Single Family Attached	Unit	\$ 247
Residential - Multi Family and Other	Unit	\$ 198
Office/Medical	Unit	\$ 374
General Commercial	1000 sq ft	\$ 461
Tourist Commercial/Lodging	1000 sq ft	\$ 106
Golf Course	Acre	\$ 53

Account Description	Beginning Fund Balance	FY 21/22	Ending Fund Balance
Developer Fees		40	
Interest Income		(137)	
Miscellaneous			
Transfers In			
<b>Total Revenue Sources</b>		<b>(97)</b>	
Expenditures & Other Uses		-	
Transfers Out		-	
<b>Total Uses</b>		<b>0</b>	
<b>Total Available</b>	<b>\$ 5,995</b>	<b>\$ (97)</b>	<b>\$ 5,898</b>

Five Year Test Using First In First Out Method					
Fiscal Years Ending	Beginning Fund Balance	Revenues Collected	Expenditures	Committed	Unspent
Revenues Collected from 2018	2	6,570	6,567	-	5
Revenues Collected from 2019 **	5	6,722	8,508	1,410	(3,192)
Revenues Collected from 2020	(1,782)	8,915	1,410	-	5,723
Revenues Collected from 2021	5,723	272	-	-	5,995
Revenues Collected from 2022	5,995	(97)	-	-	5,898
<b>Total Revenue For Last Five Years</b>		<b>\$ 22,381</b>	<b>\$ 16,485</b>		

Result : Five Year Spent Test Met in accordance with Government Code 66001

Capital Improvement Facilities	FY 21/22	Committed	% Complete *	% funded with fee
<b>Total</b>	<b>\$ -</b>	<b>\$ -</b>		

\* Percentage completed as of 6/30/2022

\*\* Loan repayment interest rate was based on the average quarterly investment yield of the City's investment portfolio.  
 During FY 2018/19, this loan was written-off.

2022 AB1600 Report  
 La Quinta Development Project Fee Report  
 Fire Protection DIF (Fund 257)  
 Government Code 66000 Calculation  
 FYE 6/30/2022

The Fire Protection Facilities Fee fund is used for fire protection facilities required to serve future development in La Quinta. The fee is based upon the table below and varies from project to project.

Activity	Unit of Measure	Transportation
Residential - Single Family Detached	Unit	\$ 369
Residential - Single Family Attached	Unit	\$ 335
Residential - Multi Family and Other	Unit	\$ 188
Office/Hospital	Unit	\$ 151
General Commercial	1000 sq ft	\$ 151
Tourist Commercial	1000 sq ft	\$ 201
Golf Course	Acre	\$ 72

Account Description	Beginning Fund Balance	FY 21/22	Ending Fund Balance
Developer Fees		220,411	
Interest Income		(8,367)	
Miscellaneous		-	
Transfers In		-	
<b>Total Revenue Sources</b>		<b>212,043</b>	
Expenditures & Other Uses		-	
<b>Total Uses</b>		<b>0</b>	
<b>Total Available</b>	<b>\$ 197,260</b>	<b>\$ 212,043</b>	<b>\$ 409,304</b>

Five Year Test Using First In First Out Method					
Fiscal Years Ending	Beginning Fund Balance	Revenues Collected	Expenditures	Committed	Unspent
Revenues Collected from 2018	(552,665)	66,456	4,634	-	(490,843)
Revenues Collected from 2019 *	(490,843)	81,761	(444,154)	1,410	33,663
Revenues Collected from 2020	35,073	102,373	1,410	-	136,036
Revenues Collected from 2021	136,036	61,224	-	-	197,260
Revenues Collected from 2022	197,260	212,043	-	-	409,304
<b>Total Revenue For Last Five Years</b>		<b>\$ 523,858</b>	<b>\$ (438,110)</b>		

Result : Five Year Spent Test Met in accordance with Government Code 66001

Capital Improvement Facilities	FY 21/22	Committed	% Complete *	% funded with fee
		-		
<b>Total</b>	<b>\$ -</b>	<b>\$ -</b>		

\* Percentage completed as of 6/30/2022

\*\* Loan repayment interest rate was based on the average quarterly investment yield of the City's investment portfolio.

During FY 2018/19, this loan was written-off.

Projects are being evaluated for the unspent balance of \$409,304 and will be included in the FY 23/24 budget.

2022 AB1600 Report  
 La Quinta Development Project Fee Report  
 Maintenance Facilities DIF (Fund 259)  
 Government Code 66000 Calculation  
 FYE 6/30/2022

The Maintenance Facilities Fee fund is used for corporate yard maintenance facilities and equipment needed to serve future development in La Quinta. The fee is based upon the table below and varies from project to project.

Activity	Unit of Measure	Transportation
Residential - Single Family Detached	Unit	\$ 313
Residential - Single Family Attached	Unit	\$ 247
Residential - Multi Family and Other	Unit	\$ 198
Office/Medical	Unit	\$ 374
General Commercial	1000 sq ft	\$ 461
Tourist Commercial/Lodging	1000 sq ft	\$ 106
Golf Course	Acre	\$ 53

Account Description	Beginning Fund Balance	FY 21/22	Ending Fund Balance
Developer Fees		136,752	
Interest Income		(3,673)	
Miscellaneous		-	
Transfers In		-	
<b>Total Revenue Sources</b>		<b>133,080</b>	
Expenditures & Other Uses		-	
<b>Total Uses</b>		<b>0</b>	
<b>Total Available</b>	<b>\$ 47,015</b>	<b>\$ 133,080</b>	<b>\$ 180,095</b>

Five Year Test Using First In First Out Method					
Fiscal Years Ending	Beginning Fund Balance	Revenues Collected	Expenditures	Committed	Unspent
Revenues Collected from 2021	-	47,015	-	-	47,015
Revenues Collected from 2022	\$ 47,015	133,080	0	-	180,095
<b>Total Revenue For Last Five Years</b>		<b>\$ 180,095</b>	<b>\$ -</b>		

Result : Five Year Spent Test Met in accordance with Government Code 66001

Capital Improvement Facilities	FY 21/22	Committed	% Complete *	% funded with fee
<b>Total</b>	<b>\$ -</b>	<b>\$ -</b>		

\* Percentage completed as of 6/30/2022

Projects are being evaluated for the unspent balance of \$180,095 and will be included in the FY 23/24 budget.

[Click Here to Return to Agenda](#)



2021/22 AB1600 Report  
 La Quinta Development Project Fee Report  
 Developer Agreement Activity (Fund 401)  
 FYE 6/30/2022

The following development agreement payment was received for development agreements entered into after January 1, 2004 in accordance with Government Code Section 65865.

<b>Date</b>	<b>Project/Purpose</b>	<b>Balance</b>	<b>Revenues</b>	<b>Expenses</b>	<b>Total</b>
<b>Total Developer Contributions for Future CIP Projects</b>					
3/8/2010	Traffic Signals at Madison Street on Avenue 58 and Avenue 60	257,563.00	-	-	257,563.00
10/18/2010	Monroe Avenue landscape median, Trilogy/Shea TM30023	234,869.64	-	-	234,869.64
1/25/2016	Traffic Signal at Madison Street at Avenue 52, Madison Club	215,000.00			215,000.00
10/11/2016	Madison at Avenue 52 raised median, TM33076-1	59,642.00	-	-	59,642.00
6/14/2019	Turn lane extension at Highway 111 & Costco Drive	3,644.22	-	-	3,644.22
6/30/2020	Traffic Signal at Madison Street at Avenue 54, CDA/Griffin Ranch	107,500.00	-	-	107,500.00
6/30/2021	Turn lane- right turn only at Adams Street at Auto Centre	171,574.00	-	-	171,574.00
	<b>Account No. 401-0000-22811</b>				<b>\$ 1,049,792.86</b>
<b>Total Unearned Revenue on Deposit</b>					
11/30/2009	Lions Gate project 1821 sidewalk and landscaping	16,798.30	-	-	16,798.30
1/31/2011	Toll Brothers, Avenue 50 & Verano Drive, TM 30357, Mt. View Country Club Traffic Signal Improvements	215,000.00			215,000.00
6/30/2015	Avenue 53 at Jefferson Street Roundabout	-	-	(580.85)	(580.85)
6/30/2015	Traffic Signal Avenue 50 & Orchard, Project 1757	99,075.26	-	-	99,075.26
2/24/2016	ACM LQ/Highway 111 & Simon Drive	2,788.50	-	-	2,788.50
2/24/2016	ACM LQ/Washington & Miles	8,460.00	-	-	8,460.00
6/30/2019	Dune Palms Road Widening Eminent Domain	14,360.86	5,521.46		19,882.32
	<b>Account No. 401-0000-22210</b>				<b>\$ 361,423.53</b>
<b>OVERALL TOTAL AVAILABLE</b>					<b>\$ 1,411,216.39</b>

[Click Here to Return to Agenda](#)



2022 BOARD OF DIRECTORS

PRESIDENT

Todd Hooks  
Agua Caliente Band of  
Cahuilla Indians

Immediate Past President

Deborah McGarrey  
Southern California Gas Company

December 14, 2022

1st VICE PRESIDENT

Tom Dubose  
Dubose Design Group, Inc.

City of La Quinta  
Claudia Martinez, Finance Director  
78-495 Calle Tampico  
La Quinta, CA 92253

SECRETARY/TREASURER

Pedro Rincon  
Osborne Rincon CPAs

VICE PRESIDENT

OF ASSOCIATES

Allan Levin  
Allan Levin & Associates

Dear Ms. Martinez,

CHIEF EXECUTIVE OFFICER

Gretchen Gutierrez

Thank you for providing the Desert Valleys Builders Association with the opportunity to review and comment on the City of La Quinta's 2021/22 Annual AB1600 Report.

DIRECTORS

Fred Bel/ 2022 PAC Chairman  
Nobell Energy Solutions

Brian Benedetti  
Brian Benedetti Construction

Mark Benedetti

Dede Callanan  
North American Title

Mario Gonzales  
GHA Companies

Joe Hayes  
First Bank

Jeremy Roos  
FreeVolt

Dave Lippert  
Lippert Construction, Inc

Paul Mahoney  
PMA Advertising

Bruce Maize  
Robert Green Company

Russ Martin  
Mission Springs Water  
District

Dan Olivier  
Nethery Mueller Olivier

Alan Pace/*Programs Chairman*  
Petra GeoSciences

Kevin Pillow  
AC Houston Lumber

John Powell, Jr.  
Coachella Valley Water District

Mike Rowe  
MSA Consulting

Phil Smith  
Sunrise Company

Alissa Vatter  
Fidelity National Title

Jeff Wattenbarger  
Wattenbarger Construction

The DVBA is satisfied that the City has met its annual reporting obligations pursuant to City Municipal Code and the Mitigation Fee Act.

Respectfully,

Gretchen Gutierrez  
Chief Executive Officer

34360 Gateway Drive • Palm Desert • CA 92211  
(760) 776-7001 office • (760) 776-7002 fax  
www.TheDVBA.org

[Click Here to Return to Agenda](#)

# City of La Quinta

CITY COUNCIL MEETING: December 20, 2022

## STAFF REPORT

---

**AGENDA TITLE:** RECEIVE AND FILE FISCAL YEAR 2021/22 ART IN PUBLIC PLACES ANNUAL REPORT

---

### **RECOMMENDATION**

Receive and file the Fiscal Year 2021/22 Art in Public Places Annual Report.

### **EXECUTIVE SUMMARY**

- Per the Municipal Code, the City must expend or commit fees from the Art in Public Places (APP) program within two years of receipt and monies collected must be accounted for in a separate fund.
- An annual review of administrative expenses is required. There were no administrative expenses for 2021/22.
- Attachment 1 presents the required analysis; the City has complied with the time limit for expenditure of fees and there are no findings to report.

**FISCAL IMPACT** – None

### **BACKGROUND/ANALYSIS**

The City's APP fund is governed by the Municipal Code. Annually, the City must demonstrate that it has complied with the following:

- A determination whether or not the fees have been committed for use within two years of collection. Fees may be used for:
  - ✓ Cost of public art and installation;
  - ✓ Cost to purchase or lease art sites;
  - ✓ Waterworks, landscaping, lighting and other objects, which are an integral part of the artwork;
  - ✓ Frames, mats, pedestals and other objects necessary for the proper presentation and installation of the artwork;
  - ✓ Walls, pools, landscaping or other architectural or landscape architectural elements necessary for the proper aesthetic and structural placement of the artwork;
  - ✓ Maintaining and repairing artwork;
  - ✓ Administrative expenses to otherwise implement the APP program;
  - ✓ Endowments; and
  - ✓ Art replacement.

- Review administrative expenses to ensure they were reasonably assessed to implement this program and that they do not exceed five percent of the total funds in the account on July 1 of any year or \$25,000 in any fiscal year.

If fees collected are not committed for the aforementioned uses, they are returned to the contributor. Staff analyzed APP fund revenues and expenditures, and no reimbursements are due to contributors. There were no administrative costs. During 2021/22, APP funds were used to purchase art pieces, paint art wall murals, and maintain and preserve art pieces as detailed in Attachment 1.

During 2021/22, the City installed an art mural called "Bird Song" created by Artist Nathan Frizzell. The mural is pictured to the right and is located at the Cultural Campus on Avenida Montezuma.

Each year this report is also provided to the Desert Valley Builders Association (DVBA), the Building Industry Association (BIA), and the Gas Company. The City received a letter of satisfaction from the DVBA (Attachment 2). To date, no other correspondence has been received regarding this report.

### **ALTERNATIVES**

As this report is a requirement of the Municipal Code, staff does not recommend an alternative.



Prepared by: Claudia Martinez, Finance Director

Approved by: Jon McMillen, City Manager

- Attachments:
1. Art in Public Places FY 2021/22 Annual Financial Report
  2. Desert Valley Builders Association Review

City of La Quinta  
 Art in Public Places (Fund 270)  
 FY 2021/22

The Art in Public Places fund is used to account for fees paid in lieu of acquisition, installation, replacement, maintenance and repair of approved art works at approved sites. The fees are refundable if not expended or committed within two years.

Account Description	Beginning Fund Balance at 7/1/2021	FY 21/22	Ending Fund Balance at 6/30/2022
Revenues & Other Sources:			
Developer fees		158,972	
Interest income		(19,141)	
Transfers In from the General Fund		50,000	
<b>Total Sources</b>		<b>\$ 189,831</b>	
Expenditures & Other Uses			
Art Purchases		53,253	
Maintenance of Public Art		54,817	
Project Administration			
Transfers Out for Construction Art Project		12,678	
<b>Total Uses</b>		<b>120,748</b>	
<b>Total Available</b>	<b>\$ 764,614</b>	<b>\$ 69,083</b>	<b>\$ 833,697</b>

<b>Two Year Test Using First In First Out Method</b>					
Summary of Funds	Beginning Fund Balance	Revenues Collected	Expenditures	Committed	Unspent
June 30, 2018	550,334	43,391	84,699	522,000	(12,974)
June 30, 2019	509,026	119,733	92,512	760,000	(223,753)
June 30, 2020	536,248	197,457	41,679	697,200	(5,174)
June 30, 2021	692,026	135,933	63,345	729,200	35,414
June 30, 2022	764,614	189,831	120,748	766,522	67,175
Total Revenue For Last Five Years		<b>\$ 686,345</b>	<b>\$ 402,983</b>		


Result : Two Year Spent or Committed Test Met. Future commitments for unspent funds are detailed below.

<b>Art in Public Places Expenses and Future Commitments</b>				
Capital Projects and Expenses	FY 21/22	Committed	% Complete*	% funded with fee
Sculpture Restorations and Maintenance	54,817	-	100%	100%
Acknowledgement Plaques and Signs	160	-	100%	100%
Bird Song art mural, By: Nathan Frizzell	16,592	-	100%	100%
Wheels of Fortune LQAC artwork, By: Justin Coopersmith	2,000	-	100%	100%
LQ Dip-N-Dots LQAC artwork, By: Johnny Ha	5,000	-	100%	100%
Maori metal sculpture art purchase, By: Josh Hirt	5,500	-	100%	100%
Gold Star Family Monument art purchase deposit, By: CJ Rench	24,000	-	100%	100%
111205 Dune Palms Bridge Improvements	-	193,965	13%	1%
151603 La Quinta Village Complete Streets	-	88,235	95%	1%
201608 SilverRock Event Space	12,678	302,322	96%	4%
201709 Jefferson/Avenue 53 Roundabout	-	5,000	10%	0.19%
FY 2022/23 Budget for Art Purchases and Maintenance	-	177,000	17%	100%
<b>Total</b>	<b>120,748</b>	<b>766,522</b>		

\* Percentage completed as of June 30, 2022

[Click Here to Return to Agenda](#)





**2022 BOARD OF DIRECTORS**

**PRESIDENT**

Todd Hooks  
Agua Caliente Band of  
Cahuilla Indians

**Immediate Past President**

Deborah McGarrey  
Southern California Gas Company

**1st VICE PRESIDENT**

Tom Dubose  
Dubose Design Group, Inc.

**SECRETARY/TREASURER**

Pedro Rincon  
Osborne Rincon CPAs

**VICE PRESIDENT**

**OF ASSOCIATES**

Allan Levin  
Allan Levin & Associates

**CHIEF EXECUTIVE OFFICER**

Gretchen Gutierrez

**DIRECTORS**

Fred Bell/*2022 PAC Chairman*  
Nobell Energy Solutions

Brian Benedetti  
Brian Benedetti Construction

Mark Benedetti

Dede Callanan  
North American Title

Mario Gonzales  
GHA Companies

Joe Hayes  
First Bank

Jeremy Roos  
FreeVolt

Dave Lippert  
Lippert Construction, Inc

Paul Mahoney  
PMA Advertising

Bruce Maize  
Robert Green Company

Russ Martin  
Mission Springs Water  
District

Dan Olivier  
Nethery Mueller Olivier

Alan Pace/*Programs Chairman*  
Petra GeoSciences

Kevin Pillow  
AC Houston Lumber

John Powell, Jr.  
Coachella Valley Water District

Mike Rowe  
MSA Consulting

Phil Smith  
Sunrise Company

Alissa Vatter  
Fidelity National Title

Jeff Wattenbarger  
Wattenbarger Construction

December 14, 2022

City of La Quinta  
Claudia Martinez, Finance Director  
78-495 Calle Tampico  
La Quinta, CA 92253

Dear Ms. Martinez,

Thank you for providing the Desert Valleys Builders Association with the opportunity to review and comment on the City of La Quinta's *2021/22 Annual Art in Public Places Fees*.

The DVBA is satisfied that the City has met its annual reporting obligations pursuant to City Municipal Code and the Mitigation Fee Act.

Respectfully,

Gretchen Gutierrez  
Chief Executive Officer

34360 Gateway Drive • Palm Desert • CA 92211  
(760) 776-7001 office • (760) 776-7002 fax  
www.TheDVBA.org

[Click Here to Return to Agenda](#)

# City of La Quinta

CITY COUNCIL MEETING: December 20, 2022

## STAFF REPORT

---

**AGENDA TITLE:** RECEIVE AND FILE REVENUE AND EXPENDITURE REPORT DATED JUNE 30, 2022

---

### **RECOMMENDATION**

Receive and file revenue and expenditure report dated June 30, 2022.

### **EXECUTIVE SUMMARY**

- The report summarizes the City's year-to-date (YTD) revenues and period expenditures for June 2022 (Attachment 1).
- These reports are also reviewed by the Financial Advisory Commission.

**FISCAL IMPACT** – None

### **BACKGROUND/ANALYSIS**

Below is a summary of the column headers used on the *Revenue and Expenditure Summary Reports*:

Original Total Budget – represents revenue and expenditure budgets the Council adopted in June 2021 for fiscal year 2021/22.

Current Total Budget – represents original adopted budgets plus any Council approved budget amendments from throughout the year, including carryovers from the prior FY.

Period Activity – represents actual revenues received and expenditures outlaid in the reporting month.

Fiscal Activity – represents actual revenues received and expenditures outlaid YTD.

Variance Favorable/(Unfavorable) - represents the dollar difference between YTD collections/expenditures and the current budgeted amount.

Percent Used – represents the percentage activity as compared to budget YTD.

<b>June Revenues</b>				<b>Comparison to Last Year</b>	
	<b>MTD</b>	<b>YTD</b>	<b>Percent of Budget</b>	<b>YTD</b>	<b>Percent of Budget</b>
General Fund (GF)	\$ 18,200,790	\$ 76,623,512	105.87%	\$ 70,305,823	121.88%
All Funds	\$ 22,790,284	\$ 132,456,657	76.90%	\$ 129,715,202	74.27%

<b>June Expenditures</b>				<b>Comparison to Last Year</b>	
	<b>MTD</b>	<b>YTD</b>	<b>Percent of Budget</b>	<b>YTD</b>	<b>Percent of Budget</b>
General Fund	\$ 16,607,410	\$ 51,834,255	58.28%	\$ 46,746,637	69.69%
Payroll (GF)	\$ 1,039,156	\$ 12,371,006	90.04%	\$ 10,258,875	89.01%
All Funds	\$ 8,988,243	\$ 87,780,792	44.74%	\$ 109,802,386	58.03%

**Top Five Revenue/Income Sources for June**

<b>General Fund</b>		<b>Non-General Fund</b>	
Fire Service Credit	\$ 6,861,086	County Government Revenue -Library/Museum	\$ 2,214,428
Measure G Sales Tax	\$ 4,066,553	Capital Improvement Program (CIP) Transfers In	\$ 1,073,617
Sales Tax	\$ 3,124,033	County Sales Tax (Measure A)	\$ 725,862
Transient Occupancy (Hotel) Tax	\$ 3,116,548	Developer Impact Fees- Transportation	\$ 509,544
Property Tax in Lieu of Vehicle Fees	\$ 2,307,838	Technology Support Internal Service Fund <sup>(1)</sup>	\$ 438,675

**Top Five Expenditures/Outlays for June**

<b>General Fund</b>		<b>Non-General Fund</b>	
Fire Service and Ladder Truck Q1-Q4	\$ 6,920,752	Capital Improvement Program (CIP) - Construction <sup>(3)</sup>	\$ 1,461,037
Sheriff Contract (April to June)	\$ 5,800,819	Annual Library Operations	\$ 1,052,228
Transfers Out	\$ 447,621	2021 Series Bond Interest	\$ 959,257
Liability Insurance & Claims <sup>(2)</sup>	\$ 132,250	Parks Depreciation Expense	\$ 496,933
Visit Greater Palm Springs	\$ 115,000	Transfers Out- Quimby Fund to CIP (X-park)	\$ 334,791

<sup>(1)</sup>Internal Service Funds are used to account for activities involved in rendering services to departments within the City; quarterly journal entries move revenue into these funds.

<sup>(2)</sup> These charges in the General Fund represent quarterly contributions to the Insurance Internal Service Fund.

<sup>(3)</sup> CIP Construction: SilverRock canal crossing; X-Park; misc. ADA improvements; landscape conversion.

The revenue report includes revenues and transfers into funds from other funds (income items). Revenues are not received uniformly throughout the year, resulting in peaks and valleys. For example, large property tax payments are usually received in December and May. Similarly, Redevelopment Property Tax Trust Fund payments are typically received in January and June. Any timing imbalance of revenue receipts versus expenditures is funded from the City's cash flow reserve.

The expenditure report includes expenditures and transfers out to other funds. Unlike revenues, expenditures are more likely to be consistent from month to month. However, large debt service payments or CIP expenditures can cause swings.

Prepared by: Rosemary Hallick, Financial Services Analyst  
 Approved by: Claudia Martinez, Finance Director

Attachment: 1. Revenue and Expenditure Report for June 30, 2022

**Revenue Summary**

Fund	Original Total Budget	Current Total Budget	Period Activity	Fiscal Activity	Variance Favorable (Unfavorable)	Percent Used
101 - GENERAL FUND	58,804,210	72,377,532	18,200,790	76,623,512	4,245,980	105.87%
105 - DISASTER RECOVERY FUND	0	4,993,504	-97,108	4,896,396	-97,108	98.06%
201 - GAS TAX FUND	1,965,880	1,965,880	307,187	1,939,733	-26,147	98.67%
202 - LIBRARY & MUSEUM FUND	2,850,700	2,851,900	1,959,569	2,900,945	49,045	101.72%
203 - PUBLIC SAFETY FUND (MEASU	5,000	5,000	-9,244	-7,550	-12,550	151.00%
210 - FEDERAL ASSISTANCE FUND	151,000	151,000	-2,851	-1,427	-152,427	0.94%
212 - SLESA (COPS) FUND	101,000	101,000	22,955	152,765	51,765	151.25%
215 - LIGHTING & LANDSCAPING FU	2,274,700	2,274,700	3,925	2,237,049	-37,651	98.34%
221 - AB 939 - CALRECYCLE FUND	70,000	125,120	55,248	115,665	-9,455	92.44%
223 - MEASURE A FUND	1,567,000	1,567,000	650,618	1,982,372	415,372	126.51%
224 - TUMF FUND	0	0	-859	-859	-859	0.00%
225 - INFRASTRUCTURE FUND	100	100	-563	-450	-550	450.30%
226 - EMERGENCY MANAGEMENT F	12,000	12,000	0	28,874	16,874	240.62%
227 - STATE HOMELAND SECURITY F	5,000	5,000	0	6,018	1,018	120.36%
230 - CASp FUND, AB 1379	19,200	19,200	-467	17,221	-1,979	89.69%
231 - SUCCESSOR AGCY PA 1 RORF	0	0	-628,203	19,484,467	19,484,467	0.00%
235 - SO COAST AIR QUALITY FUND	52,800	52,800	25,496	51,758	-1,042	98.03%
237 - SUCCESSOR AGCY PA 1 ADMIN	0	0	5,100	7,661	7,661	0.00%
241 - HOUSING AUTHORITY	871,400	1,666,400	-277,162	1,403,947	-262,453	84.25%
243 - RDA LOW-MOD HOUSING FUN	35,000	35,000	27,229	43,583	8,583	124.52%
247 - ECONOMIC DEVELOPMENT FL	30,000	30,000	-51,932	174,035	144,035	580.12%
249 - SA 2011 LOW/MOD BOND FUI	201,000	26,000	-16,268	8,177	-17,823	31.45%
250 - TRANSPORTATION DIF FUND	428,000	2,728,000	396,539	2,636,980	-91,020	96.66%
251 - PARKS & REC DIF FUND	351,000	851,000	327,349	1,020,577	169,577	119.93%
252 - CIVIC CENTER DIF FUND	152,000	602,000	139,361	627,911	25,911	104.30%
253 - LIBRARY DEVELOPMENT DIF	50,000	175,000	66,224	196,648	21,648	112.37%
254 - COMMUNITY & CULTURAL CEI	72,000	372,000	25,181	339,454	-32,546	91.25%
255 - STREET FACILITY DIF FUND	0	0	-1,400	32,497	32,497	0.00%
256 - PARK FACILITY DIF FUND	0	0	-175	-97	-97	0.00%
257 - FIRE PROTECTION DIF	66,000	191,000	53,037	212,043	21,043	111.02%
259 - MAINTENANCE FACILITIES DIF	26,000	136,000	25,173	133,080	-2,920	97.85%
270 - ART IN PUBLIC PLACES FUND	130,000	130,000	-13,153	189,831	59,831	146.02%
275 - LQ PUBLIC SAFETY OFFICER	2,600	2,600	-1,477	814	-1,786	31.31%
299 - INTEREST ALLOCATION FUND	0	0	-237,594	-23	-23	0.00%
310 - LQ FINANCE AUTHORITY DEBT	1,100	1,100	1,100	1,100	0	100.00%
401 - CAPITAL IMPROVEMENT PROC	9,894,806	68,538,921	1,158,258	6,797,335	-61,741,586	9.92%
405 - SA PA 1 CAPITAL IMPRV FUND	0	0	-11,139	-8,585	-8,585	0.00%
501 - FACILITY & FLEET REPLACEMEI	1,222,750	1,222,750	377,688	1,308,557	85,807	107.02%
502 - INFORMATION TECHNOLOGY	1,786,700	1,786,700	378,931	1,730,680	-56,020	96.86%
503 - PARK EQUIP & FACILITY FUND	400,000	400,000	-22,694	334,105	-65,895	83.53%
504 - INSURANCE FUND	1,010,800	1,010,800	240,509	998,495	-12,305	98.78%
601 - SILVERROCK RESORT	4,157,693	4,987,693	312,742	5,245,052	257,359	105.16%
602 - SILVERROCK GOLF RESERVE	67,000	67,000	-29,934	35,161	-31,839	52.48%
760 - SUPPLEMENTAL PENSION PLA	6,000	6,000	-2,596	2,882	-3,118	48.03%
761 - CERBT OPEB TRUST	80,000	80,000	-232,791	-257,076	-337,076	321.35%
762 - PARS PENSION TRUST	700,000	700,000	-332,316	-1,184,653	-1,884,653	169.24%
<b>Report Total:</b>	<b>89,620,439</b>	<b>172,247,700</b>	<b>22,790,284</b>	<b>132,456,657</b>	<b>-39,791,043</b>	<b>76.90%</b>

## Expenditure Summary

Fund	Original Total Budget	Current Total Budget	Period Activity	Fiscal Activity	Variance Favorable (Unfavorable)	Percent Used
101 - GENERAL FUND	55,162,726	88,940,648	16,607,410	51,834,255	37,106,393	58.28%
201 - GAS TAX FUND	2,007,500	2,984,683	237,416	1,485,438	1,499,246	49.77%
202 - LIBRARY & MUSEUM FUND	4,306,510	4,732,500	1,338,830	1,918,230	2,814,270	40.53%
203 - PUBLIC SAFETY FUND (MEASU	0	286,397	5,588	195,415	90,983	68.23%
210 - FEDERAL ASSISTANCE FUND	148,350	207,377	0	1,530	205,847	0.74%
212 - SLESA (COPS) FUND	100,000	100,000	10,511	40,837	59,163	40.84%
215 - LIGHTING & LANDSCAPING FU	2,257,400	2,257,400	289,770	2,108,145	149,255	93.39%
220 - QUIMBY FUND	0	1,180,635	334,791	713,669	466,967	60.45%
221 - AB 939 - CALRECYCLE FUND	150,000	205,120	53,600	109,742	95,378	53.50%
223 - MEASURE A FUND	1,220,500	2,614,501	89,398	441,372	2,173,129	16.88%
225 - INFRASTRUCTURE FUND	0	22,618	0	0	22,618	0.00%
226 - EMERGENCY MANAGEMENT F	12,000	12,000	0	9,750	2,250	81.25%
227 - STATE HOMELAND SECURITY F	5,000	5,000	4,896	4,896	104	97.92%
230 - CASp FUND, AB 1379	5,600	5,600	1,871	1,871	3,730	33.40%
231 - SUCCESSOR AGCY PA 1 RORF	0	0	-13,342,454	1,943,288	-1,943,288	0.00%
235 - SO COAST AIR QUALITY FUND	42,500	42,500	21,548	47,298	-4,798	111.29%
237 - SUCCESSOR AGCY PA 1 ADMIN	0	0	3,000	8,800	-8,800	0.00%
241 - HOUSING AUTHORITY	1,542,200	1,761,200	163,451	1,220,781	540,419	69.32%
243 - RDA LOW-MOD HOUSING FUN	250,000	250,000	50,000	50,700	199,300	20.28%
244 - HOUSING GRANTS (Multiple)	0	160,000	0	90,107	69,893	56.32%
247 - ECONOMIC DEVELOPMENT FL	21,500	71,500	80	66,843	4,657	93.49%
249 - SA 2011 LOW/MOD BOND FUI	20,000	8,650,545	25,035	8,656,075	-5,530	100.06%
250 - TRANSPORTATION DIF FUND	604,500	1,816,757	0	400,000	1,416,757	22.02%
253 - LIBRARY DEVELOPMENT DIF	30,000	30,000	11,112	11,112	18,888	37.04%
254 - COMMUNITY & CULTURAL CEI	125,000	125,000	0	0	125,000	0.00%
270 - ART IN PUBLIC PLACES FUND	127,000	782,700	24,775	120,748	661,952	15.43%
310 - LQ FINANCE AUTHORITY DEBT	1,100	1,100	1,100	1,100	0	100.00%
401 - CAPITAL IMPROVEMENT PROC	9,894,806	67,876,095	1,759,846	6,410,644	61,465,451	9.44%
405 - SA PA 1 CAPITAL IMPRV FUND	0	1,128,751	61,735	1,128,751	0	100.00%
501 - FACILITY & FLEET REPLACEMEI	1,222,750	1,736,214	-190,473	834,432	901,781	48.06%
502 - INFORMATION TECHNOLOGY	1,786,700	2,256,627	288,975	1,456,586	800,041	64.55%
503 - PARK EQUIP & FACILITY FUND	255,000	347,635	388,625	637,380	-289,745	183.35%
504 - INSURANCE FUND	936,800	936,800	2,071	921,615	15,185	98.38%
601 - SILVERROCK RESORT	4,161,262	4,570,262	740,653	4,805,446	-235,184	105.15%
602 - SILVERROCK GOLF RESERVE	0	30,000	0	30,000	0	100.00%
760 - SUPPLEMENTAL PENSION PLA	12,850	12,850	0	12,833	17	99.87%
761 - CERBT OPEB TRUST	1,500	1,500	400	1,722	-222	114.81%
762 - PARS PENSION TRUST	52,000	52,000	4,682	59,382	-7,382	114.20%
<b>Report Total:</b>	<b>86,463,054</b>	<b>196,194,516</b>	<b>8,988,243</b>	<b>87,780,792</b>	<b>108,413,724</b>	<b>44.74%</b>

[Click Here to Return to Agenda Fund Descriptions](#)

Fund #	Name	Notes
101	General Fund	The primary fund of the City used to account for all revenue and expenditures of the City; a broad range of municipal activities are provided through this fund.
201	Gas Tax Fund	Gasoline sales tax allocations received from the State which are restricted to street-related expenditures.
202	Library and Museum Fund	Revenues from property taxes and related expenditures for library and museum services.
203	Public Safety Fund	General Fund Measure G sales tax revenue set aside for public safety expenditures.
210	Federal Assistance Fund	Community Development Block Grant (CDBG) received from the federal government and the expenditures of those resources.
212	SLESF (COPS) Fund	Supplemental Law Enforcement Services Funds (SLESF) received from the State for law enforcement activities. Also known as Citizen's Option for Public Safety (COPS).
215	Lighting & Landscaping Fund	Special assessments levied on real property for city-wide lighting and landscape maintenance/improvements and the expenditures of those resources.
220	Quimby Fund	Developer fees received under the provisions of the Quimby Act for park development and improvements.
221	AB939 Fund/Cal Recycle	Franchise fees collected from the city waste hauler that are used to reduce waste sent to landfills through recycling efforts. Assembly Bill (AB) 939.
223	Measure A Fund	County sales tax allocations which are restricted to street-related expenditures.
224	TUMF Fund	Developer-paid Transportation Uniform Mitigation Fees (TUMF) utilized for traffic projects in Riverside County.
225	Infrastructure Fund	Developer fees for the acquisition, construction or improvement of the City's infrastructure as defined by Resolution
226	Emergency Mgmt. Performance Grant (EMPG)	Federal Emergency Management Agency (FEMA) grant for emergency preparedness.
227	State Homeland Security Programs (SHSP)	Federal Emergency Management Agency (FEMA) grant for emergency preparedness.
230	CASP Fund, AB1379 / SB1186	Certified Access Specialist (CASP) program fees for ADA Accessibility Improvements; derived from Business License renewals. Assembly Bill (AB) 1379 and Senate Bill (SB) 1186.
231	Successor Agency PA 1 RORF Fund	Successor Agency (SA) Project Area (PA) 1 Redevelopment Obligation Retirement Fund (RORF) for Redevelopment Property Tax Trust Fund (RPTTF) taxes received for debt service payments on recognized obligations of the former Redevelopment Agency (RDA).
235	SO Coast Air Quality Fund (AB2766, PM10)	Contributions from the South Coast Air Quality Management District. Uses are limited to the reduction and control of airborne pollutants. Assembly Bill (AB) 2766.
237	Successor Agency PA 1 Admin Fund	Successor Agency (SA) Project Area (PA) 1 for administration of the Recognized Obligation Payment Schedule (ROPS) associated with the former Redevelopment Agency (RDA).
241	Housing Authority	Activities of the Housing Authority which is to promote and provide quality affordable housing.
243	RDA Low-Moderate Housing Fund	Activities of the Housing Authority which is to promote and provide quality affordable housing. Accounts for RDA loan repayments (20% for Housing) and housing programs.
244	Housing Grants	Activities related Local Early Action Planning (LEAP) and SB2 grants for housing planning and development.
247	Economic Development Fund	Proceeds from sale of City-owned land; transferred from General Fund for future economic development.
249	SA 2011 Low/Mod Bond Fund	Successor Agency (SA) low/moderate housing fund; 2011 bonds refinanced in 2016.
250	Transportation DIF Fund	Developer impact fees collected for specific public improvements - transportation related.
251	Parks & Rec. DIF Fund	Developer impact fees collected for specific public improvements - parks and recreation.
252	Civic Center DIF Fund	Developer impact fees collected for specific public improvements - Civic Center.
253	Library Development DIF Fund	Developer impact fees collected for specific public improvements - library.
254	Community Center DIF Fund	Developer impact fees collected for specific public improvements - community center.
255	Street Facility DIF Fund	Developer impact fees collected for specific public improvements - streets.
256	Park Facility DIF Fund	Developer impact fees collected for specific public improvements - parks.
257	Fire Protection DIF Fund	Developer impact fees collected for specific public improvements - fire protection.
270	Art In Public Places Fund	Developer fees collected in lieu of art placement; utilized for acquisition, installation and maintenance of public artworks.
275	LQ Public Safety Officer Fund	Annual transfer in from General Fund; distributed to public safety officers disabled or killed in the line of duty.
299	Interest Allocation Fund	Interest earned on investments.
310	LQ Finance Authority Debt Service Fund	Accounted for the debt service the Financing Authority's outstanding debt and any related reporting requirements. This bond was fully paid in October 2018.
401	Capital Improvement Program Fund	Planning, design, and construction of various capital projects throughout the City.
405	SA PA 1 Capital Improvement Fund	Successor Agency (SA) Project Area (PA) 1 bond proceeds restricted by the bond indenture covenants. Used for SilverRock infrastructure improvements.
501	Equipment Replacement Fund	Internal Service Fund for vehicles, heavy equipment, and related facilities.
502	Information Technology Fund	Internal Service Fund for computer hardware and software and phone systems.
503	Park Equipment & Facility Fund	Internal Service Fund for park equipment and facilities.
504	Insurance Fund	Internal Service Fund for city-wide insurance coverages.
601	SilverRock Resort Fund	Enterprise Fund for activities of the city-owned golf course.
602	SilverRock Golf Reserve Fund	Enterprise Fund for golf course reserves for capital improvements.
760	Supplemental Pension Plan (PARS Account)	Supplemental pension savings plan for excess retiree benefits to general employees of the City.
761	Other Post Benefit Obligation Trust (OPEB)	For retiree medical benefits and unfunded liabilities.
762	Pension Trust Benefit (PARS Account)	For all pension-related benefits and unfunded liabilities.

[Click Here to Return to Agenda](#)



# City of La Quinta

CITY COUNCIL MEETING: December 20, 2022

## STAFF REPORT

---

**AGENDA TITLE:** RECEIVE AND FILE REVENUE AND EXPENDITURE REPORT DATED SEPTEMBER 30, 2022

---

### RECOMMENDATION

Receive and file revenue and expenditure report dated September 30, 2022.

### EXECUTIVE SUMMARY

- The report summarizes the City's year-to-date (YTD) revenues and period expenditures for September 2022 (Attachment 1).
- These reports are also reviewed by the Financial Advisory Commission.

**FISCAL IMPACT** – None

### BACKGROUND/ANALYSIS

Below is a summary of the column headers used on the *Revenue and Expenditure Summary Reports*:

Original Total Budget – represents revenue and expenditure budgets the Council adopted in June 2022 for fiscal year 2022/23.

Current Total Budget – represents original adopted budgets plus any Council approved budget amendments from throughout the year. The 2021/22 operating and Capital Improvement Project carryovers to 2022/23 will be processed after the year-end audit is completed.

Period Activity – represents actual revenues received and expenditures outlaid in the reporting month.

Fiscal Activity – represents actual revenues received and expenditures outlaid YTD.

Variance Favorable/(Unfavorable) - represents the dollar difference between YTD collections/expenditures and the current budgeted amount.

Percent Used – represents the percentage activity as compared to budget YTD.

September 2022 Revenues				Comparison to Last Year	
	MTD	YTD	Percent of Budget	YTD	Percent of Budget
General Fund (GF)	\$ 3,463,984	\$ 5,367,402	7.86%	\$ 5,317,808	9.04%
All Funds	\$ 5,276,829	\$ 13,780,162	12.39%	\$ 9,500,410	10.60%

September 2022 Expenditures				Comparison to Last Year	
	MTD	YTD	Percent of Budget	YTD	Percent of Budget
General Fund	\$ 4,092,168	\$ 7,198,064	11.13%	\$ 5,844,903	10.60%
Payroll (GF)	\$ 1,075,287	\$ 3,398,769	24.63%	\$ 2,761,194	24.37%
All Funds	\$ 22,010,693	\$ 28,883,586	28.07%	\$ 10,282,229	11.89%

**Top Five Revenue/Income Sources for September**

General Fund		Non-General Fund	
Measure G Sales Tax	\$ 1,100,441	Technology Support Internal Service Fund <sup>(1)</sup>	\$ 556,677
Sales Tax	\$ 899,897	Facility & Fleet Internal Service Fund <sup>(1)</sup>	\$ 416,000
Transient Occupancy (Hotel) Tax	\$ 578,166	Allocated Interest	\$ 306,889
CSA 152 Assessments	\$ 275,816	Insurance Internal Service Fund <sup>(1)</sup>	\$ 255,000
Document Transfer Tax	\$ 86,957	Gas Tax	\$ 161,182

**Top Five Expenditures/Outlays for September**

General Fund		Non-General Fund	
Sheriff Contract (July)	\$ 1,204,205	Debt Service Payments- Successor Agency Bonds <sup>(3)</sup>	\$ 14,973,153
Visit Greater Palm Springs	\$ 176,040	Capital Improvement Program (CIP) - Construction <sup>(4)</sup>	\$ 1,040,429
Liability Insurance & Claims <sup>(2)</sup>	\$ 132,250	Developer Reimbursements	\$ 400,000
Parks Landscape Maintenance	\$ 121,608	SilverRock Maintenance	\$ 227,919
Park Equipment Maintenance <sup>(2)</sup>	\$ 112,500	Facility & Fleet Internal Service Fund <sup>(2)</sup>	\$ 140,475

<sup>(1)</sup>Internal Service Funds are used to account for activities involved in rendering services to departments within the City; quarterly journal entries move revenue into these funds.

<sup>(2)</sup>These charges in the represent quarterly contributions to the Internal Service Funds.

<sup>(4)</sup>Interest and principal payments for redevelopment bonds, funded by dedicated Redevelopment Property Tax Trust Fund (RPTTF) revenue.

<sup>(3)</sup>CIP Construction: X-Park and Topaz landscaping; Jefferson/Ave. 53 roundabout

The revenue report includes revenues and transfers into funds from other funds (income items). Revenues are not received uniformly throughout the year, resulting in peaks and valleys. For example, large property tax payments are usually received in December and May. Similarly, Redevelopment Property Tax Trust Fund payments are typically received in January and June. Any timing imbalance of revenue receipts versus expenditures is funded from the City's cash flow reserve.

The expenditure report includes expenditures and transfers out to other funds. Unlike revenues, expenditures are more likely to be consistent from month to month. However, large debt service payments or CIP expenditures can cause swings.

Prepared by: Rosemary Hallick, Financial Services Analyst

Approved by: Claudia Martinez, Finance Director

Attachment: 1. Revenue and Expenditure Report for September 30, 2022

Revenue Summary

Fund	Original Total Budget	Current Total Budget	Period Activity	Fiscal Activity	Variance Favorable (Unfavorable)	Percent Used
101 - GENERAL FUND	68,321,100	68,321,100	3,463,984	5,367,402	-62,953,698	7.86%
105 - DISASTER RECOVERY FUND	5,003,505	5,003,505	0	4,990,403	-13,102	99.74%
201 - GAS TAX FUND	2,691,011	2,691,011	161,182	249,306	-2,441,705	9.26%
202 - LIBRARY & MUSEUM FUND	2,867,000	2,867,000	199	-5,026	-2,872,026	0.18%
203 - PUBLIC SAFETY FUND (MEASU	2,000	2,000	0	-157	-2,157	7.83%
210 - FEDERAL ASSISTANCE FUND	156,000	156,000	0	-1	-156,001	0.00%
212 - SLESA (COPS) FUND	101,000	101,000	0	-240	-101,240	0.24%
215 - LIGHTING & LANDSCAPING FU	2,483,300	2,483,300	0	-433	-2,483,733	0.02%
220 - QUIMBY FUND	25,000	25,000	0	0	-25,000	0.00%
221 - AB 939 - CALRECYCLE FUND	64,000	64,000	3,564	6,230	-57,770	9.73%
223 - MEASURE A FUND	1,875,000	1,875,000	155,271	152,595	-1,722,405	8.14%
225 - INFRASTRUCTURE FUND	0	0	0	-12	-12	0.00%
226 - EMERGENCY MANAGEMENT F	12,100	12,100	0	0	-12,100	0.00%
227 - STATE HOMELAND SECURITY F	5,000	5,000	4,896	4,896	-104	97.92%
230 - CASp FUND, AB 1379	20,200	20,200	1,678	4,447	-15,753	22.02%
231 - SUCCESSOR AGCY PA 1 RORF	0	0	4,581	4,581	4,581	0.00%
235 - SO COAST AIR QUALITY FUND	54,400	54,400	0	-28	-54,428	0.05%
237 - SUCCESSOR AGCY PA 1 ADMIN	0	0	0	-116	-116	0.00%
241 - HOUSING AUTHORITY	1,451,500	1,451,500	202,004	409,895	-1,041,605	28.24%
243 - RDA LOW-MOD HOUSING FUN	20,000	20,000	0	-2,155	-22,155	10.77%
247 - ECONOMIC DEVELOPMENT FL	15,000	15,000	5,792	3,798	-11,202	25.32%
249 - SA 2011 LOW/MOD BOND FUI	25,000	25,000	6,867	6,323	-18,677	25.29%
250 - TRANSPORTATION DIF FUND	1,020,000	1,020,000	56,126	322,633	-697,367	31.63%
251 - PARKS & REC DIF FUND	501,000	501,000	29,484	163,837	-337,163	32.70%
252 - CIVIC CENTER DIF FUND	301,000	301,000	17,220	96,296	-204,704	31.99%
253 - LIBRARY DEVELOPMENT DIF	75,000	75,000	5,558	30,966	-44,034	41.29%
254 - COMMUNITY & CULTURAL CEI	152,000	152,000	13,384	74,163	-77,837	48.79%
255 - STREET FACILITY DIF FUND	10,000	10,000	0	-48	-10,048	0.48%
256 - PARK FACILITY DIF FUND	0	0	0	-4	-4	0.00%
257 - FIRE PROTECTION DIF	101,000	101,000	5,166	28,819	-72,181	28.53%
259 - MAINTENANCE FACILITIES DIF	75,500	75,500	4,382	25,026	-50,474	33.15%
270 - ART IN PUBLIC PLACES FUND	153,000	153,000	4,633	13,749	-139,251	8.99%
275 - LQ PUBLIC SAFETY OFFICER	2,200	2,200	0	-32	-2,232	1.45%
299 - INTEREST ALLOCATION FUND	0	0	306,889	723,043	723,043	0.00%
310 - LQ FINANCE AUTHORITY DEBT	1,100	1,100	0	0	-1,100	0.00%
401 - CAPITAL IMPROVEMENT PROC	13,136,811	13,136,811	0	0	-13,136,811	0.00%
405 - SA PA 1 CAPITAL IMPRV FUND	1,000	1,000	0	-4	-1,004	0.38%
501 - FACILITY & FLEET REPLACEMEI	1,685,000	1,685,000	416,000	413,776	-1,271,224	24.56%
502 - INFORMATION TECHNOLOGY	2,256,708	2,256,708	558,887	561,864	-1,694,844	24.90%
503 - PARK EQUIP & FACILITY FUND	470,000	470,000	112,500	110,115	-359,885	23.43%
504 - INSURANCE FUND	1,020,400	1,020,400	255,000	254,727	-765,673	24.96%
601 - SILVERROCK RESORT	4,865,453	4,865,453	142,483	351,810	-4,513,643	7.23%
602 - SILVERROCK GOLF RESERVE	79,000	79,000	0	-344	-79,344	0.44%
760 - SUPPLEMENTAL PENSION PLA	5,500	5,500	0	-54	-5,554	0.98%
761 - CERBT OPEB TRUST	10,000	10,000	-131,500	-131,500	-141,500	1,315.00%
762 - PARS PENSION TRUST	100,000	100,000	-529,400	-450,386	-550,386	450.39%
<b>Report Total:</b>	<b>111,213,788</b>	<b>111,213,788</b>	<b>5,276,829</b>	<b>13,780,162</b>	<b>-97,433,626</b>	<b>12.39%</b>

Accounts are subject to adjusting entries and audit. The City's Annual Comprehensive Financial Report published annually in December, is the best resource for all final audited numbers.

### Expenditure Summary

Fund	Original Total Budget	Current Total Budget	Period Activity	Fiscal Activity	Variance Favorable (Unfavorable)	Percent Used
101 - GENERAL FUND	64,651,274	64,651,274	4,092,168	7,198,064	57,453,210	11.13%
201 - GAS TAX FUND	2,687,351	2,687,351	233,077	318,228	2,369,123	11.84%
202 - LIBRARY & MUSEUM FUND	1,909,146	1,909,146	72,866	117,845	1,791,301	6.17%
210 - FEDERAL ASSISTANCE FUND	152,600	152,600	0	0	152,600	0.00%
212 - SLESA (COPS) FUND	100,000	100,000	4,999	4,999	95,001	5.00%
215 - LIGHTING & LANDSCAPING FU	2,465,376	2,465,376	253,310	418,887	2,046,489	16.99%
221 - AB 939 - CALRECYCLE FUND	150,000	150,000	23,735	46,032	103,968	30.69%
223 - MEASURE A FUND	3,882,000	3,882,000	0	33,703	3,848,297	0.87%
226 - EMERGENCY MANAGEMENT F	12,000	12,000	0	9,750	2,250	81.25%
227 - STATE HOMELAND SECURITY F	5,000	5,000	4,312	4,312	688	86.25%
230 - CASp FUND, AB 1379	5,500	5,500	0	0	5,500	0.00%
231 - SUCCESSOR AGCY PA 1 RORF	0	0	14,973,153	14,973,153	-14,973,153	0.00%
235 - SO COAST AIR QUALITY FUND	46,500	46,500	605	1,371	45,129	2.95%
237 - SUCCESSOR AGCY PA 1 ADMIN	0	0	0	1,600	-1,600	0.00%
241 - HOUSING AUTHORITY	1,712,670	1,712,670	170,798	359,648	1,353,022	21.00%
243 - RDA LOW-MOD HOUSING FUN	250,000	250,000	5,000	255,000	-5,000	102.00%
244 - HOUSING GRANTS (Multiple)	0	0	0	96,157	-96,157	0.00%
247 - ECONOMIC DEVELOPMENT FL	21,500	21,500	0	0	21,500	0.00%
249 - SA 2011 LOW/MOD BOND FUI	20,000	20,000	1,605	1,605	18,395	8.03%
250 - TRANSPORTATION DIF FUND	500,000	500,000	400,000	400,000	100,000	80.00%
251 - PARKS & REC DIF FUND	500,000	500,000	0	0	500,000	0.00%
252 - CIVIC CENTER DIF FUND	250,000	250,000	0	0	250,000	0.00%
253 - LIBRARY DEVELOPMENT DIF	15,000	15,000	0	0	15,000	0.00%
270 - ART IN PUBLIC PLACES FUND	177,000	177,000	500	13,166	163,834	7.44%
310 - LQ FINANCE AUTHORITY DEBT	1,100	1,100	0	0	1,100	0.00%
401 - CAPITAL IMPROVEMENT PROC	13,136,811	13,136,811	1,109,981	1,773,529	11,363,282	13.50%
501 - FACILITY & FLEET REPLACEMEI	1,608,750	1,608,750	132,960	395,758	1,212,992	24.60%
502 - INFORMATION TECHNOLOGY	2,258,054	2,258,054	81,991	558,814	1,699,240	24.75%
503 - PARK EQUIP & FACILITY FUND	545,000	545,000	78,926	79,201	465,799	14.53%
504 - INSURANCE FUND	984,100	984,100	571	891,183	92,917	90.56%
601 - SILVERROCK RESORT	4,782,135	4,782,135	365,204	904,641	3,877,494	18.92%
760 - SUPPLEMENTAL PENSION PLA	12,850	12,850	0	12,833	17	99.87%
761 - CERBT OPEB TRUST	1,500	1,500	390	390	1,110	25.98%
762 - PARS PENSION TRUST	55,000	55,000	4,542	13,715	41,285	24.94%
<b>Report Total:</b>	<b>102,898,217</b>	<b>102,898,217</b>	<b>22,010,693</b>	<b>28,883,586</b>	<b>74,014,631</b>	<b>28.07%</b>

Accounts are subject to adjusting entries and audit. The City's Annual Comprehensive Financial Report published annually in December, is the best resource for all final audited numbers.

[Click Here to Return to Agenda Fund Descriptions](#)

Fund #	Name	Notes
101	General Fund	The primary fund of the City used to account for all revenue and expenditures of the City; a broad range of municipal activities are provided through this fund.
201	Gas Tax Fund	Gasoline sales tax allocations received from the State which are restricted to street-related expenditures.
202	Library and Museum Fund	Revenues from property taxes and related expenditures for library and museum services.
203	Public Safety Fund	General Fund Measure G sales tax revenue set aside for public safety expenditures.
210	Federal Assistance Fund	Community Development Block Grant (CDBG) received from the federal government and the expenditures of those resources.
212	SLESF (COPS) Fund	Supplemental Law Enforcement Services Funds (SLESF) received from the State for law enforcement activities. Also known as Citizen's Option for Public Safety (COPS).
215	Lighting & Landscaping Fund	Special assessments levied on real property for city-wide lighting and landscape maintenance/improvements and the expenditures of those resources.
220	Quimby Fund	Developer fees received under the provisions of the Quimby Act for park development and improvements.
221	AB939 Fund/Cal Recycle	Franchise fees collected from the city waste hauler that are used to reduce waste sent to landfills through recycling efforts. Assembly Bill (AB) 939.
223	Measure A Fund	County sales tax allocations which are restricted to street-related expenditures.
224	TUMF Fund	Developer-paid Transportation Uniform Mitigation Fees (TUMF) utilized for traffic projects in Riverside County.
225	Infrastructure Fund	Developer fees for the acquisition, construction or improvement of the City's infrastructure as defined by Resolution
226	Emergency Mgmt. Performance Grant (EMPG)	Federal Emergency Management Agency (FEMA) grant for emergency preparedness.
227	State Homeland Security Programs (SHSP)	Federal Emergency Management Agency (FEMA) grant for emergency preparedness.
230	CASP Fund, AB1379 / SB1186	Certified Access Specialist (CASp) program fees for ADA Accessibility Improvements; derived from Business License renewals. Assembly Bill (AB) 1379 and Senate Bill (SB) 1186.
231	Successor Agency PA 1 RORF Fund	Successor Agency (SA) Project Area (PA) 1 Redevelopment Obligation Retirement Fund (RORF) for Redevelopment Property Tax Trust Fund (RPTTF) taxes received for debt service payments on recognized obligations of the former Redevelopment Agency (RDA).
235	SO Coast Air Quality Fund (AB2766, PM10)	Contributions from the South Coast Air Quality Management District. Uses are limited to the reduction and control of airborne pollutants. Assembly Bill (AB) 2766.
237	Successor Agency PA 1 Admin Fund	Successor Agency (SA) Project Area (PA) 1 for administration of the Recognized Obligation Payment Schedule (ROPS) associated with the former Redevelopment Agency (RDA).
241	Housing Authority	Activities of the Housing Authority which is to promote and provide quality affordable housing.
243	RDA Low-Moderate Housing Fund	Activities of the Housing Authority which is to promote and provide quality affordable housing. Accounts for RDA loan repayments (20% for Housing) and housing programs.
244	Housing Grants	Activities related Local Early Action Planning (LEAP) and SB2 grants for housing planning and development.
247	Economic Development Fund	Proceeds from sale of City-owned land; transferred from General Fund for future economic development.
249	SA 2011 Low/Mod Bond Fund	Successor Agency (SA) low/moderate housing fund; 2011 bonds refinanced in 2016.
250	Transportation DIF Fund	Developer impact fees collected for specific public improvements - transportation related.
251	Parks & Rec. DIF Fund	Developer impact fees collected for specific public improvements - parks and recreation.
252	Civic Center DIF Fund	Developer impact fees collected for specific public improvements - Civic Center.
253	Library Development DIF Fund	Developer impact fees collected for specific public improvements - library.
254	Community Center DIF Fund	Developer impact fees collected for specific public improvements - community center.
255	Street Facility DIF Fund	Developer impact fees collected for specific public improvements - streets.
256	Park Facility DIF Fund	Developer impact fees collected for specific public improvements - parks.
257	Fire Protection DIF Fund	Developer impact fees collected for specific public improvements - fire protection.
270	Art In Public Places Fund	Developer fees collected in lieu of art placement; utilized for acquisition, installation and maintenance of public artworks.
275	LQ Public Safety Officer Fund	Annual transfer in from General Fund; distributed to public safety officers disabled or killed in the line of duty.
299	Interest Allocation Fund	Interest earned on investments.
310	LQ Finance Authority Debt Service Fund	Accounted for the debt service the Financing Authority's outstanding debt and any related reporting requirements. This bond was fully paid in October 2018.
401	Capital Improvement Program Fund	Planning, design, and construction of various capital projects throughout the City.
405	SA PA 1 Capital Improvement Fund	Successor Agency (SA) Project Area (PA) 1 bond proceeds restricted by the bond indenture covenants. Used for SilverRock infrastructure improvements.
501	Equipment Replacement Fund	Internal Service Fund for vehicles, heavy equipment, and related facilities.
502	Information Technology Fund	Internal Service Fund for computer hardware and software and phone systems.
503	Park Equipment & Facility Fund	Internal Service Fund for park equipment and facilities.
504	Insurance Fund	Internal Service Fund for city-wide insurance coverages.
601	SilverRock Resort Fund	Enterprise Fund for activities of the city-owned golf course.
602	SilverRock Golf Reserve Fund	Enterprise Fund for golf course reserves for capital improvements.
760	Supplemental Pension Plan (PARS Account)	Supplemental pension savings plan for excess retiree benefits to general employees of the City.
761	Other Post Benefit Obligation Trust (OPEB)	For retiree medical benefits and unfunded liabilities.
762	Pension Trust Benefit (PARS Account)	For all pension-related benefits and unfunded liabilities.

[Click Here to Return to Agenda](#)

# City of La Quinta

CITY COUNCIL MEETING: December 20, 2022

## STAFF REPORT

**AGENDA TITLE:** RECEIVE AND FILE FIRST QUARTER FISCAL YEAR 2022/23 TREASURY REPORTS FOR JULY, AUGUST, SEPTEMBER 2022

### RECOMMENDATION

Receive and file the first quarter fiscal year 2022/23 Treasury Reports for July, August, September 2022.

### BACKGROUND/ANALYSIS

#### **Commentary and Summary of Significant Activity**

The total book value of the portfolio decreased \$16.5 million, from \$222.5 million at the end of June to \$206.0 million at the end of September. A decrease of \$15.0 million was due to the payment of Successor Agency debt service obligations that are paid in August. The remainder of the decrease reflects operational activity throughout the quarter. The portfolio is within policy limits for investment types and total allocation by type (see chart below), and is also within policy guidelines for investment ratings.

<b><u>Portfolio Allocations</u></b>				
<b>Investment Type</b>	<b>July</b>	<b>August</b>	<b>September</b>	<b>Max Allowed</b>
Bank Accounts	2.93%	5.34%	2.35%	100%
Local Agency Investment Fund (LAIF) City	14.50%	12.87%	13.95%	(1)
Local Agency Investment Fund (LAIF) Housing	0.89%	0.90%	0.98%	(1)(2)
Money Market Pool Accounts-CAMP	14.58%	8.05%	8.74%	20%
Federal Agency Coupons	17.51%	17.70%	19.19%	100%
Treasury Coupons	28.88%	27.85%	32.32%	100%
Certificates of Deposit (CD's)	14.44%	14.38%	16.07%	30%
Corporate Notes	0.82%	0.83%	0.90%	30%
Money Market with Fiscal Agent	0.00%	6.71%	0.00%	(2)
CERBT- OPEB Trust	0.79%	0.80%	0.81%	(3)
PARS Pension Trust	4.65%	4.57%	4.70%	(3)
<b>Total</b>	<b>100%</b>	<b>100%</b>	<b>100%</b>	

(1) LAIF is subject to maximum dollar amount not a percentage of the portfolio  
 (2) Funds held by fiscal agent and the LAIF Housing funds are governed by bond indentures and not subject to City Investment Policy  
 (3) OPEB and pension trusts are fiduciary accounts and not subject to City Investment Policy

The fiscal year annual effective rate of return is 1.30% as of September, which reflects a 51 basis point (bps) increase since June. City staff is evaluating liquidity needs and reinvesting money in short-term United States treasuries and the California Asset Management Program (CAMP) which are yielding more than the Local Agency Investment Fund (LAIF).

	<b>Total Earnings</b>	<b>Average Days to Maturity</b>	<b>Effective Rate of Return YTD</b>
<b>July</b>	\$ 216,625	439	1.14%
<b>August</b>	\$ 242,859	444	1.22%
<b>September</b>	\$ 264,985	496	1.30%
<b>Quarter 1</b>	<b>\$ 724,469</b>	<b>460</b>	<b>1.22%</b>

Throughout the quarter, two agency bonds, five treasuries and four CDs matured; two agency bonds, seven treasuries, and seven CDs were purchased. There were no sales or calls. Maturities and purchases are listed in detail in the attached reports.

Other Notes

Money market funds with the fiscal agent are bond proceeds subject to bond indentures, not the City’s investment policy. Successor Agency (SA) funds cannot be invested long-term; therefore SA funds are only invested in LAIF.

Looking Ahead


The Treasurer follows a “buy and hold” Investment Policy, unless it is fiscally advantageous to actively trade outside of maturity dates. In the short term, the Treasurer will invest in CAMP and LAIF as needed. Longer term investments may include Government Sponsored Enterprise (agencies) securities, U.S. Treasuries, Corporate Notes, and Negotiable Certificates of Deposits. All investments recognize both immediate and long-term cash flow needs, and there is sufficient liquidity in the portfolio to meet expenditure requirements for the next six months.

**ALTERNATIVES** - None

Prepared by: Rosemary Hallick, Financial Services Analyst  
 Approved by: Claudia Martinez, Finance Director/City Treasurer

Attachment: 1. Treasurer’s Report for July 1, 2022 to September 30, 2022





GEM of the DESERT

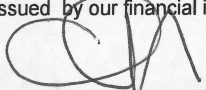
**City of La Quinta  
Portfolio Management  
Portfolio Summary  
July 31, 2022**

City of La Quinta

<b>Investments</b>	<b>Par Value</b>	<b>Market Value</b>	<b>Book Value</b>	<b>% of Portfolio</b>	<b>Term</b>	<b>Days to Maturity</b>	<b>YTM 365 Equiv.</b>
Bank Accounts	6,622,737.73	6,622,737.73	6,622,737.73	2.93	1	1	0.000
Local Agency Investment Fund-City	32,728,722.48	32,308,807.14	32,728,722.48	14.50	1	1	1.090
Local Agency Invstmnt Fund-Housing	2,018,767.39	1,992,886.54	2,018,767.39	0.89	1	1	1.090
Money Market Accounts - CAMP	32,915,647.76	32,915,647.76	32,915,647.76	14.58	1	1	1.640
Federal Agency Coupon Securities	39,750,000.00	37,730,680.50	39,534,153.90	17.51	1,574	1,057	1.206
Treasury Coupon Securities	65,750,000.00	64,443,135.00	65,213,358.27	28.88	619	470	1.616
Certificate of Deposits	32,594,000.00	31,687,117.92	32,593,377.50	14.44	1,656	784	1.917
Corporate Notes	1,900,000.00	1,855,233.00	1,857,560.00	0.82	1,578	510	2.287
Money Market with Fiscal Agent	26.01	26.01	26.01	0.00	1	1	0.000
CERBT - OPEB Trust	1,792,152.96	1,792,152.96	1,792,152.96	0.79	1	1	0.000
PARS Pension Trust	10,510,266.30	10,510,266.30	10,510,266.30	4.65	1	1	0.000
	<b>226,582,320.63</b>	<b>221,858,690.86</b>	<b>225,786,770.30</b>	<b>100.00%</b>	<b>707</b>	<b>439</b>	<b>1.380</b>

<b>Total Earnings</b>	<b>July 31 Month Ending</b>	<b>Fiscal Year To Date</b>
Current Year	216,624.61	216,624.61
<b>Average Daily Balance</b>	<b>223,372,590.83</b>	<b>223,372,590.83</b>
<b>Effective Rate of Return</b>	<b>1.14%</b>	<b>1.14%</b>

I certify that this report accurately reflects all pooled investments and is in compliance with the California Government Code and the City Investment Policy. As Treasurer of the City of La Quinta, I hereby certify that sufficient investment liquidity and anticipated revenues are available to meet the City's expenditure requirements for the next six months. The City of La Quinta used the monthly account statements issued by our financial institutions to determine the fair market value of investments at month end.

  
 \_\_\_\_\_ 12/8/22  
 Claudia Martinez, Finance Director/City Treasurer

Reporting period 07/01/2022-07/31/2022

Run Date: 12/07/2022 - 15:29

Portfolio CITY  
 CP  
 PM (PRF\_PM1) 7.3.0  
 Report Ver. 7.3.6.1

**City of La Quinta  
Portfolio Management  
Portfolio Details - Investments  
July 31, 2022**

CUSIP	Investment #	Issuer	Average Balance	Purchase Date	Par Value	Market Value	Book Value	Stated Rate	Days to Term	YTM 365	Maturity Date
<b>Bank Accounts</b>											
SYS1293	1293	Bank of New York		09/01/2020	2,337,762.00	2,337,762.00	2,337,762.00		1	1	0.000
059731851	1228	Bank of the West		08/20/2019	3,264,587.10	3,264,587.10	3,264,587.10		1	1	0.000
SYS1059	1059	City Petty Cash		07/01/2016	3,300.00	3,300.00	3,300.00		1	1	0.000
SYS1318	1318	Dune Palms Mobile Estates		03/09/2021	613,712.88*	613,712.88	613,712.88		1	1	0.000
SYS1062	1062	La Quinta Palms Realty		07/01/2016	403,375.75	403,375.75	403,375.75		1	1	0.000
*DPME ending balance for June \$597,351.67											
<b>Subtotal and Average</b>			<b>9,168,022.74</b>		<b>6,622,737.73</b>	<b>6,622,737.73</b>	<b>6,622,737.73</b>		<b>1</b>	<b>1</b>	<b>0.000</b>
<b>Local Agency Investment Fund-City</b>											
98-33-434	1055	Local Agency Inv Fund			32,728,722.48	32,308,807.14	32,728,722.48	1.090	1	1	1.090
<b>Subtotal and Average</b>			<b>32,677,739.71</b>		<b>32,728,722.48</b>	<b>32,308,807.14</b>	<b>32,728,722.48</b>		<b>1</b>	<b>1</b>	<b>1.090</b>
<b>Local Agency Invstmnt Fund-Housing</b>											
25-33-005	1113	Local Agency Inv Fund			2,018,767.39	1,992,886.54	2,018,767.39	1.090	1	1	1.090
<b>Subtotal and Average</b>			<b>2,014,910.88</b>		<b>2,018,767.39</b>	<b>1,992,886.54</b>	<b>2,018,767.39</b>		<b>1</b>	<b>1</b>	<b>1.090</b>
<b>Money Market Accounts - CAMP</b>											
SYS1153	1153	California Asset Management Pr		09/26/2018	32,915,647.76	32,915,647.76	32,915,647.76	1.640	1	1	1.640
<b>Subtotal and Average</b>			<b>28,522,163.19</b>		<b>32,915,647.76</b>	<b>32,915,647.76</b>	<b>32,915,647.76</b>		<b>1</b>	<b>1</b>	<b>1.640</b>
<b>Federal Agency Coupon Securities</b>											
3135G0W33	1233	Federal National Mtg Assn		10/29/2019	1,000,000.00	999,180.00	992,100.00	1.375	1,043	36	1.659 09/06/2022
3133EGWJ0	1247	Federal Farm Credit Bank		02/05/2020	1,000,000.00	998,620.00	999,217.36	1.400	967	59	1.430 09/29/2022
3133EKQP4	1198	Federal Farm Credit Bank		06/20/2019	500,000.00	498,700.00	499,500.00	1.875	1,271	133	1.905 12/12/2022
3133ENBT6	1348	Federal Farm Credit Bank		12/07/2021	1,000,000.00	987,250.00	998,530.00	0.180	414	177	0.310 01/25/2023
3133EMX64	1340	Federal Farm Credit Bank		10/22/2021	500,000.00	489,950.00	499,002.04	0.170	553	270	0.302 04/28/2023
3133EKZK5	1223	Federal Farm Credit Bank		09/12/2019	500,000.00	493,280.00	499,400.00	1.600	1,432	378	1.632 08/14/2023
3133EJYL7	1158	Federal Farm Credit Bank		10/15/2018	250,000.00	249,542.50	247,275.00	2.800	1,786	400	3.041 09/05/2023
3133EK4X1	1234	Federal Farm Credit Bank		11/01/2019	1,000,000.00	982,740.00	996,900.00	1.600	1,461	457	1.680 11/01/2023
3130AFW94	1177	Federal Home Loan Bank		03/01/2019	500,000.00	496,935.00	498,550.00	2.500	1,810	561	2.563 02/13/2024
3133ELNE0	1246	Federal Farm Credit Bank		02/14/2020	1,000,000.00	979,050.00	999,000.00	1.430	1,461	562	1.456 02/14/2024
3133ENYH7	1401	Federal Farm Credit Bank		06/10/2022	500,000.00	497,340.00	499,080.00	2.625	731	679	2.720 06/10/2024
3135G0V75	1206	Federal National Mtg Assn		07/15/2019	500,000.00	489,970.00	495,950.00	1.750	1,814	701	1.922 07/02/2024
3133EKWV4	1212	Federal Farm Credit Bank		08/02/2019	500,000.00	489,330.00	499,500.00	1.850	1,820	725	1.871 07/26/2024
3133EKP75	1224	Federal Farm Credit Bank		09/17/2019	500,000.00	487,280.00	498,750.00	1.600	1,827	778	1.652 09/17/2024
3133ELEA8	1242	Federal Farm Credit Bank		12/17/2019	1,000,000.00	976,560.00	998,600.00	1.700	1,736	778	1.731 09/17/2024

**City of La Quinta  
Portfolio Management  
Portfolio Details - Investments  
July 31, 2022**

CUSIP	Investment #	Issuer	Average Balance	Purchase Date	Par Value	Market Value	Book Value	Stated Rate	Days to Term	YTM 365	Maturity Date
<b>Federal Agency Coupon Securities</b>											
3135G06E8	1291	Federal National Mtg Assn		11/18/2020	500,000.00	470,790.00	499,250.00	0.420	1,461	840	0.458 11/18/2024
3133ENGN4	1355	Federal Farm Credit Bank		12/09/2021	1,000,000.00	953,400.00	1,000,000.00	0.970	1,096	861	0.970 12/09/2024
3135GAAW1	1300	Federal National Mtg Assn		12/30/2020	500,000.00	469,220.00	500,000.00	0.400	1,461	882	0.400 12/30/2024
3130AP2U8	1353	Federal Home Loan Bank		12/07/2021	1,000,000.00	939,310.00	987,100.00	0.550	1,127	890	0.976 01/07/2025
3130AQWY5	1374	Federal Home Loan Bank		02/25/2022	1,000,000.00	963,230.00	1,000,000.00	1.700	1,095	938	1.700 02/24/2025
3135G03U5	1365	Federal National Mtg Assn		01/28/2022	500,000.00	470,380.00	487,790.00	0.625	1,180	995	1.400 04/22/2025
3134GVYG7	1279	Federal Home Loan Mtg Corp		05/27/2020	1,000,000.00	935,370.00	1,000,000.00	0.625	1,826	1,030	0.625 05/27/2025
3133ELH23	1280	Federal Farm Credit Bank		06/09/2020	500,000.00	467,790.00	499,850.00	0.500	1,826	1,043	0.506 06/09/2025
3133ELH80	1282	Federal Farm Credit Bank		06/10/2020	500,000.00	465,800.00	500,000.00	0.680	1,826	1,044	0.680 06/10/2025
3130AJKW8	1281	Federal Home Loan Bank		06/03/2020	500,000.00	468,025.00	499,850.00	0.500	1,836	1,047	0.506 06/13/2025
3130AJRP6	1283	Federal Home Loan Bank		06/30/2020	300,000.00	281,589.00	300,000.00	0.680	1,826	1,064	0.680 06/30/2025
3137EAEU9	1297	Federal Home Loan Mtg Corp		12/07/2020	1,000,000.00	929,190.00	997,300.00	0.375	1,687	1,085	0.434 07/21/2025
3137EAEU9	1361	Federal Home Loan Mtg Corp		01/05/2022	500,000.00	464,595.00	487,090.00	0.375	1,293	1,085	1.120 07/21/2025
3135G05S8	1288	Federal National Mtg Assn		08/14/2020	500,000.00	463,400.00	500,000.00	0.500	1,826	1,109	0.500 08/14/2025
3136G4M75	1290	Federal National Mtg Assn		08/28/2020	500,000.00	463,650.00	499,750.00	0.520	1,816	1,113	0.530 08/18/2025
3136G4N74	1289	Federal National Mtg Assn		08/21/2020	1,000,000.00	928,100.00	1,000,000.00	0.560	1,826	1,116	0.560 08/21/2025
3137EAEX3	1307	Federal Home Loan Mtg Corp		02/23/2021	500,000.00	462,845.00	495,999.50	0.375	1,673	1,149	0.552 09/23/2025
3137EAEX3	1310	Federal Home Loan Mtg Corp		03/30/2021	1,000,000.00	925,690.00	983,940.00	0.375	1,638	1,149	0.740 09/23/2025
3130ARGJ4	1385	Federal Home Loan Bank		04/14/2022	500,000.00	494,195.00	500,000.00	2.500	1,279	1,170	2.500 10/14/2025
3134GW5R3	1362	Federal Home Loan Mtg Corp		01/05/2022	400,000.00	370,272.00	391,360.00	0.650	1,391	1,183	1.232 10/27/2025
3135G06G3	1354	Federal National Mtg Assn		12/07/2021	1,000,000.00	926,490.00	976,300.00	0.500	1,431	1,194	1.120 11/07/2025
3135GA2Z3	1292	Federal National Mtg Assn		11/17/2020	500,000.00	464,090.00	499,250.00	0.560	1,826	1,204	0.590 11/17/2025
3130AKFA9	1298	Federal Home Loan Bank		12/07/2020	500,000.00	460,555.00	497,400.00	0.375	1,831	1,229	0.480 12/12/2025
3135GA7D7	1299	Federal National Mtg Assn		12/23/2020	500,000.00	463,820.00	500,000.00	0.600	1,826	1,240	0.600 12/23/2025
3134GXGZ1	1301	Federal Home Loan Mtg Corp		12/30/2020	500,000.00	462,140.00	500,000.00	0.550	1,826	1,247	0.550 12/30/2025
3130AKMZ6	1302	Federal Home Loan Bank		01/14/2021	500,000.00	456,995.00	500,000.00	0.510	1,826	1,262	0.510 01/14/2026
3130AKN28	1304	Federal Home Loan Bank		01/29/2021	500,000.00	457,220.00	500,000.00	0.550	1,826	1,277	0.550 01/29/2026
3130ALV92	1312	Federal Home Loan Bank		03/30/2021	500,000.00	469,020.00	500,000.00	1.050	1,826	1,337	0.938 03/30/2026
3130AMFS6	1324	Federal Home Loan Bank		06/17/2021	1,000,000.00	924,100.00	993,420.00	0.750	1,821	1,411	0.885 06/12/2026
3133EM2C5	1330	Federal Farm Credit Bank		08/10/2021	500,000.00	461,890.00	498,000.00	0.710	1,826	1,470	0.792 08/10/2026
3133EM4X7	1338	Federal Farm Credit Bank		09/28/2021	1,000,000.00	922,910.00	991,080.00	0.800	1,808	1,501	0.985 09/10/2026
3130APBM6	1337	Federal Home Loan Bank		09/30/2021	1,000,000.00	933,700.00	999,000.00	1.000	1,826	1,521	1.021 09/30/2026
3130APB46	1339	Federal Home Loan Bank		10/13/2021	1,000,000.00	930,440.00	998,250.00	0.950	1,826	1,534	0.986 10/13/2026
3134GW6C5	1359	Federal Home Loan Mtg Corp		01/05/2022	500,000.00	456,795.00	486,000.00	0.800	1,757	1,549	1.403 10/28/2026
3133ENCQ1	1344	Federal Farm Credit Bank		11/02/2021	1,000,000.00	926,870.00	1,000,000.00	1.270	1,826	1,554	1.270 11/02/2026
3130APT7	1347	Federal Home Loan Bank		11/24/2021	500,000.00	477,085.00	499,500.00	0.700	1,826	1,576	1.489 11/24/2026

**City of La Quinta  
Portfolio Management  
Portfolio Details - Investments  
July 31, 2022**

CUSIP	Investment #	Issuer	Average Balance	Purchase Date	Par Value	Market Value	Book Value	Stated Rate	Days to Term	YTM 365	Maturity Date
<b>Federal Agency Coupon Securities</b>											
3130AQF65	1358	Federal Home Loan Bank		12/22/2021	1,000,000.00	935,400.00	999,750.00	1.250	1,825	1,603	1.255 12/21/2026
3134GWUQ7	1366	Federal Home Loan Mtg Corp		02/10/2022	1,000,000.00	914,740.00	945,570.00	0.700	1,784	1,612	1.870 12/30/2026
3130AQJR5	1364	Federal Home Loan Bank		01/27/2022	1,000,000.00	949,700.00	1,000,000.00	1.500	1,826	1,640	1.500 01/27/2027
3130AQSA2	1367	Federal Home Loan Bank		02/10/2022	1,000,000.00	948,420.00	1,000,000.00	1.830	1,826	1,654	1.830 02/10/2027
3130ARGY1	1387	Federal Home Loan Bank		04/19/2022	1,000,000.00	984,790.00	1,000,000.00	2.700	1,826	1,722	2.700 04/19/2027
3130ASDV8	1409	Federal Home Loan Bank		06/28/2022	300,000.00	300,942.00	300,000.00	3.300	1,826	1,792	3.300 06/28/2027
<b>Subtotal and Average</b>			<b>39,534,153.90</b>		<b>39,750,000.00</b>	<b>37,730,680.50</b>	<b>39,534,153.90</b>		<b>1,574</b>	<b>1,057</b>	<b>1.206</b>
<b>Treasury Coupon Securities</b>											
91282CAG6	1405	U.S. Treasury		06/13/2022	5,000,000.00	4,991,400.00	4,988,450.00	0.125	79	30	1.203 08/31/2022
9128282W9	1178	U.S. Treasury		03/01/2019	500,000.00	499,710.00	489,687.50	1.875	1,309	60	2.480 09/30/2022
91282CAN1	1395	U.S. Treasury		06/06/2022	4,000,000.00	3,986,320.00	3,985,625.00	0.125	116	60	1.263 09/30/2022
91282CAN1	1404	U.S. Treasury		06/13/2022	2,000,000.00	1,993,160.00	1,992,780.00	0.125	109	60	1.342 09/30/2022
91282CAN1	1411	U.S. Treasury		06/29/2022	2,000,000.00	1,993,160.00	1,991,942.00	0.125	93	60	1.717 09/30/2022
91282CAR2	1393	U.S. Treasury		06/06/2022	4,000,000.00	3,977,800.00	3,979,880.00	0.125	147	91	1.391 10/31/2022
91282CAR2	1406	U.S. Treasury		06/13/2022	2,000,000.00	1,988,900.00	1,989,440.00	0.125	140	91	1.521 10/31/2022
9128283C2	1410	U.S. Treasury		06/29/2022	2,000,000.00	1,998,060.00	1,999,940.00	2.000	124	91	2.002 10/31/2022
9128283C2	1414	U.S. Treasury		06/30/2022	1,000,000.00	999,030.00	999,977.00	2.000	123	91	2.000 10/31/2022
91282CAX9	1403	U.S. Treasury		06/13/2022	4,000,000.00	3,965,920.00	3,972,031.25	0.125	170	121	1.642 11/30/2022
912828M80	1408	U.S. Treasury		06/28/2022	3,000,000.00	2,993,190.00	2,996,670.00	2.000	155	121	2.261 11/30/2022
912828M80	1413	U.S. Treasury		06/30/2022	2,000,000.00	1,995,460.00	1,997,980.00	2.000	153	121	2.240 11/30/2022
91282CBD2	1394	U.S. Treasury		06/06/2022	2,000,000.00	1,977,900.00	1,982,265.63	0.125	208	152	1.705 12/31/2022
91282CBD2	1402	U.S. Treasury		06/13/2022	3,000,000.00	2,966,850.00	2,972,578.13	0.125	201	152	1.812 12/31/2022
912828N30	1407	U.S. Treasury		06/28/2022	2,000,000.00	1,994,220.00	1,996,240.00	2.125	186	152	2.501 12/31/2022
912828N30	1412	U.S. Treasury		06/30/2022	2,000,000.00	1,994,220.00	1,996,680.00	2.125	184	152	2.461 12/31/2022
91282CBU4	1349	U.S. Treasury		12/07/2021	1,000,000.00	981,450.00	996,718.75	0.125	479	242	0.376 03/31/2023
91282CCD1	1350	U.S. Treasury		12/07/2021	1,000,000.00	976,840.00	995,468.75	0.125	540	303	0.432 05/31/2023
91282CCN9	1341	U.S. Treasury		10/22/2021	500,000.00	486,170.00	497,792.97	0.125	647	364	0.375 07/31/2023
912828T26	1217	U.S. Treasury		08/21/2019	500,000.00	490,900.00	499,300.00	1.375	1,501	425	1.410 09/30/2023
91282CBA8	1351	U.S. Treasury		12/07/2021	1,000,000.00	962,070.00	990,000.00	0.125	738	501	0.623 12/15/2023
91282CBE0	1342	U.S. Treasury		10/22/2021	1,000,000.00	959,730.00	991,000.00	0.125	815	532	0.531 01/15/2024
91282CBR1	1352	U.S. Treasury		12/07/2021	1,000,000.00	957,380.00	989,800.00	0.250	829	592	0.704 03/15/2024
91282CBV2	1360	U.S. Treasury		01/05/2022	500,000.00	478,710.00	494,882.81	0.375	831	623	0.830 04/15/2024
912828XT2	1418	U.S. Treasury		05/04/2022	1,000,000.00	983,710.00	985,240.00	2.000	758	669	2.736 05/31/2024
9128282U3	1400	U.S. Treasury		06/09/2022	500,000.00	489,590.00	490,850.00	1.875	814	761	2.727 08/31/2024

**City of La Quinta  
Portfolio Management  
Portfolio Details - Investments  
July 31, 2022**

CUSIP	Investment #	Issuer	Average Balance	Purchase Date	Par Value	Market Value	Book Value	Stated Rate	Days to Term	Days to Maturity	YTM 365	Maturity Date
<b>Treasury Coupon Securities</b>												
91282CDB4	1343	U.S. Treasury		10/22/2021	1,000,000.00	952,070.00	996,320.00	0.625	1,089	806	0.750	10/15/2024
9128283D0	1390	U.S. Treasury		05/03/2022	1,000,000.00	986,450.00	985,190.00	2.250	912	822	2.870	10/31/2024
912828YV6	1241	U.S. Treasury		12/16/2019	1,000,000.00	969,020.00	989,687.50	1.500	1,811	852	1.718	11/30/2024
91282CAT8	1311	U.S. Treasury		03/30/2021	1,000,000.00	920,700.00	977,500.00	0.250	1,676	1,187	0.750	10/31/2025
91282CAZ4	1315	U.S. Treasury		04/22/2021	500,000.00	461,465.00	492,187.50	0.375	1,683	1,217	0.720	11/30/2025
91282CBC4	1303	U.S. Treasury		01/07/2021	500,000.00	460,490.00	498,632.81	0.375	1,819	1,248	0.431	12/31/2025
91282CBH3	1309	U.S. Treasury		02/23/2021	500,000.00	459,765.00	495,100.00	0.375	1,803	1,279	0.577	01/31/2026
91282CBQ3	1319	U.S. Treasury		05/28/2021	500,000.00	461,170.00	494,165.00	0.500	1,737	1,307	0.750	02/28/2026
91282CBQ3	1382	U.S. Treasury		03/23/2022	750,000.00	691,755.00	698,025.00	0.500	1,438	1,307	2.353	02/28/2026
91282CBT7	1320	U.S. Treasury		05/28/2021	500,000.00	464,570.00	499,525.00	0.750	1,768	1,338	0.770	03/31/2026
91282CBT7	1322	U.S. Treasury		06/17/2021	500,000.00	464,570.00	498,450.00	0.750	1,748	1,338	0.816	03/31/2026
9128286S4	1383	U.S. Treasury		03/23/2022	1,000,000.00	986,020.00	999,010.00	2.375	1,499	1,368	2.400	04/30/2026
91282CCF6	1321	U.S. Treasury		06/01/2021	1,000,000.00	926,520.00	997,060.00	0.750	1,825	1,399	0.810	05/31/2026
91282CCF6	1323	U.S. Treasury		06/17/2021	500,000.00	463,260.00	497,095.00	0.750	1,809	1,399	0.870	05/31/2026
91282CCP4	1335	U.S. Treasury		09/29/2021	1,000,000.00	919,450.00	983,750.00	0.625	1,766	1,460	0.970	07/31/2026
91282CCW9	1336	U.S. Treasury		09/29/2021	1,000,000.00	923,090.00	988,500.00	0.750	1,797	1,491	0.990	08/31/2026
91282CCW9	1380	U.S. Treasury		03/22/2022	500,000.00	461,545.00	466,454.17	0.750	1,623	1,491	2.350	08/31/2026
91282CDG3	1381	U.S. Treasury		03/22/2022	500,000.00	467,615.00	473,396.82	1.125	1,684	1,552	2.350	10/31/2026
912828Z78	1369	U.S. Treasury		02/10/2022	1,000,000.00	948,360.00	986,700.00	1.500	1,816	1,644	1.781	01/31/2027
91282CEF4	1391	U.S. Treasury		05/03/2022	1,000,000.00	990,590.00	976,860.00	2.500	1,793	1,703	3.010	03/31/2027
91282CEN7	1398	U.S. Treasury		06/08/2022	500,000.00	500,740.00	495,000.00	2.750	1,787	1,733	2.971	04/30/2027
912828X88	1397	U.S. Treasury		06/07/2022	1,000,000.00	983,750.00	969,687.50	2.375	1,803	1,748	3.041	05/15/2027
91282CET4	1399	U.S. Treasury		06/08/2022	500,000.00	498,320.00	491,842.18	2.625	1,818	1,764	2.980	05/31/2027
<b>Subtotal and Average</b>			<b>65,213,358.27</b>		<b>65,750,000.00</b>	<b>64,443,135.00</b>	<b>65,213,358.27</b>		<b>619</b>	<b>470</b>	<b>1.616</b>	

**Certificate of Deposits**

89269CBX9	1148	Traditions Bank		06/08/2018	245,000.00	245,045.29	245,000.00	3.000	1,522	7	3.002	08/08/2022
12556LBA3	1219	CIT Bank NA		08/23/2019	245,000.00	244,923.70	245,000.00	1.900	1,096	22	1.902	08/23/2022
02587CFU9	1096	American Express Fed Savings B		08/29/2017	240,000.00	240,009.60	240,000.00	2.400	1,826	28	2.402	08/29/2022
85916VDC6	1201	Sterling Bank		06/28/2019	245,000.00	244,957.68	245,000.00	2.150	1,158	28	2.153	08/29/2022
01859BAA3	1095	Alliance Credit Union		10/13/2017	245,000.00	244,847.24	245,000.00	2.250	1,826	73	2.251	10/13/2022
06740KLJ4	1097	Barclays Bank		10/25/2017	240,000.00	239,856.94	240,000.00	2.300	1,826	85	2.291	10/25/2022
62384RAC0	1099	Mountain America Federal CU		11/08/2017	245,000.00	244,702.73	245,000.00	2.300	1,826	99	2.301	11/08/2022
22766ACB9	1106	CrossFirst Bank		11/20/2017	245,000.00	244,597.92	245,000.00	2.200	1,824	109	2.201	11/18/2022
29367QCP1	1107	Enterprise Bank, NA		11/28/2017	245,000.00	244,521.18	245,000.00	2.150	1,826	119	2.151	11/28/2022

**City of La Quinta  
Portfolio Management  
Portfolio Details - Investments  
July 31, 2022**

CUSIP	Investment #	Issuer	Average Balance	Purchase Date	Par Value	Market Value	Book Value	Stated Rate	Days to Term Maturity	YTM 365	Maturity Date
<b>Certificate of Deposits</b>											
58404DCX7	1169	Medallion Bank		12/07/2018	248,000.00	248,412.05	248,000.00	3.400	1,461 128	3.402	12/07/2022
75701LAB3	1166	Red Rocks Credit Union		12/07/2018	248,000.00	248,367.22	248,000.00	3.350	1,461 128	3.352	12/07/2022
499724AB8	1110	Knoxville TVA Credit Union		12/29/2017	245,000.00	244,235.61	245,000.00	2.400	1,826 150	2.401	12/29/2022
49228XAK6	1239	Kern FCU		12/30/2019	248,000.00	246,506.23	248,000.00	1.900	1,096 151	1.902	12/30/2022
79772FAC0	1240	San Francisco FCU		12/30/2019	248,000.00	246,453.63	248,000.00	1.850	1,096 151	1.852	12/30/2022
949495AT2	1244	Wells Fargo Natl Bank West		01/29/2020	248,000.00	246,120.16	248,000.00	1.900	1,097 182	1.900	01/30/2023
81768PAF3	1254	Servisfirst Bank		02/21/2020	248,000.00	245,573.66	248,000.00	1.600	1,096 204	1.601	02/21/2023
92535LCD4	1180	Verus Bank of Commerce		02/28/2019	248,000.00	247,096.08	248,000.00	2.700	1,461 211	2.700	02/28/2023
034577AH9	1119	Aneca Federal Credit Union		03/22/2018	245,000.00	244,056.73	245,000.00	2.800	1,826 233	2.802	03/22/2023
66704MEQ0	1263	Northstar Bank		03/31/2020	248,000.00	244,036.70	248,000.00	1.150	1,095 242	1.150	03/31/2023
954444BS3	1265	West Michigan Cmnty Bk		03/31/2020	248,000.00	244,036.70	248,000.00	1.150	1,095 242	1.150	03/31/2023
17312QJ26	1123	Citibank NA		04/11/2018	245,000.00	244,027.89	245,000.00	2.900	1,826 253	2.902	04/11/2023
20726ABA5	1189	Congressional Bank		04/30/2019	248,000.00	246,220.55	248,000.00	2.500	1,459 270	2.502	04/28/2023
29278TAY6	1125	EnerBank USA		04/30/2018	240,000.00	239,085.13	240,000.00	2.950	1,824 270	2.952	04/28/2023
32117BCX4	1179	First National Bank		03/05/2019	248,000.00	246,612.75	248,000.00	2.800	1,522 277	2.802	05/05/2023
725404AB3	1194	Pittsfield Cooperative Bank		06/07/2019	245,000.00	242,722.51	245,000.00	2.500	1,461 310	2.502	06/07/2023
619165JD6	1173	Morton Community		03/20/2019	248,000.00	246,148.42	248,000.00	2.750	1,553 323	2.753	06/20/2023
74934YAH4	1144	RCB Bank		06/20/2018	245,000.00	244,042.66	245,000.00	3.150	1,826 323	3.152	06/20/2023
02616AAH2	1285	American First CU		06/26/2020	248,000.00	240,724.06	248,000.00	0.350	1,095 329	0.350	06/26/2023
02772JBD1	1205	American National Bank		07/19/2019	248,000.00	244,046.93	248,000.00	2.000	1,461 352	2.001	07/19/2023
32110YLK9	1147	First National Bank of America		07/20/2018	245,000.00	243,816.29	245,000.00	3.150	1,826 353	3.152	07/20/2023
06426KAN8	1151	Bank of New England		07/31/2018	249,000.00	247,977.35	249,000.00	3.250	1,826 364	3.252	07/31/2023
75472RAD3	1218	Raymond James Bank		08/23/2019	244,000.00	239,481.52	244,000.00	1.950	1,461 387	1.951	08/23/2023
89579NCD3	1262	Triad Bank		03/30/2020	248,000.00	241,490.79	248,000.00	1.350	1,278 424	1.352	09/29/2023
57116ARV2	1155	Cache Valley BK F/K/A Marlin		10/17/2018	248,000.00	247,059.46	248,000.00	3.300	1,826 442	3.302	10/17/2023
625925AR3	1160	Municipal Trust and Savings		10/17/2018	245,000.00	243,775.11	245,000.00	3.200	1,826 442	3.202	10/17/2023
90348JEJ5	1161	UBS Bank USA		10/17/2018	245,000.00	244,218.70	245,000.00	3.350	1,826 442	3.352	10/17/2023
474067AQ8	1154	Jefferson Financial CU		10/19/2018	245,000.00	244,202.09	245,000.00	3.350	1,826 444	3.352	10/19/2023
20143PDV9	1162	Commercial Bank		11/15/2018	248,000.00	247,464.33	248,000.00	3.400	1,826 471	3.402	11/15/2023
67054NAN3	1164	Numerica Credit Union		11/28/2018	248,000.00	247,941.06	248,000.00	3.550	1,826 484	3.552	11/28/2023
48115LAD6	1396	Jovia Financial Credit Union		06/07/2022	248,000.00	244,599.17	248,000.00	2.500	548 493	2.502	12/07/2023
635573AL2	1170	National Cooperative Bank, N.A		12/21/2018	245,000.00	244,581.36	245,000.00	3.400	1,826 507	3.402	12/21/2023
066851WJ1	1172	Bar Harbor Bank and Trust		12/31/2018	248,000.00	247,565.54	248,000.00	3.350	1,824 515	3.352	12/29/2023
89269FDP7	1415	Tradition Capital		07/20/2022	246,000.00	244,297.97	246,000.00	3.000	551 539	3.008	01/22/2024
51210SQU4	1208	Lakeside Bank		07/30/2019	248,000.00	242,745.47	248,000.00	2.000	1,644 546	2.003	01/29/2024
77579ADF0	1251	Rollstone B&T		02/12/2020	245,000.00	238,418.79	245,000.00	1.650	1,461 560	1.651	02/12/2024

**City of La Quinta  
Portfolio Management  
Portfolio Details - Investments  
July 31, 2022**

CUSIP	Investment #	Issuer	Average Balance	Purchase Date	Par Value	Market Value	Book Value	Stated Rate	Days to Term Maturity	YTM 365	Maturity Date
<b>Certificate of Deposits</b>											
66736ABP3	1181	Northwest Bank		02/13/2019	248,000.00	246,193.86	248,000.00	2.950	1,826	561	2.951 02/13/2024
949763XY7	1174	Wells Fargo		02/27/2019	248,000.00	246,344.07	248,000.00	3.000	1,826	575	3.001 02/27/2024
50625LAW3	1384	Lafayette FCU		03/30/2022	248,000.00	242,584.81	248,000.00	2.050	729	605	2.053 03/28/2024
882213AB7	1260	Texas Bank Financial		03/31/2020	245,000.00	235,887.47	245,000.00	1.100	1,458	605	1.101 03/28/2024
472382AQ3	1272	The Jefferson Bank		04/15/2020	248,000.00	239,275.92	248,000.00	1.250	1,461	623	1.251 04/15/2024
08016PDQ9	1270	Belmont Bank and Trust		04/16/2020	248,000.00	239,262.39	248,000.00	1.250	1,461	624	1.251 04/16/2024
69506YRH4	1269	Pacific Western Bank		04/16/2020	245,000.00	236,620.87	245,000.00	1.300	1,461	624	1.301 04/16/2024
56065GAG3	1188	Main Street Bank		04/26/2019	248,000.00	244,872.11	248,000.00	2.600	1,827	634	2.603 04/26/2024
33640VDD7	1231	First Service Bank		11/15/2019	248,000.00	241,039.11	248,000.00	1.700	1,643	653	1.701 05/15/2024
48128HXU7	1185	JP Morgan Chase		05/16/2019	245,000.00	244,828.73	245,000.00	3.250	1,827	654	3.254 05/16/2024
46256YAZ2	1186	Iowa State Bank		05/23/2019	245,000.00	241,119.76	245,000.00	2.400	1,827	661	2.403 05/23/2024
538036GV0	1238	Live Oak Bank		11/27/2019	248,000.00	241,352.12	248,000.00	1.800	1,644	666	1.802 05/28/2024
156634AK3	1184	Century Next Bank		05/29/2019	248,000.00	244,680.95	248,000.00	2.500	1,827	667	2.503 05/29/2024
72651LCL6	1195	Plains Commerce Bank		06/07/2019	245,000.00	241,910.72	245,000.00	2.550	1,827	676	2.553 06/07/2024
299547AQ2	1196	Evansville Teachers Credit FCU		06/12/2019	248,000.00	245,069.65	248,000.00	2.600	1,827	681	2.603 06/12/2024
524661CB9	1197	Legacy Bank		06/19/2019	248,000.00	244,118.85	248,000.00	2.400	1,827	688	2.403 06/19/2024
176688CP2	1199	Citizens State Bank		06/21/2019	248,000.00	244,108.01	248,000.00	2.400	1,827	690	2.403 06/21/2024
20416TAQ5	1202	Communitywide FCU		06/28/2019	248,000.00	243,370.12	248,000.00	2.250	1,827	697	2.253 06/28/2024
761402BY1	1203	Revere Bank		06/28/2019	247,000.00	242,642.15	247,000.00	2.300	1,827	697	2.303 06/28/2024
00257TBD7	1207	Abacus Federal Savings		07/26/2019	248,000.00	241,956.60	248,000.00	1.950	1,827	725	1.952 07/26/2024
33625CCP2	1209	First Security Bank of WA		07/30/2019	248,000.00	242,486.35	248,000.00	2.000	1,827	729	2.002 07/30/2024
710571DS6	1210	People's Bank		07/31/2019	248,000.00	242,479.02	248,000.00	2.000	1,827	730	2.002 07/31/2024
740367HP5	1213	Preferred Bank		08/16/2019	249,000.00	243,245.38	249,000.00	2.000	1,827	746	2.002 08/16/2024
33766LAJ7	1216	FirsTier Bank		08/23/2019	249,000.00	242,940.82	249,000.00	1.950	1,827	753	1.952 08/23/2024
938828BH2	1215	Washington Federal		08/23/2019	248,000.00	242,216.80	248,000.00	2.000	1,827	753	2.002 08/23/2024
336460CX6	1222	First State Bk DeQueen		08/30/2019	248,000.00	241,339.80	248,000.00	1.800	1,827	760	1.802 08/30/2024
334342CD2	1221	First Natl Bk of Syracuse		08/30/2019	249,000.00	242,567.98	249,000.00	1.850	1,827	760	1.852 08/30/2024
15118RRH2	1220	Celtic Bank		08/30/2019	248,000.00	241,593.81	248,000.00	1.850	1,827	760	1.852 08/30/2024
05580AD50	1333	BMW Bank		09/10/2021	245,000.00	232,456.10	245,000.00	0.650	1,096	771	0.651 09/10/2024
06652CHB0	1227	BankWest Inc		09/27/2019	248,000.00	240,479.23	248,000.00	1.700	1,827	788	1.702 09/27/2024
84223QAN7	1286	Southern Bancorp Bk		06/26/2020	248,000.00	233,795.90	248,000.00	0.500	1,582	816	0.500 10/25/2024
804375DL4	1235	Sauk Valley B&T Co		11/07/2019	248,000.00	240,309.51	248,000.00	1.700	1,827	829	1.702 11/07/2024
61690UNX4	1237	Morgan Stanley Bank		11/20/2019	245,000.00	238,701.41	245,000.00	1.950	1,827	842	1.952 11/20/2024
61760A3B3	1236	Morgan Stanley Private Bk, NA		11/20/2019	245,000.00	238,426.27	245,000.00	1.900	1,827	842	1.902 11/20/2024
064520BG3	1287	Bank Princeton		06/30/2020	248,000.00	233,125.81	248,000.00	0.500	1,644	882	0.500 12/30/2024
89388CEY0	1328	Transportation Alliance Bk TAB		07/23/2021	248,000.00	232,025.02	248,000.00	0.400	1,280	906	0.401 01/23/2025

**City of La Quinta  
Portfolio Management  
Portfolio Details - Investments  
July 31, 2022**

CUSIP	Investment #	Issuer	Average Balance	Purchase Date	Par Value	Market Value	Book Value	Stated Rate	Days to Term	YTM 365	Maturity Date
<b>Certificate of Deposits</b>											
06417NZO9	1329	Bank OZK		07/29/2021	248,000.00	232,034.92	248,000.00	0.400	1,280	0.401	01/29/2025
90983WBT7	1249	United Community		02/07/2020	248,000.00	239,528.86	248,000.00	1.650	1,827	1.652	02/07/2025
32114VBT3	1250	First National Bank Michigan		02/14/2020	248,000.00	239,467.11	248,000.00	1.650	1,827	1.652	02/14/2025
35637RDC8	1248	Freedom Financial		02/14/2020	248,000.00	238,851.05	248,000.00	1.550	1,827	1.552	02/14/2025
029728BC5	1255	American State		02/21/2020	248,000.00	239,095.27	248,000.00	1.600	1,827	1.602	02/21/2025
17286TAG0	1252	Citadel FCU		02/27/2020	248,000.00	239,352.88	248,000.00	1.650	1,827	1.652	02/27/2025
00435JBH5	1256	Access Bank		03/13/2020	248,000.00	239,030.87	248,000.00	1.600	1,826	1.601	03/13/2025
849430BF9	1257	Spring Bank		03/20/2020	248,000.00	238,330.18	248,000.00	1.500	1,826	1.501	03/20/2025
05465DAE8	1258	Axos Bank		03/26/2020	248,000.00	239,235.07	248,000.00	1.650	1,826	1.651	03/26/2025
020080BX4	1267	Alma Bank		03/30/2020	248,000.00	237,610.54	248,000.00	1.400	1,824	1.399	03/28/2025
2027506M2	1268	Commonwealth Business Bk		03/31/2020	248,000.00	236,851.75	248,000.00	1.250	1,826	1.251	03/31/2025
654062JZ2	1266	Nicolet Natl Bank		03/31/2020	248,000.00	237,819.47	248,000.00	1.400	1,826	1.401	03/31/2025
14042TDD6	1271	Capital One USA FDIC33954		04/08/2020	245,000.00	236,072.55	245,000.00	1.600	1,826	1.601	04/08/2025
02007GPX5	1388	Ally Bank Midvale		04/21/2022	245,000.00	242,097.63	245,000.00	2.550	1,096	2.550	04/21/2025
52168UHY1	1389	Leader Bank		04/22/2022	245,000.00	242,094.83	245,000.00	2.550	1,096	2.552	04/22/2025
32112UDR9	1274	First Natl Bk McGregor		04/28/2020	248,000.00	237,084.92	248,000.00	1.350	1,826	1.351	04/28/2025
32027BAL1	1273	First Freedom Bank		04/29/2020	249,000.00	237,154.79	249,000.00	1.200	1,826	1.201	04/29/2025
33847E3A3	1276	Flagstar		04/30/2020	248,000.00	236,704.06	248,000.00	1.250	1,826	1.251	04/30/2025
32056GDJ6	1278	1st Internet Bank		05/11/2020	248,000.00	234,712.29	248,000.00	1.000	1,827	1.015	05/12/2025
95960NKD8	1277	Western State Bank		05/13/2020	245,000.00	231,930.62	245,000.00	1.000	1,826	1.016	05/13/2025
254673E69	1392	Discover Bank Greenwood DE CF		05/24/2022	245,000.00	245,803.23	245,000.00	3.100	1,099	3.103	05/27/2025
169894AS1	1284	Chippewa Valley Bk		06/24/2020	248,000.00	231,507.89	248,000.00	0.600	1,826	0.600	06/24/2025
307811DF3	1363	Farmers & Merch		01/14/2022	249,000.00	234,418.07	249,000.00	0.900	1,277	0.900	07/14/2025
70962LAF9	1331	Pentagon FCU		09/01/2021	249,000.00	232,504.96	249,000.00	0.700	1,462	0.687	09/02/2025
51507LCC6	1305	Landmark Community Bank		01/22/2021	248,000.00	228,322.49	248,000.00	0.500	1,826	0.500	01/22/2026
87270LDL4	1306	TIAA FKA EverBank		02/12/2021	245,000.00	225,461.72	245,000.00	0.500	1,826	0.500	02/12/2026
64034KAZ4	1376	Nelnet Bank		03/02/2022	245,000.00	236,248.26	245,000.00	1.800	1,461	1.801	03/02/2026
39573LBC1	1313	Greenstate FCU		04/16/2021	249,000.00	232,307.52	249,000.00	0.950	1,826	0.951	04/16/2026
89235MKY6	1314	Toyota Financial Savings Bank		04/22/2021	245,000.00	228,154.88	245,000.00	0.900	1,826	0.900	04/22/2026
14622LAA0	1316	Carter FCU		04/27/2021	248,000.00	229,462.00	248,000.00	0.750	1,826	0.750	04/27/2026
31617CAV5	1317	Fidelity Homestead		04/30/2021	248,000.00	229,182.32	248,000.00	0.700	1,826	0.711	04/30/2026
501798RP9	1356	LCA Bank Corp		12/27/2021	248,000.00	231,320.85	248,000.00	1.000	1,642	1.000	06/26/2026
92559TAJ7	1325	Vibrant Credit Union		07/02/2021	249,000.00	230,463.76	248,377.50	0.800	1,824	0.852	06/30/2026
38149MXK4	1326	Goldman Sachs		07/28/2021	248,000.00	231,081.29	248,000.00	1.000	1,826	1.001	07/28/2026
795451AF0	1327	Sallie Mae Bank Salt Lake City		07/28/2021	248,000.00	231,081.29	248,000.00	1.000	1,826	1.001	07/28/2026
87165ET98	1332	Synchrony Bank Retail		09/03/2021	245,000.00	227,090.86	245,000.00	0.900	1,826	0.900	09/03/2026

Portfolio CITY  
CP  
PM (PRF\_PM2) 7.3.0



**City of La Quinta  
Portfolio Management  
Portfolio Details - Investments  
July 31, 2022**

CUSIP	Investment #	Issuer	Average Balance	Purchase Date	Par Value	Market Value	Book Value	Stated Rate	Days to Term	YTM 365	Maturity Date
<b>Certificate of Deposits</b>											
20786ADL6	1334	Connect One		09/24/2021	248,000.00	228,549.66	248,000.00	0.800	1,826	1,515	0.800 09/24/2026
59013KPN0	1345	Merrick Bank		11/09/2021	249,000.00	232,086.05	249,000.00	1.100	1,826	1,561	1.101 11/09/2026
14042RQB0	1346	Capital One Natl Assn FDIC4297		11/17/2021	248,000.00	231,157.47	248,000.00	1.100	1,826	1,569	1.101 11/17/2026
20825WAR1	1357	Connexus CU		12/23/2021	249,000.00	233,267.39	249,000.00	1.250	1,826	1,605	1.250 12/23/2026
89786MAF1	1368	True Sky FCU		02/04/2022	245,000.00	233,009.26	245,000.00	1.600	1,826	1,648	1.601 02/04/2027
02357QAQ0	1372	Amerant Bank		02/14/2022	245,000.00	232,925.43	245,000.00	1.600	1,828	1,660	1.601 02/16/2027
07371AYE7	1370	Beal Bank TX		02/23/2022	245,000.00	236,088.44	245,000.00	1.900	1,820	1,661	1.901 02/17/2027
07371CE88	1371	Beal Bank USA		02/23/2022	245,000.00	236,088.44	245,000.00	1.900	1,820	1,661	1.901 02/17/2027
59161YAP1	1373	Metro Credit Union		02/18/2022	249,000.00	237,731.26	249,000.00	1.700	1,826	1,662	1.701 02/18/2027
24773RCR4	1377	Delta Natl B&T		03/09/2022	245,000.00	237,108.57	245,000.00	2.000	1,814	1,669	2.001 02/25/2027
27004PCM3	1375	Eaglemark Savings		03/02/2022	245,000.00	237,147.48	245,000.00	2.000	1,826	1,674	2.001 03/02/2027
91139LAB2	1378	United Roosevelt Savings		03/11/2022	248,000.00	238,885.40	248,000.00	1.900	1,826	1,683	1.901 03/11/2027
565819AG4	1379	Marathon Bnak		03/16/2022	248,000.00	237,768.13	248,000.00	1.800	1,826	1,688	1.801 03/16/2027
20033A3A2	1386	Comenity Capital Bank		04/14/2022	248,000.00	247,100.85	248,000.00	2.650	1,826	1,717	2.652 04/14/2027
397417AQ9	1419	Greenwoods State Bank		05/17/2022	248,000.00	251,682.61	248,000.00	3.050	1,826	1,750	3.052 05/17/2027
<b>Subtotal and Average</b>			<b>32,442,603.31</b>		<b>32,594,000.00</b>	<b>31,687,117.92</b>	<b>32,593,377.50</b>		<b>1,656</b>	<b>784</b>	<b>1.917</b>
<b>Corporate Notes</b>											
931142DU4	1190	Wal-Mart Stores, Inc		04/16/2019	500,000.00	500,865.00	496,650.00	2.350	1,339	136	2.799 12/15/2022
19416QEA4	1175	Colgate-Palmolive		03/04/2019	500,000.00	496,870.00	485,250.00	1.950	1,430	184	2.751 02/01/2023
594918BQ6	1157	Microsoft Corporation		10/15/2018	400,000.00	396,748.00	378,360.00	2.000	1,758	372	3.222 08/08/2023
45950VPS9	1308	International Finance Corp.		02/26/2021	500,000.00	460,750.00	497,300.00	0.500	1,826	1,305	0.610 02/26/2026
<b>Subtotal and Average</b>			<b>1,857,560.00</b>		<b>1,900,000.00</b>	<b>1,855,233.00</b>	<b>1,857,560.00</b>		<b>1,578</b>	<b>510</b>	<b>2.287</b>
<b>Money Market with Fiscal Agent</b>											
SYS1058	1058	US Bank		07/01/2016	26.01	26.01	26.01		1	1	0.000
<b>Subtotal and Average</b>			<b>26.01</b>		<b>26.01</b>	<b>26.01</b>	<b>26.01</b>		<b>1</b>	<b>1</b>	<b>0.000</b>
<b>CERBT - OPEB Trust</b>											
SYS1114	1114	CalPERS CERBT Plan		07/01/2022	1,792,152.96	1,792,152.96	1,792,152.96		1	1	0.000
<b>Subtotal and Average</b>			<b>1,792,152.96</b>		<b>1,792,152.96</b>	<b>1,792,152.96</b>	<b>1,792,152.96</b>		<b>1</b>	<b>1</b>	<b>0.000</b>
<b>PARS Pension Trust</b>											
SYS1230	1230	Pblc Agncy Rtrmnt Serv			10,510,266.30	10,510,266.30	10,510,266.30		1	1	0.000

**City of La Quinta  
Portfolio Management  
Portfolio Details - Investments  
July 31, 2022**

CUSIP	Investment #	Issuer	Average Balance	Purchase Date	Par Value	Market Value	Book Value	Stated Rate	Days to Term	Maturity	YTM 365
<b>Subtotal and Average</b>			10,149,899.86		10,510,266.30	10,510,266.30	10,510,266.30		1	1	0.000
<b>Total and Average</b>			223,372,590.83		226,582,320.63	221,858,690.86	225,786,770.30		707	439	1.380



**City of La Quinta  
Total Earnings  
Sorted by Fund - Fund  
July 1, 2022 - July 31, 2022**

CUSIP	Investment #	Fund	Issuer	Ending Par Value	Beginning Book Value	Ending Book Value	Current Rate	Annualized Yield	Adjusted Interest Earnings			
									Interest Earned	Amortization/ Accretion	Realized Gain/Loss	Adjusted Interest Earnings
<b>Fund: General Fund</b>												
98-33-434	1055	101	LAIF	32,728,722.48	32,615,832.06	32,728,722.48	1.090	1.353	37,476.97	0.00	0.00	37,476.97
SYS1059	1059	101	CITYPC	3,300.00	3,300.00	3,300.00			0.00	0.00	0.00	0.00
01859BAA3	1095	101	ALLIAN	245,000.00	245,000.00	245,000.00	2.250	2.250	468.18	0.00	0.00	468.18
02587CFU9	1096	101	AMFSB	240,000.00	240,000.00	240,000.00	2.400	2.400	489.21	0.00	0.00	489.21
06740KLJ4	1097	101	BARCLY	240,000.00	240,000.00	240,000.00	2.300	2.300	468.82	0.00	0.00	468.82
62384RAC0	1099	101	MTNAMR	245,000.00	245,000.00	245,000.00	2.300	2.300	478.59	0.00	0.00	478.59
22766ACB9	1106	101	CRS1ST	245,000.00	245,000.00	245,000.00	2.200	2.200	457.78	0.00	0.00	457.78
29367QCP1	1107	101	ENTRPR	245,000.00	245,000.00	245,000.00	2.150	2.150	447.38	0.00	0.00	447.38
499724AB8	1110	101	KNOX	245,000.00	245,000.00	245,000.00	2.400	2.400	499.40	0.00	0.00	499.40
SYS1114	1114	101	CALPRS	1,792,152.96	0.00	1,792,152.96			0.00	0.00	0.00	0.00
034577AH9	1119	101	ANECA	245,000.00	245,000.00	245,000.00	2.800	2.800	582.63	0.00	0.00	582.63
17312QJ26	1123	101	CITINA	245,000.00	245,000.00	245,000.00	2.900	2.900	603.44	0.00	0.00	603.44
29278TAY6	1125	101	ENER	240,000.00	240,000.00	240,000.00	2.950	2.950	601.32	0.00	0.00	601.32
74934YAH4	1144	101	RCB	245,000.00	245,000.00	245,000.00	3.150	3.150	655.46	0.00	0.00	655.46
32110YLK9	1147	101	1STNBA	245,000.00	245,000.00	245,000.00	3.150	3.150	655.46	0.00	0.00	655.46
89269CBX9	1148	101	TRAD	245,000.00	245,000.00	245,000.00	3.000	3.000	624.25	0.00	0.00	624.25
06426KAN8	1151	101	NWENGL	249,000.00	249,000.00	249,000.00	3.250	3.250	687.31	0.00	0.00	687.31
SYS1153	1153	101	CAMP	32,915,647.76	27,875,713.70	32,915,647.76	1.640	1.687	39,934.06	0.00	0.00	39,934.06
474067AQ8	1154	101	JEFF	245,000.00	245,000.00	245,000.00	3.350	3.350	697.07	0.00	0.00	697.07
57116ARV2	1155	101	MARBUS	248,000.00	248,000.00	248,000.00	3.300	3.300	695.08	0.00	0.00	695.08
594918BQ6	1157	101	MCRSFT	400,000.00	378,360.00	378,360.00	2.000	2.075	666.66	0.00	0.00	666.66
3133EJYL7	1158	101	FFCB	250,000.00	247,275.00	247,275.00	2.800	2.778	583.33	0.00	0.00	583.33
625925AR3	1160	101	MUNTRS	245,000.00	245,000.00	245,000.00	3.200	3.200	665.86	0.00	0.00	665.86
90348JEJ5	1161	101	UBS	245,000.00	245,000.00	245,000.00	3.350	3.350	697.08	0.00	0.00	697.08
20143PDV9	1162	101	COMMBK	248,000.00	248,000.00	248,000.00	3.400	3.400	716.14	0.00	0.00	716.14
67054NAN3	1164	101	NMRCA	248,000.00	248,000.00	248,000.00	3.550	3.550	747.74	0.00	0.00	747.74
75701LAB3	1166	101	REDRCK	248,000.00	248,000.00	248,000.00	3.350	3.350	705.61	0.00	0.00	705.61
58404DCX7	1169	101	MEDBA	248,000.00	248,000.00	248,000.00	3.400	3.400	716.14	0.00	0.00	716.14
635573AL2	1170	101	NLCOOP	245,000.00	245,000.00	245,000.00	3.400	3.400	707.48	0.00	0.00	707.48

City of La Quinta  
 Total Earnings  
 July 1, 2022 - July 31, 2022

CUSIP	Investment #	Fund	Issuer	Ending Par Value	Beginning Book Value	Ending Book Value	Current Rate	Annualized Yield	Adjusted Interest Earnings			Adjusted Interest Earnings
									Interest Earned	Amortization/ Accretion	Realized Gain/Loss	
<b>Fund: General Fund</b>												
066851WJ1	1172	101	BARHAR	248,000.00	248,000.00	248,000.00	3.350	3.350	705.61	0.00	0.00	705.61
619165JD6	1173	101	MORTN	248,000.00	248,000.00	248,000.00	2.750	2.750	579.23	0.00	0.00	579.23
949763XY7	1174	101	WELLS	248,000.00	248,000.00	248,000.00	3.000	3.000	631.89	0.00	0.00	631.89
19416QEA4	1175	101	COLGTE	500,000.00	485,250.00	485,250.00	1.950	1.971	812.50	0.00	0.00	812.50
3130AFW94	1177	101	FHLB	500,000.00	498,550.00	498,550.00	2.500	2.460	1,041.66	0.00	0.00	1,041.66
9128282W9	1178	101	USTR	500,000.00	489,687.50	489,687.50	1.875	1.909	794.05	0.00	0.00	794.05
32117BCX4	1179	101	1STNBK	248,000.00	248,000.00	248,000.00	2.800	2.800	589.76	0.00	0.00	589.76
92535LCD4	1180	101	VERUS	248,000.00	248,000.00	248,000.00	2.700	2.700	568.71	0.00	0.00	568.71
66736ABP3	1181	101	NRTHWS	248,000.00	248,000.00	248,000.00	2.950	2.950	621.36	0.00	0.00	621.36
156634AK3	1184	101	CENTNX	248,000.00	248,000.00	248,000.00	2.500	2.500	526.57	0.00	0.00	526.57
48128HXU7	1185	101	JPMORG	245,000.00	245,000.00	245,000.00	3.250	3.250	676.27	0.00	0.00	676.27
46256YAZ2	1186	101	IOWAST	245,000.00	245,000.00	245,000.00	2.400	2.400	499.40	0.00	0.00	499.40
56065GAG3	1188	101	MAINST	248,000.00	248,000.00	248,000.00	2.600	2.600	547.64	0.00	0.00	547.64
20726ABA5	1189	101	CONGRS	248,000.00	248,000.00	248,000.00	2.500	2.500	526.58	0.00	0.00	526.58
931142DU4	1190	101	WALMRT	500,000.00	496,650.00	496,650.00	2.350	2.321	979.17	0.00	0.00	979.17
725404AB3	1194	101	PITTS	245,000.00	245,000.00	245,000.00	2.500	2.500	520.21	0.00	0.00	520.21
72651LCL6	1195	101	PLAINS	245,000.00	245,000.00	245,000.00	2.550	2.550	530.61	0.00	0.00	530.61
299547AQ2	1196	101	EVNSCU	248,000.00	248,000.00	248,000.00	2.600	2.600	547.64	0.00	0.00	547.64
524661CB9	1197	101	LEGCY	248,000.00	248,000.00	248,000.00	2.400	2.400	505.51	0.00	0.00	505.51
3133EKQP4	1198	101	FFCB	500,000.00	499,500.00	499,500.00	1.875	1.842	781.25	0.00	0.00	781.25
176688CP2	1199	101	CTZNST	248,000.00	248,000.00	248,000.00	2.400	2.400	505.52	0.00	0.00	505.52
85916VDC6	1201	101	STRLNG	245,000.00	245,000.00	245,000.00	2.150	2.150	447.38	0.00	0.00	447.38
20416TAQ5	1202	101	COMMW	248,000.00	248,000.00	248,000.00	2.250	2.250	473.92	0.00	0.00	473.92
761402BY1	1203	101	REVER	247,000.00	247,000.00	247,000.00	2.300	2.300	482.50	0.00	0.00	482.50
02772JBD1	1205	101	AMRNTL	248,000.00	248,000.00	248,000.00	2.000	2.000	421.26	0.00	0.00	421.26
3135G0V75	1206	101	FNMA	500,000.00	495,950.00	495,950.00	1.750	1.731	729.17	0.00	0.00	729.17
00257TBD7	1207	101	ABACUS	248,000.00	248,000.00	248,000.00	1.950	1.950	410.73	0.00	0.00	410.73
51210SQU4	1208	101	LKSIDE	248,000.00	248,000.00	248,000.00	2.000	2.000	421.26	0.00	0.00	421.26
33625CCP2	1209	101	1STSEC	248,000.00	248,000.00	248,000.00	2.000	2.000	421.26	0.00	0.00	421.26
710571DS6	1210	101	PEOPLE	248,000.00	248,000.00	248,000.00	2.000	2.000	421.26	0.00	0.00	421.26
3133EKWV4	1212	101	FFCB	500,000.00	499,500.00	499,500.00	1.850	1.817	770.83	0.00	0.00	770.83
740367HP5	1213	101	PREFRD	249,000.00	249,000.00	249,000.00	2.000	2.000	422.96	0.00	0.00	422.96
938828BH2	1215	101	WSHFED	248,000.00	248,000.00	248,000.00	2.000	2.000	421.26	0.00	0.00	421.26
33766LAJ7	1216	101	1STIER	249,000.00	249,000.00	249,000.00	1.950	1.950	412.38	0.00	0.00	412.38
912828T26	1217	101	USTR	500,000.00	499,300.00	499,300.00	1.375	1.373	582.31	0.00	0.00	582.31
75472RAD3	1218	101	RAYJAM	244,000.00	244,000.00	244,000.00	1.950	1.950	404.11	0.00	0.00	404.11
12556LBA3	1219	101	CITBNK	245,000.00	245,000.00	245,000.00	1.900	1.900	395.35	0.00	0.00	395.35

City of La Quinta  
 Total Earnings  
 July 1, 2022 - July 31, 2022

CUSIP	Investment #	Fund	Issuer	Ending Par Value	Beginning Book Value	Ending Book Value	Current Rate	Annualized Yield	Adjusted Interest Earnings			Adjusted Interest Earnings
									Interest Earned	Amortization/ Accretion	Realized Gain/Loss	
<b>Fund: General Fund</b>												
15118RRH2	1220	101	CELTIC	248,000.00	248,000.00	248,000.00	1.850	1.850	389.67	0.00	0.00	389.67
334342CD2	1221	101	1STNBS	249,000.00	249,000.00	249,000.00	1.850	1.850	391.24	0.00	0.00	391.24
336460CX6	1222	101	1STDQN	248,000.00	248,000.00	248,000.00	1.800	1.800	379.13	0.00	0.00	379.13
3133EKZK5	1223	101	FFCB	500,000.00	499,400.00	499,400.00	1.600	1.572	666.67	0.00	0.00	666.67
3133EKP75	1224	101	FFCB	500,000.00	498,750.00	498,750.00	1.600	1.574	666.67	0.00	0.00	666.67
06652CHB0	1227	101	BNKWST	248,000.00	248,000.00	248,000.00	1.700	1.700	358.07	0.00	0.00	358.07
059731851	1228	101	BOTW	3,264,587.10	7,618,166.47	3,264,587.10			0.01	0.00	0.00	0.01
SYS1230	1230	101	PARS	10,510,266.30	10,137,887.65	10,510,266.30			0.00	0.00	0.00	0.00
33640VDD7	1231	101	1TSSER	248,000.00	248,000.00	248,000.00	1.700	1.700	358.07	0.00	0.00	358.07
3135G0W33	1233	101	FNMA	1,000,000.00	992,100.00	992,100.00	1.375	1.360	1,145.83	0.00	0.00	1,145.83
3133EK4X1	1234	101	FFCB	1,000,000.00	996,900.00	996,900.00	1.600	1.575	1,333.33	0.00	0.00	1,333.33
804375DL4	1235	101	SAUKVL	248,000.00	248,000.00	248,000.00	1.700	1.700	358.07	0.00	0.00	358.07
61760A3B3	1236	101	MSPRIV	245,000.00	245,000.00	245,000.00	1.900	1.900	395.36	0.00	0.00	395.36
61690UNX4	1237	101	MORGST	245,000.00	245,000.00	245,000.00	1.950	1.950	405.76	0.00	0.00	405.76
538036GV0	1238	101	LIVEOK	248,000.00	248,000.00	248,000.00	1.800	1.800	379.13	0.00	0.00	379.13
49228XAK6	1239	101	KERNCU	248,000.00	248,000.00	248,000.00	1.900	1.900	400.20	0.00	0.00	400.20
79772FAC0	1240	101	SF FCU	248,000.00	248,000.00	248,000.00	1.850	1.850	389.67	0.00	0.00	389.67
912828YV6	1241	101	USTR	1,000,000.00	989,687.50	989,687.50	1.500	1.511	1,270.49	0.00	0.00	1,270.49
3133ELEA8	1242	101	FFCB	1,000,000.00	998,600.00	998,600.00	1.700	1.670	1,416.67	0.00	0.00	1,416.67
949495AT2	1244	101	WFNBW	248,000.00	248,000.00	248,000.00	1.900	1.900	400.20	0.00	0.00	400.20
3133ELNE0	1246	101	FFCB	1,000,000.00	999,000.00	999,000.00	1.430	1.404	1,191.67	0.00	0.00	1,191.67
3133EGWJ0	1247	101	FFCB	1,000,000.00	999,217.36	999,217.36	1.400	1.375	1,166.66	0.00	0.00	1,166.66
35637RDC8	1248	101	FRDMFI	248,000.00	248,000.00	248,000.00	1.550	1.550	326.48	0.00	0.00	326.48
90983WBT7	1249	101	UNTDGM	248,000.00	248,000.00	248,000.00	1.650	1.650	347.54	0.00	0.00	347.54
32114VBT3	1250	101	1STNMI	248,000.00	248,000.00	248,000.00	1.650	1.650	347.54	0.00	0.00	347.54
77579ADF0	1251	101	RLLSTN	245,000.00	245,000.00	245,000.00	1.650	1.650	343.34	0.00	0.00	343.34
17286TAG0	1252	101	CITADL	248,000.00	248,000.00	248,000.00	1.650	1.650	347.54	0.00	0.00	347.54
81768PAF3	1254	101	SERVIS	248,000.00	248,000.00	248,000.00	1.600	1.600	337.01	0.00	0.00	337.01
029728BC5	1255	101	AMERST	248,000.00	248,000.00	248,000.00	1.600	1.600	337.01	0.00	0.00	337.01
00435JBH5	1256	101	ACCSST	248,000.00	248,000.00	248,000.00	1.600	1.600	337.01	0.00	0.00	337.01
849430BF9	1257	101	SPRING	248,000.00	248,000.00	248,000.00	1.500	1.500	315.94	0.00	0.00	315.94
05465DAE8	1258	101	AXOS	248,000.00	248,000.00	248,000.00	1.650	1.650	347.54	0.00	0.00	347.54
882213AB7	1260	101	TEXAS	245,000.00	245,000.00	245,000.00	1.100	1.100	228.89	0.00	0.00	228.89
89579NCD3	1262	101	TRIAD	248,000.00	248,000.00	248,000.00	1.350	1.350	284.35	0.00	0.00	284.35
66704MEQ0	1263	101	NRTHSR	248,000.00	248,000.00	248,000.00	1.150	1.150	242.22	0.00	0.00	242.22
954444BS3	1265	101	WESTMI	248,000.00	248,000.00	248,000.00	1.150	1.150	242.22	0.00	0.00	242.22
654062JZ2	1266	101	NCOLET	248,000.00	248,000.00	248,000.00	1.400	1.400	294.88	0.00	0.00	294.88

City of La Quinta  
 Total Earnings  
 July 1, 2022 - July 31, 2022

CUSIP	Investment #	Fund	Issuer	Ending Par Value	Beginning Book Value	Ending Book Value	Current Rate	Annualized Yield	Adjusted Interest Earnings			Adjusted Interest Earnings
									Interest Earned	Amortization/ Accretion	Realized Gain/Loss	
<b>Fund: General Fund</b>												
020080BX4	1267	101	ALMABK	248,000.00	248,000.00	248,000.00	1.400	1.400	294.88	0.00	0.00	294.88
2027506M2	1268	101	CMWBUS	248,000.00	248,000.00	248,000.00	1.250	1.250	263.29	0.00	0.00	263.29
69506YRH4	1269	101	PACWST	245,000.00	245,000.00	245,000.00	1.300	1.300	270.50	0.00	0.00	270.50
08016PDO9	1270	101	BELB&T	248,000.00	248,000.00	248,000.00	1.250	1.250	263.29	0.00	0.00	263.29
14042TDD6	1271	101	CAPONE	245,000.00	245,000.00	245,000.00	1.600	1.600	332.93	0.00	0.00	332.93
472382AQ3	1272	101	THEJEF	248,000.00	248,000.00	248,000.00	1.250	1.250	263.28	0.00	0.00	263.28
32027BAL1	1273	101	1STFDM	249,000.00	249,000.00	249,000.00	1.200	1.200	253.77	0.00	0.00	253.77
32112UDR9	1274	101	1STMCG	248,000.00	248,000.00	248,000.00	1.350	1.350	284.35	0.00	0.00	284.35
33847E3A3	1276	101	FLGSTR	248,000.00	248,000.00	248,000.00	1.250	1.250	263.28	0.00	0.00	263.28
95960NKK8	1277	101	WSTRNS	245,000.00	245,000.00	245,000.00	1.000	1.000	208.09	0.00	0.00	208.09
32056GDJ6	1278	101	1STINT	248,000.00	248,000.00	248,000.00	1.000	1.000	210.63	0.00	0.00	210.63
3134GVYG7	1279	101	FHLMC	1,000,000.00	1,000,000.00	1,000,000.00	0.625	0.613	520.83	0.00	0.00	520.83
3133ELH23	1280	101	FFCB	500,000.00	499,850.00	499,850.00	0.500	0.491	208.33	0.00	0.00	208.33
3130AJKW8	1281	101	FHLB	500,000.00	499,850.00	499,850.00	0.500	0.491	208.33	0.00	0.00	208.33
3133ELH80	1282	101	FFCB	500,000.00	500,000.00	500,000.00	0.680	0.667	283.34	0.00	0.00	283.34
3130AJRP6	1283	101	FHLB	300,000.00	300,000.00	300,000.00	0.680	0.667	170.00	0.00	0.00	170.00
169894AS1	1284	101	CHIPVA	248,000.00	248,000.00	248,000.00	0.600	0.600	126.38	0.00	0.00	126.38
02616AAH2	1285	101	AMR1ST	248,000.00	248,000.00	248,000.00	0.350	0.350	73.72	0.00	0.00	73.72
84223QAN7	1286	101	STHRNB	248,000.00	248,000.00	248,000.00	0.500	0.500	105.32	0.00	0.00	105.32
064520BG3	1287	101	BKPRNC	248,000.00	248,000.00	248,000.00	0.500	0.500	105.32	0.00	0.00	105.32
3135G05S8	1288	101	FNMA	500,000.00	500,000.00	500,000.00	0.500	0.491	208.33	0.00	0.00	208.33
3136G4N74	1289	101	FNMA	1,000,000.00	1,000,000.00	1,000,000.00	0.560	0.549	466.67	0.00	0.00	466.67
3136G4M75	1290	101	FNMA	500,000.00	499,750.00	499,750.00	0.520	0.510	216.66	0.00	0.00	216.66
3135G06E8	1291	101	FNMA	500,000.00	499,250.00	499,250.00	0.420	0.413	175.00	0.00	0.00	175.00
3135GA2Z3	1292	101	FNMA	500,000.00	499,250.00	499,250.00	0.560	0.550	233.34	0.00	0.00	233.34
SYS1293	1293	101	BNY	2,337,762.00	530,216.68	2,337,762.00			0.00	0.00	0.00	0.00
3137EAEU9	1297	101	FHLMC	1,000,000.00	997,300.00	997,300.00	0.375	0.369	312.50	0.00	0.00	312.50
3130AKFA9	1298	101	FHLB	500,000.00	497,400.00	497,400.00	0.375	0.370	156.25	0.00	0.00	156.25
3135GA7D7	1299	101	FNMA	500,000.00	500,000.00	500,000.00	0.600	0.589	250.00	0.00	0.00	250.00
3135GAAW1	1300	101	FNMA	500,000.00	500,000.00	500,000.00	0.400	0.392	166.66	0.00	0.00	166.66
3134GXGZ1	1301	101	FHLMC	500,000.00	500,000.00	500,000.00	0.550	0.540	229.17	0.00	0.00	229.17
3130AKMZ6	1302	101	FHLB	500,000.00	500,000.00	500,000.00	0.510	0.500	212.50	0.00	0.00	212.50
91282CBC4	1303	101	USTR	500,000.00	498,632.81	498,632.81	0.375	0.373	157.94	0.00	0.00	157.94
3130AKN28	1304	101	FHLB	500,000.00	500,000.00	500,000.00	0.550	0.540	229.17	0.00	0.00	229.17
51507LCC6	1305	101	LNDMRK	248,000.00	248,000.00	248,000.00	0.500	0.500	105.32	0.00	0.00	105.32
87270LDL4	1306	101	EVVBA	245,000.00	245,000.00	245,000.00	0.500	0.500	104.04	0.00	0.00	104.04
3137EAEX3	1307	101	FHLMC	500,000.00	495,999.50	495,999.50	0.375	0.371	156.25	0.00	0.00	156.25

City of La Quinta  
 Total Earnings  
 July 1, 2022 - July 31, 2022

CUSIP	Investment #	Fund	Issuer	Ending Par Value	Beginning Book Value	Ending Book Value	Current Rate	Annualized Yield	Adjusted Interest Earnings			Adjusted Interest Earnings
									Interest Earned	Amortization/ Accretion	Realized Gain/Loss	
<b>Fund: General Fund</b>												
45950VPS9	1308	101	IFC	500,000.00	497,300.00	497,300.00	0.500	0.507	214.09	0.00	0.00	214.09
91282CBH3	1309	101	USTR	500,000.00	495,100.00	495,100.00	0.375	0.382	160.49	0.00	0.00	160.49
3137EAEX3	1310	101	FHLMC	1,000,000.00	983,940.00	983,940.00	0.375	0.374	312.50	0.00	0.00	312.50
91282CAT8	1311	101	USTR	1,000,000.00	977,500.00	977,500.00	0.250	0.254	210.59	0.00	0.00	210.59
3130ALV92	1312	101	FHLB	500,000.00	500,000.00	500,000.00	1.050	1.030	437.50	0.00	0.00	437.50
39573LBC1	1313	101	GRNST	249,000.00	249,000.00	249,000.00	0.950	0.950	200.91	0.00	0.00	200.91
89235MKY6	1314	101	TOYFSB	245,000.00	245,000.00	245,000.00	0.900	0.900	187.27	0.00	0.00	187.27
91282CAZ4	1315	101	USTR	500,000.00	492,187.50	492,187.50	0.375	0.380	158.81	0.00	0.00	158.81
14622LAA0	1316	101	CARTER	248,000.00	248,000.00	248,000.00	0.750	0.750	157.97	0.00	0.00	157.97
31617CAV5	1317	101	FIDHMS	248,000.00	248,000.00	248,000.00	0.700	0.700	147.44	0.00	0.00	147.44
SYS1318	1318	101	DPME	613,712.88	597,351.67	613,712.88			0.00	0.00	0.00	0.00
91282CBQ3	1319	101	USTR	500,000.00	494,165.00	494,165.00	0.500	0.502	210.60	0.00	0.00	210.60
91282CBT7	1320	101	USTR	500,000.00	499,525.00	499,525.00	0.750	0.749	317.63	0.00	0.00	317.63
91282CCF6	1321	101	USTR	1,000,000.00	997,060.00	997,060.00	0.750	0.750	635.24	0.00	0.00	635.24
91282CBT7	1322	101	USTR	500,000.00	498,450.00	498,450.00	0.750	0.750	317.63	0.00	0.00	317.63
91282CCF6	1323	101	USTR	500,000.00	497,095.00	497,095.00	0.750	0.752	317.63	0.00	0.00	317.63
3130AMFS6	1324	101	FHLB	1,000,000.00	993,420.00	993,420.00	0.750	0.741	625.00	0.00	0.00	625.00
92559TAJ7	1325	101	VIBRNT	249,000.00	248,377.50	248,377.50	0.800	0.802	169.18	0.00	0.00	169.18
38149MXK4	1326	101	GLDMAN	248,000.00	248,000.00	248,000.00	1.000	1.000	210.63	0.00	0.00	210.63
795451AF0	1327	101	SALMAE	248,000.00	248,000.00	248,000.00	1.000	1.000	210.63	0.00	0.00	210.63
89388CEY0	1328	101	TABBK	248,000.00	248,000.00	248,000.00	0.400	0.400	84.25	0.00	0.00	84.25
06417NZQ9	1329	101	BKOZK	248,000.00	248,000.00	248,000.00	0.400	0.400	84.25	0.00	0.00	84.25
3133EM2C5	1330	101	FFCB	500,000.00	498,000.00	498,000.00	0.710	0.699	295.83	0.00	0.00	295.83
70962LAF9	1331	101	PENTGN	249,000.00	249,000.00	249,000.00	0.700	0.700	148.04	0.00	0.00	148.04
87165ET98	1332	101	SYNCHR	245,000.00	245,000.00	245,000.00	0.900	0.900	187.27	0.00	0.00	187.27
05580AD50	1333	101	BMW	245,000.00	245,000.00	245,000.00	0.650	0.650	135.25	0.00	0.00	135.25
20786ADL6	1334	101	CONNEC	248,000.00	248,000.00	248,000.00	0.800	0.800	168.51	0.00	0.00	168.51
91282CCP4	1335	101	USTR	1,000,000.00	983,750.00	983,750.00	0.625	0.640	534.94	0.00	0.00	534.94
91282CCW9	1336	101	USTR	1,000,000.00	988,500.00	988,500.00	0.750	0.753	631.80	0.00	0.00	631.80
3130APBM6	1337	101	FHLB	1,000,000.00	999,000.00	999,000.00	1.000	0.982	833.33	0.00	0.00	833.33
3133EM4X7	1338	101	FFCB	1,000,000.00	991,080.00	991,080.00	0.800	0.792	666.66	0.00	0.00	666.66
3130APB46	1339	101	FHLB	1,000,000.00	998,250.00	998,250.00	0.950	0.934	791.67	0.00	0.00	791.67
3133EMX64	1340	101	FFCB	500,000.00	499,002.04	499,002.04	0.170	0.167	70.83	0.00	0.00	70.83
91282CCN9	1341	101	USTR	500,000.00	497,792.97	497,792.97	0.125	0.127	53.50	0.00	0.00	53.50
91282CBE0	1342	101	USTR	1,000,000.00	991,000.00	991,000.00	0.125	0.126	106.08	0.00	0.00	106.08
91282CDB4	1343	101	USTR	1,000,000.00	996,320.00	996,320.00	0.625	0.626	529.37	0.00	0.00	529.37
3133ENCQ1	1344	101	FFCB	1,000,000.00	1,000,000.00	1,000,000.00	1.270	1.246	1,058.33	0.00	0.00	1,058.33

City of La Quinta  
 Total Earnings  
 July 1, 2022 - July 31, 2022

CUSIP	Investment #	Fund	Issuer	Ending Par Value	Beginning Book Value	Ending Book Value	Current Rate	Annualized Yield	Adjusted Interest Earnings			Adjusted Interest Earnings
									Interest Earned	Amortization/ Accretion	Realized Gain/Loss	
<b>Fund: General Fund</b>												
59013KPN0	1345	101	MRRCK	249,000.00	249,000.00	249,000.00	1.100	1.100	232.63	0.00	0.00	232.63
14042RQBO	1346	101	CAP1NA	248,000.00	248,000.00	248,000.00	1.100	1.100	231.69	0.00	0.00	231.69
3130APTV7	1347	101	FHLB	500,000.00	499,500.00	499,500.00	0.700	0.688	291.67	0.00	0.00	291.67
3133ENBT6	1348	101	FFCB	1,000,000.00	998,530.00	998,530.00	0.180	0.177	150.00	0.00	0.00	150.00
91282CBU4	1349	101	USTR	1,000,000.00	996,718.75	996,718.75	0.125	0.125	105.87	0.00	0.00	105.87
91282CCD1	1350	101	USTR	1,000,000.00	995,468.75	995,468.75	0.125	0.125	105.88	0.00	0.00	105.88
91282CBA8	1351	101	USTR	1,000,000.00	990,000.00	990,000.00	0.125	0.126	105.88	0.00	0.00	105.88
91282CBR1	1352	101	USTR	1,000,000.00	989,800.00	989,800.00	0.250	0.251	210.59	0.00	0.00	210.59
3130AP2U8	1353	101	FHLB	1,000,000.00	987,100.00	987,100.00	0.550	0.547	458.34	0.00	0.00	458.34
3135G06G3	1354	101	FNMA	1,000,000.00	976,300.00	976,300.00	0.500	0.503	416.67	0.00	0.00	416.67
3133ENGN4	1355	101	FFCB	1,000,000.00	1,000,000.00	1,000,000.00	0.970	0.952	808.33	0.00	0.00	808.33
501798RP9	1356	101	LCA	248,000.00	248,000.00	248,000.00	1.000	1.000	210.63	0.00	0.00	210.63
20825WAR1	1357	101	CNNXS	249,000.00	249,000.00	249,000.00	1.250	1.250	264.35	0.00	0.00	264.35
3130AQF65	1358	101	FHLB	1,000,000.00	999,750.00	999,750.00	1.250	1.227	1,041.67	0.00	0.00	1,041.67
3134GW6C5	1359	101	FHLMC	500,000.00	486,000.00	486,000.00	0.800	0.808	333.33	0.00	0.00	333.33
91282CBV2	1360	101	USTR	500,000.00	494,882.81	494,882.81	0.375	0.378	158.81	0.00	0.00	158.81
3137EAEU9	1361	101	FHLMC	500,000.00	487,090.00	487,090.00	0.375	0.378	156.25	0.00	0.00	156.25
3134GW5R3	1362	101	FHLMC	400,000.00	391,360.00	391,360.00	0.650	0.652	216.67	0.00	0.00	216.67
307811DF3	1363	101	FARMER	249,000.00	249,000.00	249,000.00	0.900	0.900	190.33	0.00	0.00	190.33
3130AQJR5	1364	101	FHLB	1,000,000.00	1,000,000.00	1,000,000.00	1.500	1.472	1,250.00	0.00	0.00	1,250.00
3135G03U5	1365	101	FNMA	500,000.00	487,790.00	487,790.00	0.625	0.629	260.42	0.00	0.00	260.42
3134GWUQ7	1366	101	FHLMC	1,000,000.00	945,570.00	945,570.00	0.700	0.726	583.34	0.00	0.00	583.34
3130AQSA2	1367	101	FHLB	1,000,000.00	1,000,000.00	1,000,000.00	1.830	1.796	1,525.00	0.00	0.00	1,525.00
89786MAF1	1368	101	TRUSKY	245,000.00	245,000.00	245,000.00	1.600	1.600	332.93	0.00	0.00	332.93
912828Z78	1369	101	USTR	1,000,000.00	986,700.00	986,700.00	1.500	1.532	1,283.85	0.00	0.00	1,283.85
07371AYE7	1370	101	BEALTX	245,000.00	245,000.00	245,000.00	1.900	1.900	395.35	0.00	0.00	395.35
07371CE88	1371	101	BEALUS	245,000.00	245,000.00	245,000.00	1.900	1.900	395.35	0.00	0.00	395.35
02357QAQ0	1372	101	AMRNT	245,000.00	245,000.00	245,000.00	1.600	1.600	332.93	0.00	0.00	332.93
59161YAP1	1373	101	METRO	249,000.00	249,000.00	249,000.00	1.700	1.700	359.52	0.00	0.00	359.52
3130AQWY5	1374	101	FHLB	1,000,000.00	1,000,000.00	1,000,000.00	1.700	1.668	1,416.67	0.00	0.00	1,416.67
27004PCM3	1375	101	EGLMRK	245,000.00	245,000.00	245,000.00	2.000	2.000	416.16	0.00	0.00	416.16
64034KAZ4	1376	101	NELNET	245,000.00	245,000.00	245,000.00	1.800	1.800	374.55	0.00	0.00	374.55
24773RCR4	1377	101	DELTA	245,000.00	245,000.00	245,000.00	2.000	2.000	416.17	0.00	0.00	416.17
91139LAB2	1378	101	URSVLT	248,000.00	248,000.00	248,000.00	1.900	1.900	400.20	0.00	0.00	400.20
565819AG4	1379	101	MRTTHON	248,000.00	248,000.00	248,000.00	1.800	1.800	379.13	0.00	0.00	379.13
91282CCW9	1380	101	USTR	500,000.00	466,454.17	466,454.17	0.750	0.797	315.89	0.00	0.00	315.89
91282CDG3	1381	101	USTR	500,000.00	473,396.82	473,396.82	1.125	1.179	473.85	0.00	0.00	473.85




City of La Quinta  
 Total Earnings  
 July 1, 2022 - July 31, 2022

CUSIP	Investment #	Fund	Issuer	Ending Par Value	Beginning Book Value	Ending Book Value	Current Rate	Annualized Yield	Adjusted Interest Earnings			Adjusted Interest Earnings
									Interest Earned	Amortization/ Accretion	Realized Gain/Loss	
<b>Fund: General Fund</b>												
91282CBQ3	1382	101	USTR	750,000.00	698,025.00	698,025.00	0.500	0.533	315.89	0.00	0.00	315.89
9128286S4	1383	101	USTR	1,000,000.00	999,010.00	999,010.00	2.375	2.358	2,000.68	0.00	0.00	2,000.68
50625LAW3	1384	101	LFYTT	248,000.00	248,000.00	248,000.00	2.050	2.050	431.79	0.00	0.00	431.79
3130ARGJ4	1385	101	FHLB	500,000.00	500,000.00	500,000.00	2.500	2.453	1,041.67	0.00	0.00	1,041.67
20033A3A2	1386	101	CCBA	248,000.00	248,000.00	248,000.00	2.650	2.650	558.16	0.00	0.00	558.16
3130ARGY1	1387	101	FHLB	1,000,000.00	1,000,000.00	1,000,000.00	2.700	2.649	2,250.00	0.00	0.00	2,250.00
02007GPX5	1388	101	ALLY	245,000.00	245,000.00	245,000.00	2.550	2.550	530.61	0.00	0.00	530.61
52168UHY1	1389	101	LEADR	245,000.00	245,000.00	245,000.00	2.550	2.550	530.61	0.00	0.00	530.61
9128283D0	1390	101	USTR	1,000,000.00	985,190.00	985,190.00	2.250	2.265	1,895.38	0.00	0.00	1,895.38
91282CEF4	1391	101	USTR	1,000,000.00	976,860.00	976,860.00	2.500	2.552	2,117.49	0.00	0.00	2,117.49
254673E69	1392	101	DISCOV	245,000.00	245,000.00	245,000.00	3.100	3.100	645.06	0.00	0.00	645.06
91282CAR2	1393	101	USTR	4,000,000.00	3,979,880.00	3,979,880.00	0.125	0.125	421.20	0.00	0.00	421.20
91282CBD2	1394	101	USTR	2,000,000.00	1,982,265.63	1,982,265.63	0.125	0.125	210.60	0.00	0.00	210.60
91282CAN1	1395	101	USTR	4,000,000.00	3,985,625.00	3,985,625.00	0.125	0.125	423.50	0.00	0.00	423.50
48115LAD6	1396	101	JOVIA	248,000.00	248,000.00	248,000.00	2.500	2.500	526.57	0.00	0.00	526.57
912828X88	1397	101	USTR	1,000,000.00	969,687.50	969,687.50	2.375	2.429	2,000.68	0.00	0.00	2,000.68
91282CEN7	1398	101	USTR	500,000.00	495,000.00	495,000.00	2.750	2.755	1,158.28	0.00	0.00	1,158.28
91282CET4	1399	101	USTR	500,000.00	491,842.18	491,842.18	2.625	2.661	1,111.68	0.00	0.00	1,111.68
9128282U3	1400	101	USTR	500,000.00	490,850.00	490,850.00	1.875	1.894	789.74	0.00	0.00	789.74
3133ENYH7	1401	101	FFCB	500,000.00	499,080.00	499,080.00	2.625	2.580	1,093.75	0.00	0.00	1,093.75
91282CBD2	1402	101	USTR	3,000,000.00	2,972,578.13	2,972,578.13	0.125	0.125	315.90	0.00	0.00	315.90
91282CAX9	1403	101	USTR	4,000,000.00	3,972,031.25	3,972,031.25	0.125	0.126	423.49	0.00	0.00	423.49
91282CAN1	1404	101	USTR	2,000,000.00	1,992,780.00	1,992,780.00	0.125	0.125	211.74	0.00	0.00	211.74
91282CAG6	1405	101	USTR	5,000,000.00	4,988,450.00	4,988,450.00	0.125	0.124	526.50	0.00	0.00	526.50
91282CAR2	1406	101	USTR	2,000,000.00	1,989,440.00	1,989,440.00	0.125	0.125	210.59	0.00	0.00	210.59
912828N30	1407	101	USTR	2,000,000.00	1,996,240.00	1,996,240.00	2.125	2.112	3,580.16	0.00	0.00	3,580.16
912828M80	1408	101	USTR	3,000,000.00	2,996,670.00	2,996,670.00	2.000	1.997	5,081.96	0.00	0.00	5,081.96
3130ASDV8	1409	101	FHLB	300,000.00	300,000.00	300,000.00	3.300	3.238	825.00	0.00	0.00	825.00
9128283C2	1410	101	USTR	2,000,000.00	1,999,940.00	1,999,940.00	2.000	1.984	3,369.57	0.00	0.00	3,369.57
91282CAN1	1411	101	USTR	2,000,000.00	1,991,942.00	1,991,942.00	0.125	0.125	211.74	0.00	0.00	211.74
912828N30	1412	101	USTR	2,000,000.00	1,996,680.00	1,996,680.00	2.125	2.111	3,580.16	0.00	0.00	3,580.16
912828M80	1413	101	USTR	2,000,000.00	1,997,980.00	1,997,980.00	2.000	1.997	3,387.98	0.00	0.00	3,387.98
9128283C2	1414	101	USTR	1,000,000.00	999,977.00	999,977.00	2.000	1.984	1,684.78	0.00	0.00	1,684.78
89269FDP7	1415	101	TRADCP	246,000.00	0.00	246,000.00	3.000	3.000	242.63	0.00	0.00	242.63
912828XT2	1418	101	USTR	1,000,000.00	985,240.00	985,240.00	2.000	2.024	1,693.99	0.00	0.00	1,693.99
397417AQ9	1419	101	GRNWDS	248,000.00	248,000.00	248,000.00	3.050	3.050	642.43	0.00	0.00	642.43

City of La Quinta  
 Total Earnings  
 July 1, 2022 - July 31, 2022

CUSIP	Investment #	Fund	Issuer	Ending Par Value	Beginning Book Value	Ending Book Value	Current Rate	Annualized Yield	Adjusted Interest Earnings			Adjusted Interest Earnings
									Interest Earned	Amortization/ Accretion	Realized Gain/Loss	
			<b>Subtotal</b>	<b>224,160,151.48</b>	<b>218,330,917.90</b>	<b>223,364,601.15</b>		<b>1.146</b>	<b>214,313.78</b>	<b>0.00</b>	<b>0.00</b>	<b>214,313.78</b>
<b>Fund: Fiscal Agent</b>												
SYS1058	1058	231	USBANK	26.01	26.01	26.01			0.00	0.00	0.00	0.00
			<b>Subtotal</b>	<b>26.01</b>	<b>26.01</b>	<b>26.01</b>			<b>0.00</b>	<b>0.00</b>	<b>0.00</b>	<b>0.00</b>
<b>Fund: Housing Authority : WSA and LQ</b>												
SYS1062	1062	241	LQPR	403,375.75	390,461.07	403,375.75			0.00	0.00	0.00	0.00
			<b>Subtotal</b>	<b>403,375.75</b>	<b>390,461.07</b>	<b>403,375.75</b>			<b>0.00</b>	<b>0.00</b>	<b>0.00</b>	<b>0.00</b>
<b>Fund: SA Low/Mod Bond Fund</b>												
25-33-005	1113	249	LAIF	2,018,767.39	2,010,227.97	2,018,767.39	1.090	1.353	2,310.83	0.00	0.00	2,310.83
			<b>Subtotal</b>	<b>2,018,767.39</b>	<b>2,010,227.97</b>	<b>2,018,767.39</b>		<b>1.353</b>	<b>2,310.83</b>	<b>0.00</b>	<b>0.00</b>	<b>2,310.83</b>
			<b>Total</b>	<b>226,582,320.63</b>	<b>220,731,632.95</b>	<b>225,786,770.30</b>		<b>1.146</b>	<b>216,624.61</b>	<b>0.00</b>	<b>0.00</b>	<b>216,624.61</b>

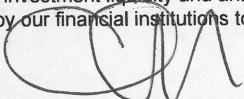


**City of La Quinta  
Portfolio Management  
Portfolio Summary  
August 31, 2022**

<b>Investments</b>	<b>Par Value</b>	<b>Market Value</b>	<b>Book Value</b>	<b>% of Portfolio</b>	<b>Term</b>	<b>Days to Maturity</b>	<b>YTM 365 Equiv.</b>
Bank Accounts	11,913,388.12	11,913,388.12	11,913,388.12	5.34	1	1	0.000
Local Agency Investment Fund-City	28,728,722.48	28,308,807.15	28,728,722.48	12.87	1	1	1.276
Local Agency Invstmnt Fund-Housing	2,018,767.39	1,992,886.54	2,018,767.39	0.90	1	1	1.276
Money Market Accounts - CAMP	17,972,088.30	17,972,088.30	17,972,088.30	8.05	1	1	2.300
Federal Agency Coupon Securities	39,750,000.00	37,089,204.00	39,534,153.90	17.70	1,574	1,026	1.206
Treasury Coupon Securities	62,750,000.00	61,069,002.50	62,194,013.94	27.85	699	518	1.695
Certificate of Deposits	32,109,000.00	30,825,164.20	32,108,377.50	14.38	1,666	792	1.923
Corporate Notes	1,900,000.00	1,839,149.00	1,857,560.00	0.83	1,578	479	2.287
Money Market with Fiscal Agent	14,973,176.11	14,973,176.11	14,973,176.11	6.71	1	1	0.000
CERBT - OPEB Trust	1,792,152.96	1,792,152.96	1,792,152.96	0.80	1	1	0.000
PARS Pension Trust	10,207,728.18	10,207,728.18	10,207,728.18	4.57	1	1	0.000
	<b>224,115,023.54</b>	<b>217,982,747.06</b>	<b>223,300,128.88</b>	<b>100.00%</b>	<b>727</b>	<b>444</b>	<b>1.342</b>

<b>Total Earnings</b>	<b>August 31 Month Ending</b>	<b>Fiscal Year To Date</b>
Current Year	242,858.75	459,483.36
<b>Average Daily Balance</b>	<b>219,428,163.90</b>	<b>221,400,377.36</b>
<b>Effective Rate of Return</b>	<b>1.30%</b>	<b>1.22%</b>

I certify that this report accurately reflects all pooled investments and is in compliance with the California Government Code and the City Investment Policy. As Treasurer of the City of La Quinta, I hereby certify that sufficient investment liquidity and anticipated revenues are available to meet the City's expenditure requirements for the next six months. The City of La Quinta used the monthly account statements issued by our financial institutions to determine the fair market value of investments at month end.

  
 \_\_\_\_\_ 12/8/22  
 Claudia Martinez, Finance Director/City Treasurer

Reporting period 08/01/2022-08/31/2022

Run Date: 12/07/2022 - 20:26

Portfolio CITY  
 CP  
 PM (PRF\_PM1) 7.3.0  
 Report Ver. 7.3.6.1

**City of La Quinta  
Portfolio Management  
Portfolio Details - Investments  
August 31, 2022**

CUSIP	Investment #	Issuer	Average Balance	Purchase Date	Par Value	Market Value	Book Value	Stated Rate	Days to Term	YTM 365	Maturity Date
<b>Bank Accounts</b>											
SYS1293	1293	Bank of New York		09/01/2020	5,796,058.77	5,796,058.77	5,796,058.77		1	1	0.000
059731851	1228	Bank of the West		08/20/2019	5,048,779.42	5,048,779.42	5,048,779.42		1	1	0.000
SYS1059	1059	City Petty Cash		07/01/2016	3,300.00	3,300.00	3,300.00		1	1	0.000
SYS1318	1318	Dune Palms Mobile Estates		03/09/2021	649,117.42	649,117.42	649,117.42		1	1	0.000
SYS1062	1062	La Quinta Palms Realty		07/01/2016	416,132.51	416,132.51	416,132.51		1	1	0.000
<b>Subtotal and Average</b>			<b>6,332,571.35</b>		<b>11,913,388.12</b>	<b>11,913,388.12</b>	<b>11,913,388.12</b>		<b>1</b>	<b>1</b>	<b>0.000</b>
<b>Local Agency Investment Fund-City</b>											
98-33-434	1055	Local Agency Inv Fund			28,728,722.48	28,308,807.15	28,728,722.48	1.276	1	1	1.276
<b>Subtotal and Average</b>			<b>29,760,980.54</b>		<b>28,728,722.48</b>	<b>28,308,807.15</b>	<b>28,728,722.48</b>		<b>1</b>	<b>1</b>	<b>1.276</b>
<b>Local Agency Invstmnt Fund-Housing</b>											
25-33-005	1113	Local Agency Inv Fund			2,018,767.39	1,992,886.54	2,018,767.39	1.276	1	1	1.276
<b>Subtotal and Average</b>			<b>2,018,767.39</b>		<b>2,018,767.39</b>	<b>1,992,886.54</b>	<b>2,018,767.39</b>		<b>1</b>	<b>1</b>	<b>1.276</b>
<b>Money Market Accounts - CAMP</b>											
SYS1153	1153	California Asset Management Pr		09/26/2018	17,972,088.30	17,972,088.30	17,972,088.30	2.300	1	1	2.300
<b>Subtotal and Average</b>			<b>29,046,500.68</b>		<b>17,972,088.30</b>	<b>17,972,088.30</b>	<b>17,972,088.30</b>		<b>1</b>	<b>1</b>	<b>2.300</b>
<b>Federal Agency Coupon Securities</b>											
3135G0W33	1233	Federal National Mtg Assn		10/29/2019	1,000,000.00	999,850.00	992,100.00	1.375	1,043	5	1.659 09/06/2022
3133EGWJ0	1247	Federal Farm Credit Bank		02/05/2020	1,000,000.00	999,080.00	999,217.36	1.400	967	28	1.430 09/29/2022
3133EKQP4	1198	Federal Farm Credit Bank		06/20/2019	500,000.00	498,765.00	499,500.00	1.875	1,271	102	1.905 12/12/2022
3133ENBT6	1348	Federal Farm Credit Bank		12/07/2021	1,000,000.00	988,240.00	998,530.00	0.180	414	146	0.310 01/25/2023
3133EMX64	1340	Federal Farm Credit Bank		10/22/2021	500,000.00	489,520.00	499,002.04	0.170	553	239	0.302 04/28/2023
3133EKZK5	1223	Federal Farm Credit Bank		09/12/2019	500,000.00	490,795.00	499,400.00	1.600	1,432	347	1.632 08/14/2023
3133EJYL7	1158	Federal Farm Credit Bank		10/15/2018	250,000.00	248,175.00	247,275.00	2.800	1,786	369	3.041 09/05/2023
3133EK4X1	1234	Federal Farm Credit Bank		11/01/2019	1,000,000.00	977,530.00	996,900.00	1.600	1,461	426	1.680 11/01/2023
3130AFW94	1177	Federal Home Loan Bank		03/01/2019	500,000.00	493,875.00	498,550.00	2.500	1,810	530	2.563 02/13/2024
3133ELNE0	1246	Federal Farm Credit Bank		02/14/2020	1,000,000.00	972,430.00	999,000.00	1.430	1,461	531	1.456 02/14/2024
3133ENYH7	1401	Federal Farm Credit Bank		06/10/2022	500,000.00	492,820.00	499,080.00	2.625	731	648	2.720 06/10/2024
3135G0V75	1206	Federal National Mtg Assn		07/15/2019	500,000.00	485,310.00	495,950.00	1.750	1,814	670	1.922 07/02/2024
3133EKWV4	1212	Federal Farm Credit Bank		08/02/2019	500,000.00	484,905.00	499,500.00	1.850	1,820	694	1.871 07/26/2024
3133EKP75	1224	Federal Farm Credit Bank		09/17/2019	500,000.00	482,585.00	498,750.00	1.600	1,827	747	1.652 09/17/2024
3133ELEA8	1242	Federal Farm Credit Bank		12/17/2019	1,000,000.00	967,080.00	998,600.00	1.700	1,736	747	1.731 09/17/2024

**City of La Quinta  
Portfolio Management  
Portfolio Details - Investments  
August 31, 2022**

CUSIP	Investment #	Issuer	Average Balance	Purchase Date	Par Value	Market Value	Book Value	Stated Rate	Days to Term	YTM 365	Maturity Date
<b>Federal Agency Coupon Securities</b>											
3135G06E8	1291	Federal National Mtg Assn		11/18/2020	500,000.00	465,330.00	499,250.00	0.420	1,461	809	0.458 11/18/2024
3133ENGN4	1355	Federal Farm Credit Bank		12/09/2021	1,000,000.00	940,710.00	1,000,000.00	0.970	1,096	830	0.970 12/09/2024
3135GAAW1	1300	Federal National Mtg Assn		12/30/2020	500,000.00	463,345.00	500,000.00	0.400	1,461	851	0.400 12/30/2024
3130AP2U8	1353	Federal Home Loan Bank		12/07/2021	1,000,000.00	928,230.00	987,100.00	0.550	1,127	859	0.976 01/07/2025
3130AQWY5	1374	Federal Home Loan Bank		02/25/2022	1,000,000.00	950,760.00	1,000,000.00	1.700	1,095	907	1.700 02/24/2025
3135G03U5	1365	Federal National Mtg Assn		01/28/2022	500,000.00	463,235.00	487,790.00	0.625	1,180	964	1.400 04/22/2025
3134GVYG7	1279	Federal Home Loan Mtg Corp		05/27/2020	1,000,000.00	926,720.00	1,000,000.00	0.625	1,826	999	0.625 05/27/2025
3133ELH23	1280	Federal Farm Credit Bank		06/09/2020	500,000.00	461,150.00	499,850.00	0.500	1,826	1,012	0.506 06/09/2025
3133ELH80	1282	Federal Farm Credit Bank		06/10/2020	500,000.00	460,090.00	500,000.00	0.680	1,826	1,013	0.680 06/10/2025
3130AJKW8	1281	Federal Home Loan Bank		06/03/2020	500,000.00	461,330.00	499,850.00	0.500	1,836	1,016	0.506 06/13/2025
3130AJRP6	1283	Federal Home Loan Bank		06/30/2020	300,000.00	275,232.00	300,000.00	0.680	1,826	1,033	0.680 06/30/2025
3137EAEU9	1297	Federal Home Loan Mtg Corp		12/07/2020	1,000,000.00	915,330.00	997,300.00	0.375	1,687	1,054	0.434 07/21/2025
3137EAEU9	1361	Federal Home Loan Mtg Corp		01/05/2022	500,000.00	457,665.00	487,090.00	0.375	1,293	1,054	1.120 07/21/2025
3135G05S8	1288	Federal National Mtg Assn		08/14/2020	500,000.00	455,115.00	500,000.00	0.500	1,826	1,078	0.500 08/14/2025
3136G4M75	1290	Federal National Mtg Assn		08/28/2020	500,000.00	457,905.00	499,750.00	0.520	1,816	1,082	0.530 08/18/2025
3136G4N74	1289	Federal National Mtg Assn		08/21/2020	1,000,000.00	913,540.00	1,000,000.00	0.560	1,826	1,085	0.560 08/21/2025
3137EAEX3	1307	Federal Home Loan Mtg Corp		02/23/2021	500,000.00	455,725.00	495,999.50	0.375	1,673	1,118	0.552 09/23/2025
3137EAEX3	1310	Federal Home Loan Mtg Corp		03/30/2021	1,000,000.00	911,450.00	983,940.00	0.375	1,638	1,118	0.740 09/23/2025
3130ARGJ4	1385	Federal Home Loan Bank		04/14/2022	500,000.00	480,890.00	500,000.00	2.500	1,279	1,139	2.500 10/14/2025
3134GW5R3	1362	Federal Home Loan Mtg Corp		01/05/2022	400,000.00	363,624.00	391,360.00	0.650	1,391	1,152	1.232 10/27/2025
3135G06G3	1354	Federal National Mtg Assn		12/07/2021	1,000,000.00	910,680.00	976,300.00	0.500	1,431	1,163	1.120 11/07/2025
3135GA2Z3	1292	Federal National Mtg Assn		11/17/2020	500,000.00	452,485.00	499,250.00	0.560	1,826	1,173	0.590 11/17/2025
3130AKFA9	1298	Federal Home Loan Bank		12/07/2020	500,000.00	452,475.00	497,400.00	0.375	1,831	1,198	0.480 12/12/2025
3135GA7D7	1299	Federal National Mtg Assn		12/23/2020	500,000.00	451,865.00	500,000.00	0.600	1,826	1,209	0.600 12/23/2025
3134GXGZ1	1301	Federal Home Loan Mtg Corp		12/30/2020	500,000.00	453,890.00	500,000.00	0.550	1,826	1,216	0.550 12/30/2025
3130AKMZ6	1302	Federal Home Loan Bank		01/14/2021	500,000.00	448,960.00	500,000.00	0.510	1,826	1,231	0.510 01/14/2026
3130AKN28	1304	Federal Home Loan Bank		01/29/2021	500,000.00	449,040.00	500,000.00	0.550	1,826	1,246	0.550 01/29/2026
3130ALV92	1312	Federal Home Loan Bank		03/30/2021	500,000.00	459,925.00	500,000.00	1.050	1,826	1,306	0.938 03/30/2026
3130AMFS6	1324	Federal Home Loan Bank		06/17/2021	1,000,000.00	905,400.00	993,420.00	0.750	1,821	1,380	0.885 06/12/2026
3133EM2C5	1330	Federal Farm Credit Bank		08/10/2021	500,000.00	446,200.00	498,000.00	0.710	1,826	1,439	0.792 08/10/2026
3133EM4X7	1338	Federal Farm Credit Bank		09/28/2021	1,000,000.00	899,070.00	991,080.00	0.800	1,808	1,470	0.985 09/10/2026
3130APBM6	1337	Federal Home Loan Bank		09/30/2021	1,000,000.00	898,010.00	999,000.00	1.000	1,826	1,490	1.021 09/30/2026
3130APB46	1339	Federal Home Loan Bank		10/13/2021	1,000,000.00	895,400.00	998,250.00	0.950	1,826	1,503	0.986 10/13/2026
3134GW6C5	1359	Federal Home Loan Mtg Corp		01/05/2022	500,000.00	446,210.00	486,000.00	0.800	1,757	1,518	1.403 10/28/2026
3133ENCQ1	1344	Federal Farm Credit Bank		11/02/2021	1,000,000.00	907,620.00	1,000,000.00	1.270	1,826	1,523	1.270 11/02/2026
3130APT7	1347	Federal Home Loan Bank		11/24/2021	500,000.00	458,775.00	499,500.00	0.700	1,826	1,545	1.489 11/24/2026

**City of La Quinta  
Portfolio Management  
Portfolio Details - Investments  
August 31, 2022**

CUSIP	Investment #	Issuer	Average Balance	Purchase Date	Par Value	Market Value	Book Value	Stated Rate	Days to Term	YTM 365	Maturity Date
<b>Federal Agency Coupon Securities</b>											
3130AQF65	1358	Federal Home Loan Bank		12/22/2021	1,000,000.00	916,640.00	999,750.00	1.250	1,825	1,572	1.255 12/21/2026
3134GWUQ7	1366	Federal Home Loan Mtg Corp		02/10/2022	1,000,000.00	883,230.00	945,570.00	0.700	1,784	1,581	1.870 12/30/2026
3130AQJR5	1364	Federal Home Loan Bank		01/27/2022	1,000,000.00	910,050.00	1,000,000.00	1.500	1,826	1,609	1.500 01/27/2027
3130AQSA2	1367	Federal Home Loan Bank		02/10/2022	1,000,000.00	921,410.00	1,000,000.00	1.830	1,826	1,623	1.830 02/10/2027
3130ARGY1	1387	Federal Home Loan Bank		04/19/2022	1,000,000.00	952,500.00	1,000,000.00	2.700	1,826	1,691	2.700 04/19/2027
3130ASDV8	1409	Federal Home Loan Bank		06/28/2022	300,000.00	291,033.00	300,000.00	3.300	1,826	1,761	3.300 06/28/2027
<b>Subtotal and Average</b>			<b>39,534,153.90</b>		<b>39,750,000.00</b>	<b>37,089,204.00</b>	<b>39,534,153.90</b>		<b>1,574</b>	<b>1,026</b>	<b>1.206</b>
<b>Treasury Coupon Securities</b>											
9128282W9	1178	U.S. Treasury		03/01/2019	500,000.00	499,835.00	489,687.50	1.875	1,309	29	2.480 09/30/2022
91282CAN1	1395	U.S. Treasury		06/06/2022	4,000,000.00	3,993,200.00	3,985,625.00	0.125	116	29	1.263 09/30/2022
91282CAN1	1404	U.S. Treasury		06/13/2022	2,000,000.00	1,996,600.00	1,992,780.00	0.125	109	29	1.342 09/30/2022
91282CAN1	1411	U.S. Treasury		06/29/2022	2,000,000.00	1,996,600.00	1,991,942.00	0.125	93	29	1.717 09/30/2022
91282CAR2	1393	U.S. Treasury		06/06/2022	4,000,000.00	3,983,320.00	3,979,880.00	0.125	147	60	1.391 10/31/2022
91282CAR2	1406	U.S. Treasury		06/13/2022	2,000,000.00	1,991,660.00	1,989,440.00	0.125	140	60	1.521 10/31/2022
9128283C2	1410	U.S. Treasury		06/29/2022	2,000,000.00	1,997,680.00	1,999,940.00	2.000	124	60	2.002 10/31/2022
9128283C2	1414	U.S. Treasury		06/30/2022	1,000,000.00	998,840.00	999,977.00	2.000	123	60	2.000 10/31/2022
91282CAX9	1403	U.S. Treasury		06/13/2022	4,000,000.00	3,973,600.00	3,972,031.25	0.125	170	90	1.642 11/30/2022
912828M80	1408	U.S. Treasury		06/28/2022	3,000,000.00	2,993,820.00	2,996,670.00	2.000	155	90	2.261 11/30/2022
912828M80	1413	U.S. Treasury		06/30/2022	2,000,000.00	1,995,880.00	1,997,980.00	2.000	153	90	2.240 11/30/2022
91282CBD2	1394	U.S. Treasury		06/06/2022	2,000,000.00	1,980,860.00	1,982,265.63	0.125	208	121	1.705 12/31/2022
91282CBD2	1402	U.S. Treasury		06/13/2022	3,000,000.00	2,971,290.00	2,972,578.13	0.125	201	121	1.812 12/31/2022
912828N30	1407	U.S. Treasury		06/28/2022	2,000,000.00	1,993,820.00	1,996,240.00	2.125	186	121	2.501 12/31/2022
912828N30	1412	U.S. Treasury		06/30/2022	2,000,000.00	1,993,820.00	1,996,680.00	2.125	184	121	2.461 12/31/2022
91282CBU4	1349	U.S. Treasury		12/07/2021	1,000,000.00	982,230.00	996,718.75	0.125	479	211	0.376 03/31/2023
91282CCD1	1350	U.S. Treasury		12/07/2021	1,000,000.00	976,250.00	995,468.75	0.125	540	272	0.432 05/31/2023
91282CCN9	1341	U.S. Treasury		10/22/2021	500,000.00	485,040.00	497,792.97	0.125	647	333	0.375 07/31/2023
912828T26	1217	U.S. Treasury		08/21/2019	500,000.00	489,025.00	499,300.00	1.375	1,501	394	1.410 09/30/2023
91282CBA8	1351	U.S. Treasury		12/07/2021	1,000,000.00	958,670.00	990,000.00	0.125	738	470	0.623 12/15/2023
91282CBE0	1342	U.S. Treasury		10/22/2021	1,000,000.00	955,660.00	991,000.00	0.125	815	501	0.531 01/15/2024
91282CBR1	1352	U.S. Treasury		12/07/2021	1,000,000.00	952,150.00	989,800.00	0.250	829	561	0.704 03/15/2024
91282CBV2	1360	U.S. Treasury		01/05/2022	500,000.00	475,725.00	494,882.81	0.375	831	592	0.830 04/15/2024
912828XT2	1418	U.S. Treasury		05/04/2022	1,000,000.00	975,630.00	985,240.00	2.000	758	638	2.736 05/31/2024
9128282U3	1400	U.S. Treasury		06/09/2022	500,000.00	485,100.00	490,850.00	1.875	814	730	2.727 08/31/2024
91282CDB4	1343	U.S. Treasury		10/22/2021	1,000,000.00	942,580.00	996,320.00	0.625	1,089	775	0.750 10/15/2024

**City of La Quinta  
Portfolio Management  
Portfolio Details - Investments  
August 31, 2022**

CUSIP	Investment #	Issuer	Average Balance	Purchase Date	Par Value	Market Value	Book Value	Stated Rate	Days to Term	YTM 365	Maturity Date
<b>Treasury Coupon Securities</b>											
9128283D0	1390	U.S. Treasury		05/03/2022	1,000,000.00	975,230.00	985,190.00	2.250	912	791	2.870 10/31/2024
912828YV6	1241	U.S. Treasury		12/16/2019	1,000,000.00	958,090.00	989,687.50	1.500	1,811	821	1.718 11/30/2024
91282CAT8	1311	U.S. Treasury		03/30/2021	1,000,000.00	904,260.00	977,500.00	0.250	1,676	1,156	0.750 10/31/2025
91282CAZ4	1315	U.S. Treasury		04/22/2021	500,000.00	452,715.00	492,187.50	0.375	1,683	1,186	0.720 11/30/2025
91282CBC4	1303	U.S. Treasury		01/07/2021	500,000.00	451,700.00	498,632.81	0.375	1,819	1,217	0.431 12/31/2025
91282CBH3	1309	U.S. Treasury		02/23/2021	500,000.00	450,530.00	495,100.00	0.375	1,803	1,248	0.577 01/31/2026
91282CBQ3	1319	U.S. Treasury		05/28/2021	500,000.00	451,545.00	494,165.00	0.500	1,737	1,276	0.750 02/28/2026
91282CBQ3	1382	U.S. Treasury		03/23/2022	750,000.00	677,317.50	698,025.00	0.500	1,438	1,276	2.353 02/28/2026
91282CBT7	1320	U.S. Treasury		05/28/2021	500,000.00	454,845.00	499,525.00	0.750	1,768	1,307	0.770 03/31/2026
91282CBT7	1322	U.S. Treasury		06/17/2021	500,000.00	454,845.00	498,450.00	0.750	1,748	1,307	0.816 03/31/2026
9128286S4	1383	U.S. Treasury		03/23/2022	1,000,000.00	964,960.00	999,010.00	2.375	1,499	1,337	2.400 04/30/2026
91282CCF6	1321	U.S. Treasury		06/01/2021	1,000,000.00	906,250.00	997,060.00	0.750	1,825	1,368	0.810 05/31/2026
91282CCF6	1323	U.S. Treasury		06/17/2021	500,000.00	453,125.00	497,095.00	0.750	1,809	1,368	0.870 05/31/2026
91282CCP4	1335	U.S. Treasury		09/29/2021	1,000,000.00	898,440.00	983,750.00	0.625	1,766	1,429	0.970 07/31/2026
91282CCW9	1336	U.S. Treasury		09/29/2021	1,000,000.00	901,290.00	988,500.00	0.750	1,797	1,460	0.990 08/31/2026
91282CCW9	1380	U.S. Treasury		03/22/2022	500,000.00	450,645.00	466,454.17	0.750	1,623	1,460	2.350 08/31/2026
91282CDG3	1381	U.S. Treasury		03/22/2022	500,000.00	456,170.00	473,396.82	1.125	1,684	1,521	2.350 10/31/2026
912828Z78	1369	U.S. Treasury		02/10/2022	1,000,000.00	924,060.00	986,700.00	1.500	1,816	1,613	1.781 01/31/2027
91282CEF4	1391	U.S. Treasury		05/03/2022	1,000,000.00	964,410.00	976,860.00	2.500	1,793	1,672	3.010 03/31/2027
91282CEN7	1398	U.S. Treasury		06/08/2022	500,000.00	487,420.00	495,000.00	2.750	1,787	1,702	2.971 04/30/2027
912828X88	1397	U.S. Treasury		06/07/2022	1,000,000.00	957,730.00	969,687.50	2.375	1,803	1,717	3.041 05/15/2027
91282CET4	1399	U.S. Treasury		06/08/2022	500,000.00	485,000.00	491,842.18	2.625	1,818	1,733	2.980 05/31/2027
91282CFB2	1417	U.S. Treasury		08/15/2022	1,000,000.00	974,770.00	989,460.00	2.750	1,811	1,794	2.980 07/31/2027
91282CFB2	1422	U.S. Treasury		08/29/2022	1,000,000.00	974,770.00	979,645.67	2.750	1,797	1,794	3.200 07/31/2027
<b>Subtotal and Average</b>			<b>65,689,852.04</b>		<b>62,750,000.00</b>	<b>61,069,002.50</b>	<b>62,194,013.94</b>		<b>699</b>	<b>518</b>	<b>1.695</b>

**Certificate of Deposits**

01859BAA3	1095	Alliance Credit Union		10/13/2017	245,000.00	244,917.73	245,000.00	2.250	1,826	42	2.251 10/13/2022
06740KLJ4	1097	Barclays Bank		10/25/2017	240,000.00	239,915.80	240,000.00	2.300	1,826	54	2.291 10/25/2022
62384RAC0	1099	Mountain America Federal CU		11/08/2017	245,000.00	244,761.19	245,000.00	2.300	1,826	68	2.301 11/08/2022
22766ACB9	1106	CrossFirst Bank		11/20/2017	245,000.00	244,673.13	245,000.00	2.200	1,824	78	2.201 11/18/2022
29367QCP1	1107	Enterprise Bank, NA		11/28/2017	245,000.00	244,601.99	245,000.00	2.150	1,826	88	2.151 11/28/2022
58404DCX7	1169	Medallion Bank		12/07/2018	248,000.00	248,227.97	248,000.00	3.400	1,461	97	3.402 12/07/2022
75701LAB3	1166	Red Rocks Credit Union		12/07/2018	248,000.00	248,194.40	248,000.00	3.350	1,461	97	3.352 12/07/2022
499724AB8	1110	Knoxville TVA Credit Union		12/29/2017	245,000.00	244,464.34	245,000.00	2.400	1,826	119	2.401 12/29/2022

**City of La Quinta  
Portfolio Management  
Portfolio Details - Investments  
August 31, 2022**

CUSIP	Investment #	Issuer	Average Balance	Purchase Date	Par Value	Market Value	Book Value	Stated Rate	Days to Term Maturity	YTM 365	Maturity Date
<b>Certificate of Deposits</b>											
49228XAK6	1239	Kern FCU		12/30/2019	248,000.00	247,039.23	248,000.00	1.900	1,096	120	1.902 12/30/2022
79772FAC0	1240	San Francisco FCU		12/30/2019	248,000.00	246,997.81	248,000.00	1.850	1,096	120	1.852 12/30/2022
949495AT2	1244	Wells Fargo Natl Bank West		01/29/2020	248,000.00	246,566.88	248,000.00	1.900	1,097	151	1.900 01/30/2023
81768PAF3	1254	Servisfirst Bank		02/21/2020	248,000.00	245,791.89	248,000.00	1.600	1,096	173	1.601 02/21/2023
92535LCD4	1180	Verus Bank of Commerce		02/28/2019	248,000.00	247,061.91	248,000.00	2.700	1,461	180	2.700 02/28/2023
034577AH9	1119	Aneca Federal Credit Union		03/22/2018	245,000.00	243,907.91	245,000.00	2.800	1,826	202	2.802 03/22/2023
66704MEQ0	1263	Northstar Bank		03/31/2020	248,000.00	244,350.42	248,000.00	1.150	1,095	211	1.150 03/31/2023
954444BS3	1265	West Michigan Cmnty Bk		03/31/2020	248,000.00	244,350.42	248,000.00	1.150	1,095	211	1.150 03/31/2023
17312QJ26	1123	Citibank NA		04/11/2018	245,000.00	243,827.06	245,000.00	2.900	1,826	222	2.902 04/11/2023
20726ABA5	1189	Congressional Bank		04/30/2019	248,000.00	246,075.57	248,000.00	2.500	1,459	239	2.502 04/28/2023
29278TAY6	1125	EnerBank USA		04/30/2018	240,000.00	238,847.79	240,000.00	2.950	1,824	239	2.952 04/28/2023
32117BCX4	1179	First National Bank		03/05/2019	248,000.00	246,389.60	248,000.00	2.800	1,522	246	2.802 05/05/2023
725404AB3	1194	Pittsfield Cooperative Bank		06/07/2019	245,000.00	242,489.29	245,000.00	2.500	1,461	279	2.502 06/07/2023
619165JD6	1173	Morton Community		03/20/2019	248,000.00	245,836.84	248,000.00	2.750	1,553	292	2.753 06/20/2023
74934YAH4	1144	RCB Bank		06/20/2018	245,000.00	243,647.00	245,000.00	3.150	1,826	292	3.152 06/20/2023
02616AAH2	1285	American First CU		06/26/2020	248,000.00	240,935.88	248,000.00	0.350	1,095	298	0.350 06/26/2023
02772JBD1	1205	American National Bank		07/19/2019	248,000.00	243,717.63	248,000.00	2.000	1,461	321	2.001 07/19/2023
32110YLK9	1147	First National Bank of America		07/20/2018	245,000.00	243,235.82	245,000.00	3.150	1,826	322	3.152 07/20/2023
06426KAN8	1151	Bank of New England		07/31/2018	249,000.00	247,087.77	249,000.00	3.250	1,826	333	3.252 07/31/2023
75472RAD3	1218	Raymond James Bank		08/23/2019	244,000.00	238,961.65	244,000.00	1.950	1,461	356	1.951 08/23/2023
89579NCD3	1262	Triad Bank		03/30/2020	248,000.00	240,392.65	248,000.00	1.350	1,278	393	1.352 09/29/2023
57116ARV2	1155	Cache Valley BK F/K/A Marlin		10/17/2018	248,000.00	245,542.64	248,000.00	3.300	1,826	411	3.302 10/17/2023
625925AR3	1160	Municipal Trust and Savings		10/17/2018	245,000.00	242,299.07	245,000.00	3.200	1,826	411	3.202 10/17/2023
90348JEJ5	1161	UBS Bank USA		10/17/2018	245,000.00	242,709.01	245,000.00	3.350	1,826	411	3.352 10/17/2023
474067AQ8	1154	Jefferson Financial CU		10/19/2018	245,000.00	242,699.10	245,000.00	3.350	1,826	413	3.352 10/19/2023
20143PDV9	1162	Commercial Bank		11/15/2018	248,000.00	245,772.70	248,000.00	3.400	1,826	440	3.402 11/15/2023
67054NAN3	1164	Numerica Credit Union		11/28/2018	248,000.00	246,165.50	248,000.00	3.550	1,826	453	3.552 11/28/2023
48115LAD6	1396	Jovia Financial Credit Union		06/07/2022	248,000.00	242,981.65	248,000.00	2.500	548	462	2.502 12/07/2023
635573AL2	1170	National Cooperative Bank, N.A		12/21/2018	245,000.00	242,731.54	245,000.00	3.400	1,826	476	3.402 12/21/2023
066851WJ1	1172	Bar Harbor Bank and Trust		12/31/2018	248,000.00	245,507.95	248,000.00	3.350	1,824	484	3.352 12/29/2023
89269FDP7	1415	Tradition Capital		07/20/2022	246,000.00	242,360.80	246,000.00	3.000	551	508	3.008 01/22/2024
51210SQU4	1208	Lakeside Bank		07/30/2019	248,000.00	240,820.04	248,000.00	2.000	1,644	515	2.003 01/29/2024
77579ADF0	1251	Rollstone B&T		02/12/2020	245,000.00	236,679.43	245,000.00	1.650	1,461	529	1.651 02/12/2024
66736ABP3	1181	Northwest Bank		02/13/2019	248,000.00	244,106.92	248,000.00	2.950	1,826	530	2.951 02/13/2024
949763XY7	1174	Wells Fargo		02/27/2019	248,000.00	244,189.52	248,000.00	3.000	1,826	544	3.001 02/27/2024
50625LAW3	1384	Lafayette FCU		03/30/2022	248,000.00	240,480.45	248,000.00	2.050	729	574	2.053 03/28/2024

Portfolio CITY  
CP



**City of La Quinta  
Portfolio Management  
Portfolio Details - Investments  
August 31, 2022**

CUSIP	Investment #	Issuer	Average Balance	Purchase Date	Par Value	Market Value	Book Value	Stated Rate	Days to Term Maturity	YTM 365	Maturity Date
<b>Certificate of Deposits</b>											
882213AB7	1260	Texas Bank Financial		03/31/2020	245,000.00	234,057.70	245,000.00	1.100	1,458	574	1.101 03/28/2024
472382AQ3	1272	The Jefferson Bank		04/15/2020	248,000.00	237,230.16	248,000.00	1.250	1,461	592	1.251 04/15/2024
08016PDO9	1270	Belmont Bank and Trust		04/16/2020	248,000.00	237,212.58	248,000.00	1.250	1,461	593	1.251 04/16/2024
69506YRH4	1269	Pacific Western Bank		04/16/2020	245,000.00	234,610.86	245,000.00	1.300	1,461	593	1.301 04/16/2024
56065GAG3	1188	Main Street Bank		04/26/2019	248,000.00	242,462.14	248,000.00	2.600	1,827	603	2.603 04/26/2024
33640VDD7	1231	First Service Bank		11/15/2019	248,000.00	238,709.09	248,000.00	1.700	1,643	622	1.701 05/15/2024
48128HXU7	1185	JP Morgan Chase		05/16/2019	245,000.00	242,165.98	245,000.00	3.250	1,827	623	3.254 05/16/2024
46256YAZ2	1186	Iowa State Bank		05/23/2019	245,000.00	238,639.39	245,000.00	2.400	1,827	630	2.403 05/23/2024
538036GV0	1238	Live Oak Bank		11/27/2019	248,000.00	238,944.76	248,000.00	1.800	1,644	635	1.802 05/28/2024
156634AK3	1184	Century Next Bank		05/29/2019	248,000.00	241,893.33	248,000.00	2.500	1,827	636	2.503 05/29/2024
72651LCL6	1195	Plains Commerce Bank		06/07/2019	245,000.00	239,273.54	245,000.00	2.550	1,827	645	2.553 06/07/2024
299547AQ2	1196	Evansville Teachers Credit FCU		06/12/2019	248,000.00	242,349.27	248,000.00	2.600	1,827	650	2.603 06/12/2024
524661CB9	1197	Legacy Bank		06/19/2019	248,000.00	241,417.11	248,000.00	2.400	1,827	657	2.403 06/19/2024
176688CP2	1199	Citizens State Bank		06/21/2019	248,000.00	241,397.85	248,000.00	2.400	1,827	659	2.403 06/21/2024
20416TAQ5	1202	Communitywide FCU		06/28/2019	248,000.00	240,666.81	248,000.00	2.250	1,827	666	2.253 06/28/2024
761402BY1	1203	Revere Bank		06/28/2019	247,000.00	239,955.60	247,000.00	2.300	1,827	666	2.303 06/28/2024
00257TBD7	1207	Abacus Federal Savings		07/26/2019	248,000.00	239,147.09	248,000.00	1.950	1,827	694	1.952 07/26/2024
33625CCP2	1209	First Security Bank of WA		07/30/2019	248,000.00	239,329.81	248,000.00	2.000	1,827	698	2.002 07/30/2024
710571DS6	1210	People's Bank		07/31/2019	248,000.00	239,477.28	248,000.00	2.000	1,827	699	2.002 07/31/2024
740367HP5	1213	Preferred Bank		08/16/2019	249,000.00	240,254.18	249,000.00	2.000	1,827	715	2.002 08/16/2024
33766LAJ7	1216	FirsTier Bank		08/23/2019	249,000.00	239,931.78	249,000.00	1.950	1,827	722	1.952 08/23/2024
938828BH2	1215	Washington Federal		08/23/2019	248,000.00	239,207.50	248,000.00	2.000	1,827	722	2.002 08/23/2024
336460CX6	1222	First State Bk DeQueen		08/30/2019	248,000.00	238,159.83	248,000.00	1.800	1,827	729	1.802 08/30/2024
334342CD2	1221	First Natl Bk of Syracuse		08/30/2019	249,000.00	239,362.66	249,000.00	1.850	1,827	729	1.852 08/30/2024
15118RRH2	1220	Celtic Bank		08/30/2019	248,000.00	238,401.36	248,000.00	1.850	1,827	729	1.852 08/30/2024
05580AD50	1333	BMW Bank		09/10/2021	245,000.00	229,848.29	245,000.00	0.650	1,096	740	0.651 09/10/2024
06652CHB0	1227	BankWest Inc		09/27/2019	248,000.00	237,467.74	248,000.00	1.700	1,827	757	1.702 09/27/2024
84223QAN7	1286	Southern Bancorp Bk		06/26/2020	248,000.00	230,948.91	248,000.00	0.500	1,582	785	0.500 10/25/2024
804375DL4	1235	Sauk Valley B&T Co		11/07/2019	248,000.00	237,091.43	248,000.00	1.700	1,827	798	1.702 11/07/2024
61690UNX4	1237	Morgan Stanley Bank		11/20/2019	245,000.00	235,434.36	245,000.00	1.950	1,827	811	1.952 11/20/2024
61760A3B3	1236	Morgan Stanley Private Bk, NA		11/20/2019	245,000.00	235,172.03	245,000.00	1.900	1,827	811	1.902 11/20/2024
064520BG3	1287	Bank Princeton		06/30/2020	248,000.00	229,763.47	248,000.00	0.500	1,644	851	0.500 12/30/2024
89388CEV0	1328	Transportation Alliance Bk TAB		07/23/2021	248,000.00	228,790.62	248,000.00	0.400	1,280	875	0.401 01/23/2025
06417NZQ9	1329	Bank OZK		07/29/2021	248,000.00	228,665.14	248,000.00	0.400	1,280	881	0.401 01/29/2025
90983WBT7	1249	United Community		02/07/2020	248,000.00	235,885.32	248,000.00	1.650	1,827	890	1.652 02/07/2025
32114VBT3	1250	First National Bank Michigan		02/14/2020	248,000.00	235,794.36	248,000.00	1.650	1,827	897	1.652 02/14/2025

Portfolio CITY  
CP  
PM (PRF\_PM2) 7.3.0

**City of La Quinta  
Portfolio Management  
Portfolio Details - Investments  
August 31, 2022**

CUSIP	Investment #	Issuer	Average Balance	Purchase Date	Par Value	Market Value	Book Value	Stated Rate	Days to Term	YTM 365	Maturity Date
<b>Certificate of Deposits</b>											
35637RDC8	1248	Freedom Financial		02/14/2020	248,000.00	235,204.46	248,000.00	1.550	1,827	897	1.552 02/14/2025
029728BC5	1255	American State		02/21/2020	248,000.00	235,406.50	248,000.00	1.600	1,827	904	1.602 02/21/2025
17286TAG0	1252	Citadel FCU		02/27/2020	248,000.00	235,626.08	248,000.00	1.650	1,827	910	1.652 02/27/2025
00435JBH5	1256	Access Bank		03/13/2020	248,000.00	235,241.50	248,000.00	1.600	1,826	924	1.601 03/13/2025
849430BF9	1257	Spring Bank		03/20/2020	248,000.00	234,538.21	248,000.00	1.500	1,826	931	1.501 03/20/2025
05465DAE8	1258	Axos Bank		03/26/2020	248,000.00	235,378.42	248,000.00	1.650	1,826	937	1.651 03/26/2025
020080BX4	1267	Alma Bank		03/30/2020	248,000.00	233,812.07	248,000.00	1.400	1,824	939	1.399 03/28/2025
2027506M2	1268	Commonwealth Business Bk		03/31/2020	248,000.00	232,943.49	248,000.00	1.250	1,826	942	1.251 03/31/2025
654062JZ2	1266	Nicolet Natl Bank		03/31/2020	248,000.00	233,871.00	248,000.00	1.400	1,826	942	1.401 03/31/2025
14042TDD6	1271	Capital One USA FDIC33954		04/08/2020	245,000.00	232,245.08	245,000.00	1.600	1,826	950	1.601 04/08/2025
02007GPX5	1388	Ally Bank Midvale		04/21/2022	245,000.00	237,957.40	245,000.00	2.550	1,096	963	2.550 04/21/2025
52168UHY1	1389	Leader Bank		04/22/2022	245,000.00	237,950.29	245,000.00	2.550	1,096	964	2.552 04/22/2025
32112UDR9	1274	First Natl Bk McGregor		04/28/2020	248,000.00	233,153.90	248,000.00	1.350	1,826	970	1.351 04/28/2025
32027BAL1	1273	First Freedom Bank		04/29/2020	249,000.00	233,121.00	249,000.00	1.200	1,826	971	1.201 04/29/2025
33847E3A3	1276	Flagstar		04/30/2020	248,000.00	232,588.99	248,000.00	1.250	1,826	972	1.251 04/30/2025
32056GDJ6	1278	1st Internet Bank		05/11/2020	248,000.00	230,793.73	248,000.00	1.000	1,827	984	0.985 05/12/2025
95960NKD8	1277	Western State Bank		05/13/2020	245,000.00	228,097.32	245,000.00	1.000	1,826	985	1.001 05/13/2025
254673E69	1392	Discover Bank Greenwood DE CF		05/24/2022	245,000.00	241,331.10	245,000.00	3.100	1,099	999	3.103 05/27/2025
169894AS1	1284	Chippewa Valley Bk		06/24/2020	248,000.00	227,505.02	248,000.00	0.600	1,826	1,027	0.600 06/24/2025
307811DF3	1363	Farmers & Merch		01/14/2022	249,000.00	230,214.79	249,000.00	0.900	1,277	1,047	0.900 07/14/2025
70962LAF9	1331	Pentagon FCU		09/01/2021	249,000.00	228,158.20	249,000.00	0.700	1,462	1,097	0.687 09/02/2025
51507LCC6	1305	Landmark Community Bank		01/22/2021	248,000.00	223,487.65	248,000.00	0.500	1,826	1,239	0.500 01/22/2026
87270LDL4	1306	TIAA FKA EverBank		02/12/2021	245,000.00	220,657.48	245,000.00	0.500	1,826	1,260	0.500 02/12/2026
64034KAZ4	1376	Nelnet Bank		03/02/2022	245,000.00	230,972.25	245,000.00	1.800	1,461	1,278	1.801 03/02/2026
39573LBC1	1313	Greenstate FCU		04/16/2021	249,000.00	226,979.45	249,000.00	0.950	1,826	1,323	0.951 04/16/2026
89235MKY6	1314	Toyota Financial Savings Bank		04/22/2021	245,000.00	222,961.14	245,000.00	0.900	1,826	1,329	0.900 04/22/2026
14622LAA0	1316	Carter FCU		04/27/2021	248,000.00	224,175.43	248,000.00	0.750	1,826	1,334	0.750 04/27/2026
31617CAV5	1317	Fidelity Homestead		04/30/2021	248,000.00	223,694.01	248,000.00	0.700	1,826	1,337	0.711 04/30/2026
501798RP9	1356	LCA Bank Corp		12/27/2021	248,000.00	225,774.06	248,000.00	1.000	1,642	1,394	1.000 06/26/2026
92559TAJ7	1325	Vibrant Credit Union		07/02/2021	249,000.00	224,674.74	248,377.50	0.800	1,824	1,398	0.852 06/30/2026
38149MXK4	1326	Goldman Sachs		07/28/2021	248,000.00	225,405.70	248,000.00	1.000	1,826	1,426	1.001 07/28/2026
795451AF0	1327	Sallie Mae Bank Salt Lake City		07/28/2021	248,000.00	225,405.70	248,000.00	1.000	1,826	1,426	1.001 07/28/2026
87165ET98	1332	Synchrony Bank Retail		09/03/2021	245,000.00	221,433.46	245,000.00	0.900	1,826	1,463	0.900 09/03/2026
20786ADL6	1334	Connect One		09/24/2021	248,000.00	222,711.19	248,000.00	0.800	1,826	1,484	0.800 09/24/2026
59013KPN0	1345	Merrick Bank		11/09/2021	249,000.00	225,988.24	249,000.00	1.100	1,826	1,530	1.101 11/09/2026
14042RQB0	1346	Capital One Natl Assn FDIC4297		11/17/2021	248,000.00	225,112.09	248,000.00	1.100	1,826	1,538	1.101 11/17/2026

**City of La Quinta  
Portfolio Management  
Portfolio Details - Investments  
August 31, 2022**

CUSIP	Investment #	Issuer	Average Balance	Purchase Date	Par Value	Market Value	Book Value	Stated Rate	Days to Term	Days to Maturity	YTM 365	Maturity Date
<b>Certificate of Deposits</b>												
20825WAR1	1357	Connexus CU		12/23/2021	249,000.00	226,976.95	249,000.00	1.250	1,826	1,574	1.250	12/23/2026
89786MAF1	1368	True Sky FCU		02/04/2022	245,000.00	226,632.51	245,000.00	1.600	1,826	1,617	1.601	02/04/2027
02357QAQ0	1372	Amerant Bank		02/14/2022	245,000.00	226,509.08	245,000.00	1.600	1,828	1,629	1.601	02/16/2027
07371AYE7	1370	Beal Bank TX		02/23/2022	245,000.00	229,559.39	245,000.00	1.900	1,820	1,630	1.901	02/17/2027
07371CE88	1371	Beal Bank USA		02/23/2022	245,000.00	229,559.39	245,000.00	1.900	1,820	1,630	1.901	02/17/2027
59161YAP1	1373	Metro Credit Union		02/18/2022	249,000.00	231,108.80	249,000.00	1.700	1,826	1,631	1.701	02/18/2027
24773RCR4	1377	Delta Natl B&T		03/09/2022	245,000.00	230,516.34	245,000.00	2.000	1,814	1,638	2.001	02/25/2027
27004PCM3	1375	Eaglemark Savings		03/02/2022	245,000.00	230,565.78	245,000.00	2.000	1,826	1,643	2.001	03/02/2027
91139LAB2	1378	United Roosevelt Savings		03/11/2022	248,000.00	232,165.48	248,000.00	1.900	1,826	1,652	1.901	03/11/2027
565819AG4	1379	Marathon Bnak		03/16/2022	248,000.00	231,065.47	248,000.00	1.800	1,826	1,657	1.801	03/16/2027
20033A3A2	1386	Comenity Capital Bank		04/14/2022	248,000.00	239,995.13	248,000.00	2.650	1,826	1,686	2.652	04/14/2027
397417AQ9	1419	Greenwoods State Bank		05/17/2022	248,000.00	244,317.63	248,000.00	3.050	1,826	1,719	3.052	05/17/2027
02589ADH2	1421	American Express, NB		08/29/2022	245,000.00	245,879.57	245,000.00	3.450	1,793	1,790	3.067	07/27/2027
88413QDN5	1420	Third Federal Savings and Loan		08/19/2022	245,000.00	244,308.32	245,000.00	3.300	1,826	1,813	3.302	08/19/2027
<b>Subtotal and Average</b>			<b>32,412,087.18</b>		<b>32,109,000.00</b>	<b>30,825,164.20</b>	<b>32,108,377.50</b>		<b>1,666</b>	<b>792</b>	<b>1.923</b>	
<b>Corporate Notes</b>												
931142DU4	1190	Wal-Mart Stores, Inc		04/16/2019	500,000.00	498,765.00	496,650.00	2.350	1,339	105	2.799	12/15/2022
19416QEA4	1175	Colgate-Palmolive		03/04/2019	500,000.00	497,260.00	485,250.00	1.950	1,430	153	2.751	02/01/2023
594918BQ6	1157	Microsoft Corporation		10/15/2018	400,000.00	394,284.00	378,360.00	2.000	1,758	341	3.222	08/08/2023
45950VPS9	1308	International Finance Corp.		02/26/2021	500,000.00	448,840.00	497,300.00	0.500	1,826	1,274	0.610	02/26/2026
<b>Subtotal and Average</b>			<b>1,857,560.00</b>		<b>1,900,000.00</b>	<b>1,839,149.00</b>	<b>1,857,560.00</b>		<b>1,578</b>	<b>479</b>	<b>2.287</b>	
<b>Money Market with Fiscal Agent</b>												
SYS1058	1058	US Bank		07/01/2016	14,973,176.11	14,973,176.11	14,973,176.11		1	1	0.000	
<b>Subtotal and Average</b>			<b>483,030.85</b>		<b>14,973,176.11</b>	<b>14,973,176.11</b>	<b>14,973,176.11</b>		<b>1</b>	<b>1</b>	<b>0.000</b>	
<b>CERBT - OPEB Trust</b>												
SYS1114	1114	CalPERS CERBT Plan		07/01/2022	1,792,152.96	1,792,152.96	1,792,152.96		1	1	0.000	
<b>Subtotal and Average</b>			<b>1,792,152.96</b>		<b>1,792,152.96</b>	<b>1,792,152.96</b>	<b>1,792,152.96</b>		<b>1</b>	<b>1</b>	<b>0.000</b>	
<b>PARS Pension Trust</b>												
SYS1230	1230	Pblc Agncy Rtrmnt Serv			10,207,728.18	10,207,728.18	10,207,728.18		1	1	0.000	
<b>Subtotal and Average</b>			<b>10,500,507.01</b>		<b>10,207,728.18</b>	<b>10,207,728.18</b>	<b>10,207,728.18</b>		<b>1</b>	<b>1</b>	<b>0.000</b>	

**City of La Quinta  
Portfolio Management  
Portfolio Details - Investments  
August 31, 2022**

CUSIP	Investment #	Issuer	Average Balance	Purchase Date	Par Value	Market Value	Book Value	Stated Rate	Days to Term	Maturity	YTM 365
		Total and Average	219,428,163.90		224,115,023.54	217,982,747.06	223,300,128.88		727	444	1.342



**City of La Quinta  
Total Earnings  
Sorted by Fund - Fund  
August 1, 2022 - August 31, 2022**

CUSIP	Investment #	Fund	Issuer	Ending Par Value	Beginning Book Value	Ending Book Value	Current Rate	Annualized Yield	Adjusted Interest Earnings			
									Interest Earned	Amortization/ Accretion	Realized Gain/Loss	Adjusted Interest Earnings
<b>Fund: General Fund</b>												
98-33-434	1055	101	LAIF	28,728,722.48	32,728,722.48	28,728,722.48	1.276	1.228	34,131.83	0.00	0.00	34,131.83
SYS1059	1059	101	CITYPC	3,300.00	3,300.00	3,300.00			0.00	0.00	0.00	0.00
01859BAA3	1095	101	ALLIAN	245,000.00	245,000.00	245,000.00	2.250	2.250	468.19	0.00	0.00	468.19
02587CFU9	1096	101	AMFSB	0.00	240,000.00	0.00	2.400	2.400	441.86	0.00	0.00	441.86
06740KLJ4	1097	101	BARCLY	240,000.00	240,000.00	240,000.00	2.300	2.300	468.82	0.00	0.00	468.82
62384RAC0	1099	101	MTNAMR	245,000.00	245,000.00	245,000.00	2.300	2.300	478.59	0.00	0.00	478.59
22766ACB9	1106	101	CRS1ST	245,000.00	245,000.00	245,000.00	2.200	2.200	457.78	0.00	0.00	457.78
29367QCP1	1107	101	ENTRPR	245,000.00	245,000.00	245,000.00	2.150	2.150	447.38	0.00	0.00	447.38
499724AB8	1110	101	KNOX	245,000.00	245,000.00	245,000.00	2.400	2.400	499.40	0.00	0.00	499.40
SYS1114	1114	101	CALPRS	1,792,152.96	1,792,152.96	1,792,152.96			0.00	0.00	0.00	0.00
034577AH9	1119	101	ANECA	245,000.00	245,000.00	245,000.00	2.800	2.800	582.63	0.00	0.00	582.63
17312QJ26	1123	101	CITINA	245,000.00	245,000.00	245,000.00	2.900	2.900	603.44	0.00	0.00	603.44
29278TAY6	1125	101	ENER	240,000.00	240,000.00	240,000.00	2.950	2.950	601.32	0.00	0.00	601.32
74934YAH4	1144	101	RCB	245,000.00	245,000.00	245,000.00	3.150	3.150	655.46	0.00	0.00	655.46
32110YLK9	1147	101	1STNBA	245,000.00	245,000.00	245,000.00	3.150	3.150	655.46	0.00	0.00	655.46
89269CBX9	1148	101	TRAD	0.00	245,000.00	0.00	3.000	3.000	161.10	0.00	0.00	161.10
06426KAN8	1151	101	NWENGL	249,000.00	249,000.00	249,000.00	3.250	3.250	687.31	0.00	0.00	687.31
SYS1153	1153	101	CAMP	17,972,088.30	32,915,647.76	17,972,088.30	2.300	2.019	56,440.54	0.00	0.00	56,440.54
474067AQ8	1154	101	JEFF	245,000.00	245,000.00	245,000.00	3.350	3.350	697.08	0.00	0.00	697.08
57116ARV2	1155	101	MARBUS	248,000.00	248,000.00	248,000.00	3.300	3.300	695.08	0.00	0.00	695.08
594918BQ6	1157	101	MCRSFT	400,000.00	378,360.00	378,360.00	2.000	2.075	666.67	0.00	0.00	666.67
3133EJYL7	1158	101	FFCB	250,000.00	247,275.00	247,275.00	2.800	2.778	583.33	0.00	0.00	583.33
625925AR3	1160	101	MUNTRS	245,000.00	245,000.00	245,000.00	3.200	3.200	665.86	0.00	0.00	665.86
90348JEJ5	1161	101	UBS	245,000.00	245,000.00	245,000.00	3.350	3.350	697.08	0.00	0.00	697.08
20143PDV9	1162	101	COMMBK	248,000.00	248,000.00	248,000.00	3.400	3.400	716.14	0.00	0.00	716.14
67054NAN3	1164	101	NMRCA	248,000.00	248,000.00	248,000.00	3.550	3.550	747.74	0.00	0.00	747.74
75701LAB3	1166	101	REDRCK	248,000.00	248,000.00	248,000.00	3.350	3.350	705.61	0.00	0.00	705.61
58404DCX7	1169	101	MEDBA	248,000.00	248,000.00	248,000.00	3.400	3.400	716.14	0.00	0.00	716.14
635573AL2	1170	101	NLCOOP	245,000.00	245,000.00	245,000.00	3.400	3.400	707.48	0.00	0.00	707.48

City of La Quinta  
 Total Earnings  
 August 1, 2022 - August 31, 2022

CUSIP	Investment #	Fund	Issuer	Ending Par Value	Beginning Book Value	Ending Book Value	Current Rate	Annualized Yield	Adjusted Interest Earnings			
									Interest Earned	Amortization/ Accretion	Realized Gain/Loss	Adjusted Interest Earnings
<b>Fund: General Fund</b>												
066851WJ1	1172	101	BARHAR	248,000.00	248,000.00	248,000.00	3.350	3.350	705.61	0.00	0.00	705.61
619165JD6	1173	101	MORTN	248,000.00	248,000.00	248,000.00	2.750	2.750	579.23	0.00	0.00	579.23
949763XY7	1174	101	WELLS	248,000.00	248,000.00	248,000.00	3.000	3.000	631.89	0.00	0.00	631.89
19416QEA4	1175	101	COLGTE	500,000.00	485,250.00	485,250.00	1.950	1.971	812.50	0.00	0.00	812.50
3130AFW94	1177	101	FHLB	500,000.00	498,550.00	498,550.00	2.500	2.460	1,041.67	0.00	0.00	1,041.67
9128282W9	1178	101	USTR	500,000.00	489,687.50	489,687.50	1.875	1.909	794.06	0.00	0.00	794.06
32117BCX4	1179	101	1STNBK	248,000.00	248,000.00	248,000.00	2.800	2.800	589.76	0.00	0.00	589.76
92535LCD4	1180	101	VERUS	248,000.00	248,000.00	248,000.00	2.700	2.700	568.70	0.00	0.00	568.70
66736ABP3	1181	101	NRTHWS	248,000.00	248,000.00	248,000.00	2.950	2.950	621.36	0.00	0.00	621.36
156634AK3	1184	101	CENTNX	248,000.00	248,000.00	248,000.00	2.500	2.500	526.58	0.00	0.00	526.58
48128HXU7	1185	101	JPMORG	245,000.00	245,000.00	245,000.00	3.250	3.250	676.27	0.00	0.00	676.27
46256YAZ2	1186	101	IOWAST	245,000.00	245,000.00	245,000.00	2.400	2.400	499.40	0.00	0.00	499.40
56065GAG3	1188	101	MAINST	248,000.00	248,000.00	248,000.00	2.600	2.600	547.64	0.00	0.00	547.64
20726ABA5	1189	101	CONGRS	248,000.00	248,000.00	248,000.00	2.500	2.500	526.58	0.00	0.00	526.58
931142DU4	1190	101	WALMRT	500,000.00	496,650.00	496,650.00	2.350	2.321	979.17	0.00	0.00	979.17
725404AB3	1194	101	PITTS	245,000.00	245,000.00	245,000.00	2.500	2.500	520.20	0.00	0.00	520.20
72651LCL6	1195	101	PLAINS	245,000.00	245,000.00	245,000.00	2.550	2.550	530.61	0.00	0.00	530.61
299547AQ2	1196	101	EVNSCU	248,000.00	248,000.00	248,000.00	2.600	2.600	547.64	0.00	0.00	547.64
524661CB9	1197	101	LEGCY	248,000.00	248,000.00	248,000.00	2.400	2.400	505.51	0.00	0.00	505.51
3133EKQP4	1198	101	FFCB	500,000.00	499,500.00	499,500.00	1.875	1.842	781.25	0.00	0.00	781.25
176688CP2	1199	101	CTZNST	248,000.00	248,000.00	248,000.00	2.400	2.400	505.51	0.00	0.00	505.51
85916VDC6	1201	101	STRLNG	0.00	245,000.00	0.00	2.150	2.150	404.08	0.00	0.00	404.08
20416TAQ5	1202	101	COMMW	248,000.00	248,000.00	248,000.00	2.250	2.250	473.92	0.00	0.00	473.92
761402BY1	1203	101	REVER	247,000.00	247,000.00	247,000.00	2.300	2.300	482.49	0.00	0.00	482.49
02772JBD1	1205	101	AMRNTL	248,000.00	248,000.00	248,000.00	2.000	2.000	421.26	0.00	0.00	421.26
3135G0V75	1206	101	FNMA	500,000.00	495,950.00	495,950.00	1.750	1.731	729.17	0.00	0.00	729.17
00257TBD7	1207	101	ABACUS	248,000.00	248,000.00	248,000.00	1.950	1.950	410.73	0.00	0.00	410.73
51210SQU4	1208	101	LKSID	248,000.00	248,000.00	248,000.00	2.000	2.000	421.26	0.00	0.00	421.26
33625CCP2	1209	101	1STSEC	248,000.00	248,000.00	248,000.00	2.000	2.000	421.26	0.00	0.00	421.26
710571DS6	1210	101	PEOPLE	248,000.00	248,000.00	248,000.00	2.000	2.000	421.26	0.00	0.00	421.26
3133EKWV4	1212	101	FFCB	500,000.00	499,500.00	499,500.00	1.850	1.817	770.84	0.00	0.00	770.84
740367HP5	1213	101	PREFRD	249,000.00	249,000.00	249,000.00	2.000	2.000	422.96	0.00	0.00	422.96
938828BH2	1215	101	WSHFED	248,000.00	248,000.00	248,000.00	2.000	2.000	421.26	0.00	0.00	421.26
33766LAJ7	1216	101	1STIER	249,000.00	249,000.00	249,000.00	1.950	1.950	412.38	0.00	0.00	412.38
912828T26	1217	101	USTR	500,000.00	499,300.00	499,300.00	1.375	1.373	582.31	0.00	0.00	582.31
75472RAD3	1218	101	RAYJAM	244,000.00	244,000.00	244,000.00	1.950	1.950	404.10	0.00	0.00	404.10
12556LBA3	1219	101	CITBNK	0.00	245,000.00	0.00	1.900	1.900	280.58	0.00	0.00	280.58

City of La Quinta  
 Total Earnings  
 August 1, 2022 - August 31, 2022

CUSIP	Investment #	Fund	Issuer	Ending Par Value	Beginning Book Value	Ending Book Value	Current Rate	Annualized Yield	Adjusted Interest Earnings			
									Interest Earned	Amortization/ Accretion	Realized Gain/Loss	Adjusted Interest Earnings
<b>Fund: General Fund</b>												
15118RRH2	1220	101	CELTIC	248,000.00	248,000.00	248,000.00	1.850	1.850	389.67	0.00	0.00	389.67
334342CD2	1221	101	1STNBS	249,000.00	249,000.00	249,000.00	1.850	1.850	391.24	0.00	0.00	391.24
336460CX6	1222	101	1STDQN	248,000.00	248,000.00	248,000.00	1.800	1.800	379.13	0.00	0.00	379.13
3133EKZK5	1223	101	FFCB	500,000.00	499,400.00	499,400.00	1.600	1.572	666.67	0.00	0.00	666.67
3133EKP75	1224	101	FFCB	500,000.00	498,750.00	498,750.00	1.600	1.574	666.66	0.00	0.00	666.66
06652CHB0	1227	101	BNKWST	248,000.00	248,000.00	248,000.00	1.700	1.700	358.07	0.00	0.00	358.07
059731851	1228	101	BOTW	5,048,779.42	3,264,587.10	5,048,779.42			0.00	0.00	0.00	0.00
SYS1230	1230	101	PARS	10,207,728.18	10,510,266.30	10,207,728.18			0.00	0.00	0.00	0.00
33640VDD7	1231	101	1TSSER	248,000.00	248,000.00	248,000.00	1.700	1.700	358.07	0.00	0.00	358.07
3135G0W33	1233	101	FNMA	1,000,000.00	992,100.00	992,100.00	1.375	1.360	1,145.84	0.00	0.00	1,145.84
3133EK4X1	1234	101	FFCB	1,000,000.00	996,900.00	996,900.00	1.600	1.575	1,333.33	0.00	0.00	1,333.33
804375DL4	1235	101	SAUKVL	248,000.00	248,000.00	248,000.00	1.700	1.700	358.07	0.00	0.00	358.07
61760A3B3	1236	101	MSPRIV	245,000.00	245,000.00	245,000.00	1.900	1.900	395.36	0.00	0.00	395.36
61690UNX4	1237	101	MORGST	245,000.00	245,000.00	245,000.00	1.950	1.950	405.76	0.00	0.00	405.76
538036GV0	1238	101	LIVEOK	248,000.00	248,000.00	248,000.00	1.800	1.800	379.13	0.00	0.00	379.13
49228XAK6	1239	101	KERNCU	248,000.00	248,000.00	248,000.00	1.900	1.900	400.20	0.00	0.00	400.20
79772FAC0	1240	101	SF FCU	248,000.00	248,000.00	248,000.00	1.850	1.850	389.67	0.00	0.00	389.67
912828YV6	1241	101	USTR	1,000,000.00	989,687.50	989,687.50	1.500	1.511	1,270.50	0.00	0.00	1,270.50
3133ELEA8	1242	101	FFCB	1,000,000.00	998,600.00	998,600.00	1.700	1.670	1,416.66	0.00	0.00	1,416.66
949495AT2	1244	101	WFNBW	248,000.00	248,000.00	248,000.00	1.900	1.900	400.20	0.00	0.00	400.20
3133ELNE0	1246	101	FFCB	1,000,000.00	999,000.00	999,000.00	1.430	1.404	1,191.67	0.00	0.00	1,191.67
3133EGWJ0	1247	101	FFCB	1,000,000.00	999,217.36	999,217.36	1.400	1.375	1,166.67	0.00	0.00	1,166.67
35637RDC8	1248	101	FRDMFI	248,000.00	248,000.00	248,000.00	1.550	1.550	326.48	0.00	0.00	326.48
90983WBT7	1249	101	UNTDGM	248,000.00	248,000.00	248,000.00	1.650	1.650	347.54	0.00	0.00	347.54
32114VBT3	1250	101	1STNMI	248,000.00	248,000.00	248,000.00	1.650	1.650	347.54	0.00	0.00	347.54
77579ADF0	1251	101	RLLSTN	245,000.00	245,000.00	245,000.00	1.650	1.650	343.34	0.00	0.00	343.34
17286TAG0	1252	101	CITADL	248,000.00	248,000.00	248,000.00	1.650	1.650	347.54	0.00	0.00	347.54
81768PAF3	1254	101	SERVIS	248,000.00	248,000.00	248,000.00	1.600	1.600	337.01	0.00	0.00	337.01
029728BC5	1255	101	AMERST	248,000.00	248,000.00	248,000.00	1.600	1.600	337.01	0.00	0.00	337.01
00435JBH5	1256	101	ACCS	248,000.00	248,000.00	248,000.00	1.600	1.600	337.01	0.00	0.00	337.01
849430BF9	1257	101	SPRING	248,000.00	248,000.00	248,000.00	1.500	1.500	315.95	0.00	0.00	315.95
05465DAE8	1258	101	AXOS	248,000.00	248,000.00	248,000.00	1.650	1.650	347.54	0.00	0.00	347.54
882213AB7	1260	101	TEXAS	245,000.00	245,000.00	245,000.00	1.100	1.100	228.89	0.00	0.00	228.89
89579NCD3	1262	101	TRIAD	248,000.00	248,000.00	248,000.00	1.350	1.350	284.35	0.00	0.00	284.35
66704MEQ0	1263	101	NRTHSR	248,000.00	248,000.00	248,000.00	1.150	1.150	242.22	0.00	0.00	242.22
954444BS3	1265	101	WESTMI	248,000.00	248,000.00	248,000.00	1.150	1.150	242.22	0.00	0.00	242.22
654062JZ2	1266	101	NCOLET	248,000.00	248,000.00	248,000.00	1.400	1.400	294.88	0.00	0.00	294.88

City of La Quinta  
 Total Earnings  
 August 1, 2022 - August 31, 2022

CUSIP	Investment #	Fund	Issuer	Ending Par Value	Beginning Book Value	Ending Book Value	Current Rate	Annualized Yield	Adjusted Interest Earnings			
									Interest Earned	Amortization/ Accretion	Realized Gain/Loss	Adjusted Interest Earnings
<b>Fund: General Fund</b>												
020080BX4	1267	101	ALMABK	248,000.00	248,000.00	248,000.00	1.400	1.400	294.88	0.00	0.00	294.88
2027506M2	1268	101	CMWBUS	248,000.00	248,000.00	248,000.00	1.250	1.250	263.29	0.00	0.00	263.29
69506YRH4	1269	101	PACWST	245,000.00	245,000.00	245,000.00	1.300	1.300	270.51	0.00	0.00	270.51
08016PDO9	1270	101	BELB&T	248,000.00	248,000.00	248,000.00	1.250	1.250	263.29	0.00	0.00	263.29
14042TDD6	1271	101	CAPONE	245,000.00	245,000.00	245,000.00	1.600	1.600	332.93	0.00	0.00	332.93
472382AQ3	1272	101	THEJEF	248,000.00	248,000.00	248,000.00	1.250	1.250	263.29	0.00	0.00	263.29
32027BAL1	1273	101	1STFDM	249,000.00	249,000.00	249,000.00	1.200	1.200	253.78	0.00	0.00	253.78
32112UDR9	1274	101	1STMCG	248,000.00	248,000.00	248,000.00	1.350	1.350	284.35	0.00	0.00	284.35
33847E3A3	1276	101	FLGSTR	248,000.00	248,000.00	248,000.00	1.250	1.250	263.29	0.00	0.00	263.29
95960NKK8	1277	101	WSTRNS	245,000.00	245,000.00	245,000.00	1.000	1.000	208.08	0.00	0.00	208.08
32056GDJ6	1278	101	1STINT	248,000.00	248,000.00	248,000.00	1.000	1.000	210.63	0.00	0.00	210.63
3134GVYG7	1279	101	FHLMC	1,000,000.00	1,000,000.00	1,000,000.00	0.625	0.613	520.83	0.00	0.00	520.83
3133ELH23	1280	101	FFCB	500,000.00	499,850.00	499,850.00	0.500	0.491	208.33	0.00	0.00	208.33
3130AJKW8	1281	101	FHLB	500,000.00	499,850.00	499,850.00	0.500	0.491	208.34	0.00	0.00	208.34
3133ELH80	1282	101	FFCB	500,000.00	500,000.00	500,000.00	0.680	0.667	283.33	0.00	0.00	283.33
3130AJRP6	1283	101	FHLB	300,000.00	300,000.00	300,000.00	0.680	0.667	170.00	0.00	0.00	170.00
169894AS1	1284	101	CHIPVA	248,000.00	248,000.00	248,000.00	0.600	0.600	126.38	0.00	0.00	126.38
02616AAH2	1285	101	AMR1ST	248,000.00	248,000.00	248,000.00	0.350	0.350	73.72	0.00	0.00	73.72
84223QAN7	1286	101	STHRNB	248,000.00	248,000.00	248,000.00	0.500	0.500	105.32	0.00	0.00	105.32
064520BG3	1287	101	BKPRNC	248,000.00	248,000.00	248,000.00	0.500	0.500	105.32	0.00	0.00	105.32
3135G05S8	1288	101	FNMA	500,000.00	500,000.00	500,000.00	0.500	0.491	208.34	0.00	0.00	208.34
3136G4N74	1289	101	FNMA	1,000,000.00	1,000,000.00	1,000,000.00	0.560	0.549	466.67	0.00	0.00	466.67
3136G4M75	1290	101	FNMA	500,000.00	499,750.00	499,750.00	0.520	0.510	216.67	0.00	0.00	216.67
3135G06E8	1291	101	FNMA	500,000.00	499,250.00	499,250.00	0.420	0.413	175.00	0.00	0.00	175.00
3135GA2Z3	1292	101	FNMA	500,000.00	499,250.00	499,250.00	0.560	0.550	233.33	0.00	0.00	233.33
SYS1293	1293	101	BNY	5,796,058.77	2,337,762.00	5,796,058.77			0.00	0.00	0.00	0.00
3137EAEU9	1297	101	FHLMC	1,000,000.00	997,300.00	997,300.00	0.375	0.369	312.50	0.00	0.00	312.50
3130AKFA9	1298	101	FHLB	500,000.00	497,400.00	497,400.00	0.375	0.370	156.25	0.00	0.00	156.25
3135GA7D7	1299	101	FNMA	500,000.00	500,000.00	500,000.00	0.600	0.589	250.00	0.00	0.00	250.00
3135GAAW1	1300	101	FNMA	500,000.00	500,000.00	500,000.00	0.400	0.392	166.67	0.00	0.00	166.67
3134GXGZ1	1301	101	FHLMC	500,000.00	500,000.00	500,000.00	0.550	0.540	229.16	0.00	0.00	229.16
3130AKMZ6	1302	101	FHLB	500,000.00	500,000.00	500,000.00	0.510	0.500	212.50	0.00	0.00	212.50
91282CBC4	1303	101	USTR	500,000.00	498,632.81	498,632.81	0.375	0.373	157.95	0.00	0.00	157.95
3130AKN28	1304	101	FHLB	500,000.00	500,000.00	500,000.00	0.550	0.540	229.16	0.00	0.00	229.16
51507LCC6	1305	101	LNDMRK	248,000.00	248,000.00	248,000.00	0.500	0.500	105.32	0.00	0.00	105.32
87270LDL4	1306	101	EVVBA	245,000.00	245,000.00	245,000.00	0.500	0.500	104.04	0.00	0.00	104.04
3137EAEX3	1307	101	FHLMC	500,000.00	495,999.50	495,999.50	0.375	0.371	156.25	0.00	0.00	156.25



City of La Quinta  
 Total Earnings  
 August 1, 2022 - August 31, 2022

CUSIP	Investment #	Fund	Issuer	Ending Par Value	Beginning Book Value	Ending Book Value	Current Rate	Annualized Yield	Adjusted Interest Earnings			Adjusted Interest Earnings
									Interest Earned	Amortization/ Accretion	Realized Gain/Loss	
<b>Fund: General Fund</b>												
45950VPS9	1308	101	IFC	500,000.00	497,300.00	497,300.00	0.500	0.505	213.41	0.00	0.00	213.41
91282CBH3	1309	101	USTR	500,000.00	495,100.00	495,100.00	0.375	0.376	157.94	0.00	0.00	157.94
3137EAEX3	1310	101	FHLMC	1,000,000.00	983,940.00	983,940.00	0.375	0.374	312.50	0.00	0.00	312.50
91282CAT8	1311	101	USTR	1,000,000.00	977,500.00	977,500.00	0.250	0.254	210.60	0.00	0.00	210.60
3130ALV92	1312	101	FHLB	500,000.00	500,000.00	500,000.00	1.050	1.030	437.50	0.00	0.00	437.50
39573LBC1	1313	101	GRNST	249,000.00	249,000.00	249,000.00	0.950	0.950	200.91	0.00	0.00	200.91
89235MKY6	1314	101	TOYFSB	245,000.00	245,000.00	245,000.00	0.900	0.900	187.27	0.00	0.00	187.27
91282CAZ4	1315	101	USTR	500,000.00	492,187.50	492,187.50	0.375	0.380	158.81	0.00	0.00	158.81
14622LAA0	1316	101	CARTER	248,000.00	248,000.00	248,000.00	0.750	0.750	157.97	0.00	0.00	157.97
31617CAV5	1317	101	FIDHMS	248,000.00	248,000.00	248,000.00	0.700	0.700	147.44	0.00	0.00	147.44
SYS1318	1318	101	DPME	649,117.42	613,712.88	649,117.42			0.00	0.00	0.00	0.00
91282CBQ3	1319	101	USTR	500,000.00	494,165.00	494,165.00	0.500	0.502	210.71	0.00	0.00	210.71
91282CBT7	1320	101	USTR	500,000.00	499,525.00	499,525.00	0.750	0.749	317.62	0.00	0.00	317.62
91282CCF6	1321	101	USTR	1,000,000.00	997,060.00	997,060.00	0.750	0.750	635.25	0.00	0.00	635.25
91282CBT7	1322	101	USTR	500,000.00	498,450.00	498,450.00	0.750	0.750	317.62	0.00	0.00	317.62
91282CCF6	1323	101	USTR	500,000.00	497,095.00	497,095.00	0.750	0.752	317.62	0.00	0.00	317.62
3130AMFS6	1324	101	FHLB	1,000,000.00	993,420.00	993,420.00	0.750	0.741	625.00	0.00	0.00	625.00
92559TAJ7	1325	101	VIBRNT	249,000.00	248,377.50	248,377.50	0.800	0.802	169.18	0.00	0.00	169.18
38149MXK4	1326	101	GLDMAN	248,000.00	248,000.00	248,000.00	1.000	1.000	210.63	0.00	0.00	210.63
795451AF0	1327	101	SALMAE	248,000.00	248,000.00	248,000.00	1.000	1.000	210.63	0.00	0.00	210.63
89388CEY0	1328	101	TABBK	248,000.00	248,000.00	248,000.00	0.400	0.400	84.25	0.00	0.00	84.25
06417NZQ9	1329	101	BKOZK	248,000.00	248,000.00	248,000.00	0.400	0.400	84.25	0.00	0.00	84.25
3133EM2C5	1330	101	FFCB	500,000.00	498,000.00	498,000.00	0.710	0.699	295.83	0.00	0.00	295.83
70962LAF9	1331	101	PENTGN	249,000.00	249,000.00	249,000.00	0.700	0.700	148.04	0.00	0.00	148.04
87165ET98	1332	101	SYNCHR	245,000.00	245,000.00	245,000.00	0.900	0.900	187.28	0.00	0.00	187.28
05580AD50	1333	101	BMW	245,000.00	245,000.00	245,000.00	0.650	0.650	135.25	0.00	0.00	135.25
20786ADL6	1334	101	CONNEC	248,000.00	248,000.00	248,000.00	0.800	0.800	168.50	0.00	0.00	168.50
91282CCP4	1335	101	USTR	1,000,000.00	983,750.00	983,750.00	0.625	0.630	526.50	0.00	0.00	526.50
91282CCW9	1336	101	USTR	1,000,000.00	988,500.00	988,500.00	0.750	0.753	632.13	0.00	0.00	632.13
3130APBM6	1337	101	FHLB	1,000,000.00	999,000.00	999,000.00	1.000	0.982	833.33	0.00	0.00	833.33
3133EM4X7	1338	101	FFCB	1,000,000.00	991,080.00	991,080.00	0.800	0.792	666.67	0.00	0.00	666.67
3130APB46	1339	101	FHLB	1,000,000.00	998,250.00	998,250.00	0.950	0.934	791.67	0.00	0.00	791.67
3133EMX64	1340	101	FFCB	500,000.00	499,002.04	499,002.04	0.170	0.167	70.84	0.00	0.00	70.84
91282CCN9	1341	101	USTR	500,000.00	497,792.97	497,792.97	0.125	0.125	52.65	0.00	0.00	52.65
91282CBE0	1342	101	USTR	1,000,000.00	991,000.00	991,000.00	0.125	0.125	105.30	0.00	0.00	105.30
91282CDB4	1343	101	USTR	1,000,000.00	996,320.00	996,320.00	0.625	0.626	529.37	0.00	0.00	529.37
3133ENCQ1	1344	101	FFCB	1,000,000.00	1,000,000.00	1,000,000.00	1.270	1.246	1,058.34	0.00	0.00	1,058.34

City of La Quinta  
 Total Earnings  
 August 1, 2022 - August 31, 2022


CUSIP	Investment #	Fund	Issuer	Ending Par Value	Beginning Book Value	Ending Book Value	Current Rate	Annualized Yield	Adjusted Interest Earnings			Adjusted Interest Earnings
									Interest Earned	Amortization/ Accretion	Realized Gain/Loss	
<b>Fund: General Fund</b>												
59013KPN0	1345	101	MRRCK	249,000.00	249,000.00	249,000.00	1.100	1.100	232.63	0.00	0.00	232.63
14042RQBO	1346	101	CAP1NA	248,000.00	248,000.00	248,000.00	1.100	1.100	231.69	0.00	0.00	231.69
3130APTV7	1347	101	FHLB	500,000.00	499,500.00	499,500.00	0.700	0.688	291.67	0.00	0.00	291.67
3133ENBT6	1348	101	FFCB	1,000,000.00	998,530.00	998,530.00	0.180	0.177	150.00	0.00	0.00	150.00
91282CBU4	1349	101	USTR	1,000,000.00	996,718.75	996,718.75	0.125	0.125	105.88	0.00	0.00	105.88
91282CCD1	1350	101	USTR	1,000,000.00	995,468.75	995,468.75	0.125	0.125	105.87	0.00	0.00	105.87
91282CBA8	1351	101	USTR	1,000,000.00	990,000.00	990,000.00	0.125	0.126	105.87	0.00	0.00	105.87
91282CBR1	1352	101	USTR	1,000,000.00	989,800.00	989,800.00	0.250	0.251	210.60	0.00	0.00	210.60
3130AP2U8	1353	101	FHLB	1,000,000.00	987,100.00	987,100.00	0.550	0.547	458.33	0.00	0.00	458.33
3135G06G3	1354	101	FNMA	1,000,000.00	976,300.00	976,300.00	0.500	0.502	416.66	0.00	0.00	416.66
3133ENGN4	1355	101	FFCB	1,000,000.00	1,000,000.00	1,000,000.00	0.970	0.952	808.33	0.00	0.00	808.33
501798RP9	1356	101	LCA	248,000.00	248,000.00	248,000.00	1.000	1.000	210.63	0.00	0.00	210.63
20825WAR1	1357	101	CNNXS	249,000.00	249,000.00	249,000.00	1.250	1.250	264.35	0.00	0.00	264.35
3130AQF65	1358	101	FHLB	1,000,000.00	999,750.00	999,750.00	1.250	1.227	1,041.67	0.00	0.00	1,041.67
3134GW6C5	1359	101	FHLMC	500,000.00	486,000.00	486,000.00	0.800	0.808	333.34	0.00	0.00	333.34
91282CBV2	1360	101	USTR	500,000.00	494,882.81	494,882.81	0.375	0.378	158.81	0.00	0.00	158.81
3137EAEU9	1361	101	FHLMC	500,000.00	487,090.00	487,090.00	0.375	0.378	156.25	0.00	0.00	156.25
3134GW5R3	1362	101	FHLMC	400,000.00	391,360.00	391,360.00	0.650	0.652	216.67	0.00	0.00	216.67
307811DF3	1363	101	FARMER	249,000.00	249,000.00	249,000.00	0.900	0.900	190.33	0.00	0.00	190.33
3130AQJR5	1364	101	FHLB	1,000,000.00	1,000,000.00	1,000,000.00	1.500	1.472	1,250.00	0.00	0.00	1,250.00
3135G03U5	1365	101	FNMA	500,000.00	487,790.00	487,790.00	0.625	0.629	260.41	0.00	0.00	260.41
3134GWUQ7	1366	101	FHLMC	1,000,000.00	945,570.00	945,570.00	0.700	0.726	583.33	0.00	0.00	583.33
3130AQSA2	1367	101	FHLB	1,000,000.00	1,000,000.00	1,000,000.00	1.830	1.796	1,525.00	0.00	0.00	1,525.00
89786MAF1	1368	101	TRUSKY	245,000.00	245,000.00	245,000.00	1.600	1.600	332.93	0.00	0.00	332.93
912828Z78	1369	101	USTR	1,000,000.00	986,700.00	986,700.00	1.500	1.508	1,263.59	0.00	0.00	1,263.59
07371AYE7	1370	101	BEALTX	245,000.00	245,000.00	245,000.00	1.900	1.900	395.36	0.00	0.00	395.36
07371CE88	1371	101	BEALUS	245,000.00	245,000.00	245,000.00	1.900	1.900	395.36	0.00	0.00	395.36
02357QAQ0	1372	101	AMRNT	245,000.00	245,000.00	245,000.00	1.600	1.600	332.94	0.00	0.00	332.94
59161YAP1	1373	101	METRO	249,000.00	249,000.00	249,000.00	1.700	1.700	359.52	0.00	0.00	359.52
3130AQWY5	1374	101	FHLB	1,000,000.00	1,000,000.00	1,000,000.00	1.700	1.668	1,416.67	0.00	0.00	1,416.67
27004PCM3	1375	101	EGLMRK	245,000.00	245,000.00	245,000.00	2.000	2.000	416.17	0.00	0.00	416.17
64034KAZ4	1376	101	NELNET	245,000.00	245,000.00	245,000.00	1.800	1.800	374.55	0.00	0.00	374.55
24773RCR4	1377	101	DELTA	245,000.00	245,000.00	245,000.00	2.000	2.000	416.16	0.00	0.00	416.16
91139LAB2	1378	101	URSVLT	248,000.00	248,000.00	248,000.00	1.900	1.900	400.20	0.00	0.00	400.20
565819AG4	1379	101	MRTTHON	248,000.00	248,000.00	248,000.00	1.800	1.800	379.13	0.00	0.00	379.13
91282CCW9	1380	101	USTR	500,000.00	466,454.17	466,454.17	0.750	0.798	316.07	0.00	0.00	316.07
91282CDG3	1381	101	USTR	500,000.00	473,396.82	473,396.82	1.125	1.179	473.84	0.00	0.00	473.84

City of La Quinta  
 Total Earnings  
 August 1, 2022 - August 31, 2022

CUSIP	Investment #	Fund	Issuer	Ending Par Value	Beginning Book Value	Ending Book Value	Current Rate	Annualized Yield	Adjusted Interest Earnings			
									Interest Earned	Amortization/ Accretion	Realized Gain/Loss	Adjusted Interest Earnings
<b>Fund: General Fund</b>												
91282CBQ3	1382	101	USTR	750,000.00	698,025.00	698,025.00	0.500	0.533	316.07	0.00	0.00	316.07
9128286S4	1383	101	USTR	1,000,000.00	999,010.00	999,010.00	2.375	2.358	2,000.68	0.00	0.00	2,000.68
50625LAW3	1384	101	LFYTT	248,000.00	248,000.00	248,000.00	2.050	2.050	431.79	0.00	0.00	431.79
3130ARGJ4	1385	101	FHLB	500,000.00	500,000.00	500,000.00	2.500	2.453	1,041.66	0.00	0.00	1,041.66
20033A3A2	1386	101	CCBA	248,000.00	248,000.00	248,000.00	2.650	2.650	558.17	0.00	0.00	558.17
3130ARGY1	1387	101	FHLB	1,000,000.00	1,000,000.00	1,000,000.00	2.700	2.649	2,250.00	0.00	0.00	2,250.00
02007GPX5	1388	101	ALLY	245,000.00	245,000.00	245,000.00	2.550	2.550	530.61	0.00	0.00	530.61
52168UHY1	1389	101	LEADR	245,000.00	245,000.00	245,000.00	2.550	2.550	530.61	0.00	0.00	530.61
9128283D0	1390	101	USTR	1,000,000.00	985,190.00	985,190.00	2.250	2.265	1,895.38	0.00	0.00	1,895.38
91282CEF4	1391	101	USTR	1,000,000.00	976,860.00	976,860.00	2.500	2.552	2,117.49	0.00	0.00	2,117.49
254673E69	1392	101	DISCOV	245,000.00	245,000.00	245,000.00	3.100	3.100	645.05	0.00	0.00	645.05
91282CAR2	1393	101	USTR	4,000,000.00	3,979,880.00	3,979,880.00	0.125	0.125	421.19	0.00	0.00	421.19
91282CBD2	1394	101	USTR	2,000,000.00	1,982,265.63	1,982,265.63	0.125	0.125	210.60	0.00	0.00	210.60
91282CAN1	1395	101	USTR	4,000,000.00	3,985,625.00	3,985,625.00	0.125	0.125	423.50	0.00	0.00	423.50
48115LAD6	1396	101	JOVIA	248,000.00	248,000.00	248,000.00	2.500	2.500	526.58	0.00	0.00	526.58
912828X88	1397	101	USTR	1,000,000.00	969,687.50	969,687.50	2.375	2.429	2,000.68	0.00	0.00	2,000.68
91282CEN7	1398	101	USTR	500,000.00	495,000.00	495,000.00	2.750	2.755	1,158.29	0.00	0.00	1,158.29
91282CET4	1399	101	USTR	500,000.00	491,842.18	491,842.18	2.625	2.661	1,111.68	0.00	0.00	1,111.68
9128282U3	1400	101	USTR	500,000.00	490,850.00	490,850.00	1.875	1.895	790.17	0.00	0.00	790.17
3133ENYH7	1401	101	FFCB	500,000.00	499,080.00	499,080.00	2.625	2.580	1,093.75	0.00	0.00	1,093.75
91282CBD2	1402	101	USTR	3,000,000.00	2,972,578.13	2,972,578.13	0.125	0.125	315.89	0.00	0.00	315.89
91282CAX9	1403	101	USTR	4,000,000.00	3,972,031.25	3,972,031.25	0.125	0.126	423.50	0.00	0.00	423.50
91282CAN1	1404	101	USTR	2,000,000.00	1,992,780.00	1,992,780.00	0.125	0.125	211.75	0.00	0.00	211.75
91282CAG6	1405	101	USTR	0.00	4,988,450.00	0.00	0.125	2.941	509.51	0.00	11,550.00	12,059.51
91282CAR2	1406	101	USTR	2,000,000.00	1,989,440.00	1,989,440.00	0.125	0.125	210.60	0.00	0.00	210.60
912828N30	1407	101	USTR	2,000,000.00	1,996,240.00	1,996,240.00	2.125	2.112	3,580.17	0.00	0.00	3,580.17
912828M80	1408	101	USTR	3,000,000.00	2,996,670.00	2,996,670.00	2.000	1.997	5,081.97	0.00	0.00	5,081.97
3130ASDV8	1409	101	FHLB	300,000.00	300,000.00	300,000.00	3.300	3.238	825.00	0.00	0.00	825.00
9128283C2	1410	101	USTR	2,000,000.00	1,999,940.00	1,999,940.00	2.000	1.984	3,369.56	0.00	0.00	3,369.56
91282CAN1	1411	101	USTR	2,000,000.00	1,991,942.00	1,991,942.00	0.125	0.125	211.75	0.00	0.00	211.75
912828N30	1412	101	USTR	2,000,000.00	1,996,680.00	1,996,680.00	2.125	2.111	3,580.17	0.00	0.00	3,580.17
912828M80	1413	101	USTR	2,000,000.00	1,997,980.00	1,997,980.00	2.000	1.997	3,387.97	0.00	0.00	3,387.97
9128283C2	1414	101	USTR	1,000,000.00	999,977.00	999,977.00	2.000	1.984	1,684.78	0.00	0.00	1,684.78
89269FDP7	1415	101	TRADCP	246,000.00	246,000.00	246,000.00	3.000	3.000	626.79	0.00	0.00	626.79
91282CFB2	1417	101	USTR	1,000,000.00	0.00	989,460.00	2.750	2.757	1,270.38	0.00	0.00	1,270.38
912828XT2	1418	101	USTR	1,000,000.00	985,240.00	985,240.00	2.000	2.024	1,693.99	0.00	0.00	1,693.99
397417AQ9	1419	101	GRNWDS	248,000.00	248,000.00	248,000.00	3.050	3.050	642.42	0.00	0.00	642.42

City of La Quinta  
 Total Earnings  
 August 1, 2022 - August 31, 2022

CUSIP	Investment #	Fund	Issuer	Ending Par Value	Beginning Book Value	Ending Book Value	Current Rate	Annualized Yield	Adjusted Interest Earnings			Adjusted Interest Earnings
									Interest Earned	Amortization/ Accretion	Realized Gain/Loss	
<b>Fund: General Fund</b>												
88413QDN5	1420	101	3RD	245,000.00	0.00	245,000.00	3.300	3.300	287.96	0.00	0.00	287.96
02589ADH2	1421	101	AMEXNB	245,000.00	0.00	245,000.00	3.450	3.450	69.47	0.00	0.00	69.47
91282CFB2	1422	101	USTR	1,000,000.00	0.00	979,645.67	2.750	2.784	224.18	0.00	0.00	224.18
			<b>Subtotal</b>	<b>206,706,947.53</b>	<b>223,364,601.15</b>	<b>205,892,052.87</b>		<b>1.266</b>	<b>228,993.49</b>	<b>0.00</b>	<b>11,550.00</b>	<b>240,543.49</b>
<b>Fund: Fiscal Agent</b>												
SYS1058	1058	231	USBANK	14,973,176.11	26.01	14,973,176.11		0.453	0.01	0.00	0.00	0.01
			<b>Subtotal</b>	<b>14,973,176.11</b>	<b>26.01</b>	<b>14,973,176.11</b>		<b>0.453</b>	<b>0.01</b>	<b>0.00</b>	<b>0.00</b>	<b>0.01</b>
<b>Fund: Housing Authority : WSA and LQ</b>												
SYS1062	1062	241	LQPR	416,132.51	403,375.75	416,132.51			0.00	0.00	0.00	0.00
			<b>Subtotal</b>	<b>416,132.51</b>	<b>403,375.75</b>	<b>416,132.51</b>			<b>0.00</b>	<b>0.00</b>	<b>0.00</b>	<b>0.00</b>
<b>Fund: SA Low/Mod Bond Fund</b>												
25-33-005	1113	249	LAIF	2,018,767.39	2,018,767.39	2,018,767.39	1.276	1.350	2,315.25	0.00	0.00	2,315.25
			<b>Subtotal</b>	<b>2,018,767.39</b>	<b>2,018,767.39</b>	<b>2,018,767.39</b>		<b>1.350</b>	<b>2,315.25</b>	<b>0.00</b>	<b>0.00</b>	<b>2,315.25</b>
			<b>Total</b>	<b>224,115,023.54</b>	<b>225,786,770.30</b>	<b>223,300,128.88</b>		<b>1.265</b>	<b>231,308.75</b>	<b>0.00</b>	<b>11,550.00</b>	<b>242,858.75</b>




**City of La Quinta  
Portfolio Management  
Portfolio Summary  
September 30, 2022**

<b>Investments</b>	<b>Par Value</b>	<b>Market Value</b>	<b>Book Value</b>	<b>% of Portfolio</b>	<b>Term</b>	<b>Days to Maturity</b>	<b>YTM 365 Equiv.</b>
Bank Accounts	4,839,849.83	4,839,849.83	4,839,849.83	2.35	1	1	0.000
Local Agency Investment Fund-City	28,728,722.48	28,308,807.15	28,728,722.48	13.95	1	1	1.513
Local Agency Invstmnt Fund-Housing	2,018,767.39	1,992,886.54	2,018,767.39	0.98	1	1	1.513
Money Market Accounts - CAMP	18,010,695.46	18,010,695.46	18,010,695.46	8.74	1	1	2.610
Federal Agency Coupon Securities	39,750,000.00	36,386,736.00	39,536,729.09	19.19	1,615	1,089	1.317
Treasury Coupon Securities	62,250,000.00	60,024,590.00	61,656,358.10	29.93	700	511	1.978
Treasury Discount Notes	5,000,000.00	4,923,100.00	4,919,030.42	2.39	181	152	3.365
Certificate of Deposits	33,101,000.00	31,430,853.63	33,100,377.50	16.07	1,666	788	1.982
Corporate Notes	1,900,000.00	1,826,566.00	1,857,560.00	0.90	1,578	449	2.287
Money Market with Fiscal Agent	4,603.25	4,603.25	4,603.25	0.00	1	1	0.000
CERBT - OPEB Trust	1,660,262.83	1,660,262.83	1,660,262.83	0.81	1	1	0.000
PARS Pension Trust	9,673,786.39	9,673,786.39	9,673,786.39	4.70	1	1	0.000
<b>Investments</b>	<b>206,937,687.63</b>	<b>199,082,737.08</b>	<b>206,006,742.74</b>	<b>100.00%</b>	<b>806</b>	<b>496</b>	<b>1.718</b>

<b>Total Earnings</b>	<b>September 30 Month Ending</b>	<b>Fiscal Year To Date</b>
Current Year	264,985.32	724,468.68
<b>Average Daily Balance</b>	<b>222,696,962.10</b>	<b>221,823,176.73</b>
<b>Effective Rate of Return</b>	<b>1.45%</b>	<b>1.30%</b>

I certify that this report accurately reflects all pooled investments and is in compliance with the California Government Code and the City Investment Policy. As Treasurer of the City of La Quinta, I hereby certify that sufficient investment liquidity and anticipated revenues are available to meet the City's expenditure requirements for the next six months. The City of La Quinta used the monthly account statements issued by our financial institutions to determine the fair market value of investments at month end.

  
 \_\_\_\_\_ 12/8/22  
 Claudia Martinez, Finance Director/City Treasurer

Reporting period 09/01/2022-09/30/2022

Run Date: 12/07/2022 - 21:43

Portfolio CITY  
 CP  
 PM (PRF\_PM1) 7.3.0  
 Report Ver. 7.3.6.1

**City of La Quinta  
Portfolio Management  
Portfolio Details - Investments  
September 30, 2022**

CUSIP	Investment #	Issuer	Average Balance	Purchase Date	Par Value	Market Value	Book Value	Stated Rate	Days to Term	YTM 365	Maturity Date
<b>Bank Accounts</b>											
SYS1293	1293	Bank of New York		09/01/2020	579,272.74	579,272.74	579,272.74		1	1	0.000
059731851	1228	Bank of the West		08/20/2019	3,201,929.33	3,201,929.33	3,201,929.33		1	1	0.000
SYS1059	1059	City Petty Cash		07/01/2016	3,300.00	3,300.00	3,300.00		1	1	0.000
SYS1318	1318	Dune Palms Mobile Estates		03/09/2021	649,720.32	649,720.32	649,720.32		1	1	0.000
SYS1062	1062	La Quinta Palms Realty		07/01/2016	405,627.44	405,627.44	405,627.44		1	1	0.000
<b>Subtotal and Average</b>			<b>7,189,628.84</b>		<b>4,839,849.83</b>	<b>4,839,849.83</b>	<b>4,839,849.83</b>		<b>1</b>	<b>1</b>	<b>0.000</b>
<b>Local Agency Investment Fund-City</b>											
98-33-434	1055	Local Agency Inv Fund			28,728,722.48	28,308,807.15	28,728,722.48	1.513	1	1	1.513
<b>Subtotal and Average</b>			<b>28,728,722.48</b>		<b>28,728,722.48</b>	<b>28,308,807.15</b>	<b>28,728,722.48</b>		<b>1</b>	<b>1</b>	<b>1.513</b>
<b>Local Agency Invstmnt Fund-Housing</b>											
25-33-005	1113	Local Agency Inv Fund			2,018,767.39	1,992,886.54	2,018,767.39	1.513	1	1	1.513
<b>Subtotal and Average</b>			<b>2,018,767.39</b>		<b>2,018,767.39</b>	<b>1,992,886.54</b>	<b>2,018,767.39</b>		<b>1</b>	<b>1</b>	<b>1.513</b>
<b>Money Market Accounts - CAMP</b>											
SYS1153	1153	California Asset Management Pr		09/26/2018	18,010,695.46	18,010,695.46	18,010,695.46	2.610	1	1	2.610
<b>Subtotal and Average</b>			<b>17,973,375.21</b>		<b>18,010,695.46</b>	<b>18,010,695.46</b>	<b>18,010,695.46</b>		<b>1</b>	<b>1</b>	<b>2.610</b>
<b>Federal Agency Coupon Securities</b>											
3133EKQP4	1198	Federal Farm Credit Bank		06/20/2019	500,000.00	498,795.00	499,500.00	1.875	1,271	72	1.905 12/12/2022
3133ENBT6	1348	Federal Farm Credit Bank		12/07/2021	1,000,000.00	989,840.00	998,530.00	0.180	414	116	0.310 01/25/2023
3133EMX64	1340	Federal Farm Credit Bank		10/22/2021	500,000.00	489,290.00	499,002.04	0.170	553	209	0.302 04/28/2023
3133EKZK5	1223	Federal Farm Credit Bank		09/12/2019	500,000.00	488,415.00	499,400.00	1.600	1,432	317	1.632 08/14/2023
3133EJYL7	1158	Federal Farm Credit Bank		10/15/2018	250,000.00	246,655.00	247,275.00	2.800	1,786	339	3.041 09/05/2023
3133EK4X1	1234	Federal Farm Credit Bank		11/01/2019	1,000,000.00	971,280.00	996,900.00	1.600	1,461	396	1.680 11/01/2023
3130AFW94	1177	Federal Home Loan Bank		03/01/2019	500,000.00	488,740.00	498,550.00	2.500	1,810	500	2.563 02/13/2024
3133ELNE0	1246	Federal Farm Credit Bank		02/14/2020	1,000,000.00	962,060.00	999,000.00	1.430	1,461	501	1.456 02/14/2024
3133ENYH7	1401	Federal Farm Credit Bank		06/10/2022	500,000.00	486,655.00	499,080.00	2.625	731	618	2.720 06/10/2024
3135G0V75	1206	Federal National Mtg Assn		07/15/2019	500,000.00	478,845.00	495,950.00	1.750	1,814	640	1.922 07/02/2024
3133EKWV4	1212	Federal Farm Credit Bank		08/02/2019	500,000.00	477,935.00	499,500.00	1.850	1,820	664	1.871 07/26/2024
3133EKP75	1224	Federal Farm Credit Bank		09/17/2019	500,000.00	475,770.00	498,750.00	1.600	1,827	717	1.652 09/17/2024
3133ELEA8	1242	Federal Farm Credit Bank		12/17/2019	1,000,000.00	953,360.00	998,600.00	1.700	1,736	717	1.731 09/17/2024
3135G06E8	1291	Federal National Mtg Assn		11/18/2020	500,000.00	458,740.00	499,250.00	0.420	1,461	779	0.458 11/18/2024
3133ENGN4	1355	Federal Farm Credit Bank		12/09/2021	1,000,000.00	926,650.00	1,000,000.00	0.970	1,096	800	0.970 12/09/2024

**City of La Quinta  
Portfolio Management  
Portfolio Details - Investments  
September 30, 2022**

CUSIP	Investment #	Issuer	Average Balance	Purchase Date	Par Value	Market Value	Book Value	Stated Rate	Days to Term	YTM 365	Maturity Date
<b>Federal Agency Coupon Securities</b>											
3135GAAW1	1300	Federal National Mtg Assn		12/30/2020	500,000.00	456,405.00	500,000.00	0.400	1,461	821	0.400 12/30/2024
3130AP2U8	1353	Federal Home Loan Bank		12/07/2021	1,000,000.00	914,210.00	987,100.00	0.550	1,127	829	0.976 01/07/2025
3130AQWY5	1374	Federal Home Loan Bank		02/25/2022	1,000,000.00	935,130.00	1,000,000.00	1.700	1,095	877	1.700 02/24/2025
3135G03U5	1365	Federal National Mtg Assn		01/28/2022	500,000.00	455,705.00	487,790.00	0.625	1,180	934	1.400 04/22/2025
3134GVYG7	1279	Federal Home Loan Mtg Corp		05/27/2020	1,000,000.00	909,650.00	1,000,000.00	0.625	1,826	969	0.625 05/27/2025
3133ELH23	1280	Federal Farm Credit Bank		06/09/2020	500,000.00	452,855.00	499,850.00	0.500	1,826	982	0.506 06/09/2025
3133ELH80	1282	Federal Farm Credit Bank		06/10/2020	500,000.00	451,840.00	500,000.00	0.680	1,826	983	0.680 06/10/2025
3130AJKW8	1281	Federal Home Loan Bank		06/03/2020	500,000.00	452,990.00	499,850.00	0.500	1,836	986	0.506 06/13/2025
3130AJRP6	1283	Federal Home Loan Bank		06/30/2020	300,000.00	270,186.00	300,000.00	0.680	1,826	1,003	0.680 06/30/2025
3137EAEU9	1297	Federal Home Loan Mtg Corp		12/07/2020	1,000,000.00	897,290.00	997,300.00	0.375	1,687	1,024	0.434 07/21/2025
3137EAEU9	1361	Federal Home Loan Mtg Corp		01/05/2022	500,000.00	448,645.00	487,090.00	0.375	1,293	1,024	1.120 07/21/2025
3135G05S8	1288	Federal National Mtg Assn		08/14/2020	500,000.00	446,425.00	500,000.00	0.500	1,826	1,048	0.500 08/14/2025
3136G4M75	1290	Federal National Mtg Assn		08/28/2020	500,000.00	449,155.00	499,750.00	0.520	1,816	1,052	0.530 08/18/2025
3136G4N74	1289	Federal National Mtg Assn		08/21/2020	1,000,000.00	895,990.00	1,000,000.00	0.560	1,826	1,055	0.560 08/21/2025
3137EAEX3	1307	Federal Home Loan Mtg Corp		02/23/2021	500,000.00	446,260.00	495,999.50	0.375	1,673	1,088	0.552 09/23/2025
3137EAEX3	1310	Federal Home Loan Mtg Corp		03/30/2021	1,000,000.00	892,520.00	983,940.00	0.375	1,638	1,088	0.740 09/23/2025
3130ARGJ4	1385	Federal Home Loan Bank		04/14/2022	500,000.00	470,955.00	500,000.00	2.500	1,279	1,109	2.500 10/14/2025
3134GW5R3	1362	Federal Home Loan Mtg Corp		01/05/2022	400,000.00	356,100.00	391,360.00	0.650	1,391	1,122	1.232 10/27/2025
3135G06G3	1354	Federal National Mtg Assn		12/07/2021	1,000,000.00	890,690.00	976,300.00	0.500	1,431	1,133	1.120 11/07/2025
3135GA2Z3	1292	Federal National Mtg Assn		11/17/2020	500,000.00	442,985.00	499,250.00	0.560	1,826	1,143	0.590 11/17/2025
3130AKFA9	1298	Federal Home Loan Bank		12/07/2020	500,000.00	442,720.00	497,400.00	0.375	1,831	1,168	0.480 12/12/2025
3135GA7D7	1299	Federal National Mtg Assn		12/23/2020	500,000.00	442,020.00	500,000.00	0.600	1,826	1,179	0.600 12/23/2025
3134GXGZ1	1301	Federal Home Loan Mtg Corp		12/30/2020	500,000.00	443,920.00	500,000.00	0.550	1,826	1,186	0.550 12/30/2025
3130AKMZ6	1302	Federal Home Loan Bank		01/14/2021	500,000.00	438,995.00	500,000.00	0.510	1,826	1,201	0.510 01/14/2026
3130AKN28	1304	Federal Home Loan Bank		01/29/2021	500,000.00	438,960.00	500,000.00	0.550	1,826	1,216	0.550 01/29/2026
3130ALV92	1312	Federal Home Loan Bank		03/30/2021	500,000.00	448,875.00	500,000.00	1.050	1,826	1,276	0.938 03/30/2026
3130AMFS6	1324	Federal Home Loan Bank		06/17/2021	1,000,000.00	882,490.00	993,420.00	0.750	1,821	1,350	0.885 06/12/2026
3133EM2C5	1330	Federal Farm Credit Bank		08/10/2021	500,000.00	434,490.00	498,000.00	0.710	1,826	1,409	0.792 08/10/2026
3133EM4X7	1338	Federal Farm Credit Bank		09/28/2021	1,000,000.00	874,840.00	991,080.00	0.800	1,808	1,440	0.985 09/10/2026
3130APBM6	1337	Federal Home Loan Bank		09/30/2021	1,000,000.00	873,770.00	999,000.00	1.000	1,826	1,460	1.021 09/30/2026
3130APB46	1339	Federal Home Loan Bank		10/13/2021	1,000,000.00	871,010.00	998,250.00	0.950	1,826	1,473	0.986 10/13/2026
3134GW6C5	1359	Federal Home Loan Mtg Corp		01/05/2022	500,000.00	433,640.00	486,000.00	0.800	1,757	1,488	1.403 10/28/2026
3133ENCQ1	1344	Federal Farm Credit Bank		11/02/2021	1,000,000.00	882,760.00	1,000,000.00	1.270	1,826	1,493	1.270 11/02/2026
3130APT7	1347	Federal Home Loan Bank		11/24/2021	500,000.00	446,405.00	499,500.00	0.700	1,826	1,515	1.489 11/24/2026
3130AQF65	1358	Federal Home Loan Bank		12/22/2021	1,000,000.00	891,450.00	999,750.00	1.250	1,825	1,542	1.255 12/21/2026
3134GWUQ7	1366	Federal Home Loan Mtg Corp		02/10/2022	1,000,000.00	856,380.00	945,570.00	0.700	1,784	1,551	1.870 12/30/2026

**City of La Quinta  
Portfolio Management  
Portfolio Details - Investments  
September 30, 2022**

CUSIP	Investment #	Issuer	Average Balance	Purchase Date	Par Value	Market Value	Book Value	Stated Rate	Days to Term	YTM 365	Maturity Date
<b>Federal Agency Coupon Securities</b>											
3130AQJR5	1364	Federal Home Loan Bank		01/27/2022	1,000,000.00	883,990.00	1,000,000.00	1.500	1,826	1,579	1.500 01/27/2027
3130AQSA2	1367	Federal Home Loan Bank		02/10/2022	1,000,000.00	898,320.00	1,000,000.00	1.830	1,826	1,593	1.830 02/10/2027
3130ARGY1	1387	Federal Home Loan Bank		04/19/2022	1,000,000.00	926,090.00	1,000,000.00	2.700	1,826	1,661	2.700 04/19/2027
3130ASDV8	1409	Federal Home Loan Bank		06/28/2022	300,000.00	283,305.00	300,000.00	3.300	1,826	1,731	3.300 06/28/2027
3133ENL99	1426	Federal Farm Credit Bank		09/15/2022	1,000,000.00	966,890.00	997,492.55	3.375	1,826	1,810	3.430 09/15/2027
3133ENQ29	1433	Federal Farm Credit Bank		09/30/2022	1,000,000.00	996,400.00	996,400.00	4.000	1,825	1,824	4.080 09/29/2027
<b>Subtotal and Average</b>			<b>39,205,998.77</b>		<b>39,750,000.00</b>	<b>36,386,736.00</b>	<b>39,536,729.09</b>		<b>1,615</b>	<b>1,089</b>	<b>1.317</b>
<b>Treasury Coupon Securities</b>											
91282CAR2	1393	U.S. Treasury		06/06/2022	4,000,000.00	3,991,960.00	3,979,880.00	0.125	147	30	1.391 10/31/2022
91282CAR2	1406	U.S. Treasury		06/13/2022	2,000,000.00	1,995,980.00	1,989,440.00	0.125	140	30	1.521 10/31/2022
9128283C2	1410	U.S. Treasury		06/29/2022	2,000,000.00	1,998,780.00	1,999,940.00	2.000	124	30	2.002 10/31/2022
9128283C2	1414	U.S. Treasury		06/30/2022	1,000,000.00	999,390.00	999,977.00	2.000	123	30	2.000 10/31/2022
91282CAX9	1403	U.S. Treasury		06/13/2022	4,000,000.00	3,980,640.00	3,972,031.25	0.125	170	60	1.642 11/30/2022
912828M80	1408	U.S. Treasury		06/28/2022	3,000,000.00	2,994,270.00	2,996,670.00	2.000	155	60	2.261 11/30/2022
912828M80	1413	U.S. Treasury		06/30/2022	2,000,000.00	1,996,180.00	1,997,980.00	2.000	153	60	2.240 11/30/2022
91282CBD2	1394	U.S. Treasury		06/06/2022	2,000,000.00	1,983,700.00	1,982,265.63	0.125	208	91	1.705 12/31/2022
91282CBD2	1402	U.S. Treasury		06/13/2022	3,000,000.00	2,975,550.00	2,972,578.13	0.125	201	91	1.812 12/31/2022
912828N30	1407	U.S. Treasury		06/28/2022	2,000,000.00	1,993,220.00	1,996,240.00	2.125	186	91	2.501 12/31/2022
912828N30	1412	U.S. Treasury		06/30/2022	2,000,000.00	1,993,220.00	1,996,680.00	2.125	184	91	2.461 12/31/2022
9128283U2	1428	U.S. Treasury		09/30/2022	3,000,000.00	2,986,860.00	2,988,390.00	2.375	123	122	3.533 01/31/2023
91282CBN0	1432	U.S. Treasury		09/30/2022	3,000,000.00	2,955,810.00	2,956,788.66	0.125	151	150	3.630 02/28/2023
91282CBU4	1349	U.S. Treasury		12/07/2021	1,000,000.00	981,680.00	996,718.75	0.125	479	181	0.376 03/31/2023
912828Q29	1431	U.S. Treasury		09/30/2022	2,000,000.00	1,976,480.00	1,977,200.00	1.500	182	181	3.824 03/31/2023
91282CCD1	1350	U.S. Treasury		12/07/2021	1,000,000.00	973,950.00	995,468.75	0.125	540	242	0.432 05/31/2023
91282CCN9	1341	U.S. Treasury		10/22/2021	500,000.00	483,495.00	497,792.97	0.125	647	303	0.375 07/31/2023
912828T26	1217	U.S. Treasury		08/21/2019	500,000.00	485,840.00	499,300.00	1.375	1,501	364	1.410 09/30/2023
91282CBA8	1351	U.S. Treasury		12/07/2021	1,000,000.00	951,760.00	990,000.00	0.125	738	440	0.623 12/15/2023
91282CBE0	1342	U.S. Treasury		10/22/2021	1,000,000.00	947,970.00	991,000.00	0.125	815	471	0.531 01/15/2024
91282CBR1	1352	U.S. Treasury		12/07/2021	1,000,000.00	943,200.00	989,800.00	0.250	829	531	0.704 03/15/2024
91282CBV2	1360	U.S. Treasury		01/05/2022	500,000.00	470,920.00	494,882.81	0.375	831	562	0.830 04/15/2024
912828XT2	1418	U.S. Treasury		05/04/2022	1,000,000.00	963,360.00	985,240.00	2.000	758	608	2.736 05/31/2024
9128282U3	1400	U.S. Treasury		06/09/2022	500,000.00	478,280.00	490,850.00	1.875	814	700	2.727 08/31/2024
91282CDB4	1343	U.S. Treasury		10/22/2021	1,000,000.00	929,920.00	996,320.00	0.625	1,089	745	0.750 10/15/2024
9128283D0	1390	U.S. Treasury		05/03/2022	1,000,000.00	960,630.00	985,190.00	2.250	912	761	2.870 10/31/2024



**City of La Quinta  
Portfolio Management  
Portfolio Details - Investments  
September 30, 2022**

CUSIP	Investment #	Issuer	Average Balance	Purchase Date	Par Value	Market Value	Book Value	Stated Rate	Days to Term	YTM 365	Maturity Date
<b>Treasury Coupon Securities</b>											
912828YV6	1241	U.S. Treasury		12/16/2019	1,000,000.00	943,710.00	989,687.50	1.500	1,811	791	1.718 11/30/2024
91282CAT8	1311	U.S. Treasury		03/30/2021	1,000,000.00	885,740.00	977,500.00	0.250	1,676	1,126	0.750 10/31/2025
91282CAZ4	1315	U.S. Treasury		04/22/2021	500,000.00	443,380.00	492,187.50	0.375	1,683	1,156	0.720 11/30/2025
91282CBC4	1303	U.S. Treasury		01/07/2021	500,000.00	442,205.00	498,632.81	0.375	1,819	1,187	0.431 12/31/2025
91282CBH3	1309	U.S. Treasury		02/23/2021	500,000.00	440,470.00	495,100.00	0.375	1,803	1,218	0.577 01/31/2026
91282CBQ3	1319	U.S. Treasury		05/28/2021	500,000.00	441,270.00	494,165.00	0.500	1,737	1,246	0.750 02/28/2026
91282CBQ3	1382	U.S. Treasury		03/23/2022	750,000.00	661,905.00	698,025.00	0.500	1,438	1,246	2.353 02/28/2026
91282CBT7	1320	U.S. Treasury		05/28/2021	500,000.00	444,045.00	499,525.00	0.750	1,768	1,277	0.770 03/31/2026
91282CBT7	1322	U.S. Treasury		06/17/2021	500,000.00	444,045.00	498,450.00	0.750	1,748	1,277	0.816 03/31/2026
9128286S4	1383	U.S. Treasury		03/23/2022	1,000,000.00	940,200.00	999,010.00	2.375	1,499	1,307	2.400 04/30/2026
91282CCF6	1321	U.S. Treasury		06/01/2021	1,000,000.00	883,400.00	997,060.00	0.750	1,825	1,338	0.810 05/31/2026
91282CCF6	1323	U.S. Treasury		06/17/2021	500,000.00	441,700.00	497,095.00	0.750	1,809	1,338	0.870 05/31/2026
91282CCP4	1335	U.S. Treasury		09/29/2021	1,000,000.00	874,960.00	983,750.00	0.625	1,766	1,399	0.970 07/31/2026
91282CCW9	1336	U.S. Treasury		09/29/2021	1,000,000.00	877,340.00	988,500.00	0.750	1,797	1,430	0.990 08/31/2026
91282CCW9	1380	U.S. Treasury		03/22/2022	500,000.00	438,670.00	466,454.17	0.750	1,623	1,430	2.350 08/31/2026
91282CDG3	1381	U.S. Treasury		03/22/2022	500,000.00	443,535.00	473,396.82	1.125	1,684	1,491	2.350 10/31/2026
912828Z78	1369	U.S. Treasury		02/10/2022	1,000,000.00	896,840.00	986,700.00	1.500	1,816	1,583	1.781 01/31/2027
91282CEF4	1391	U.S. Treasury		05/03/2022	1,000,000.00	934,730.00	976,860.00	2.500	1,793	1,642	3.010 03/31/2027
91282CEN7	1398	U.S. Treasury		06/08/2022	500,000.00	472,130.00	495,000.00	2.750	1,787	1,672	2.971 04/30/2027
912828X88	1397	U.S. Treasury		06/07/2022	1,000,000.00	927,420.00	969,687.50	2.375	1,803	1,687	3.041 05/15/2027
91282CET4	1399	U.S. Treasury		06/08/2022	500,000.00	469,630.00	491,842.18	2.625	1,818	1,703	2.980 05/31/2027
91282CFB2	1417	U.S. Treasury		08/15/2022	1,000,000.00	942,110.00	989,460.00	2.750	1,811	1,764	2.980 07/31/2027
91282CFB2	1422	U.S. Treasury		08/29/2022	1,000,000.00	942,110.00	979,645.67	2.750	1,797	1,764	3.200 07/31/2027
<b>Subtotal and Average</b>			<b>62,176,092.08</b>		<b>62,250,000.00</b>	<b>60,024,590.00</b>	<b>61,656,358.10</b>		<b>700</b>	<b>511</b>	<b>1.978</b>
<b>Treasury Discount Notes</b>											
912796YB9	1423	U.S. Treasury		09/02/2022	3,000,000.00	2,953,860.00	2,951,409.30	3.221	181	152	3.366 03/02/2023
912796YB9	1424	U.S. Treasury		09/02/2022	2,000,000.00	1,969,240.00	1,967,621.12	3.220	181	152	3.365 03/02/2023
<b>Subtotal and Average</b>			<b>4,755,062.74</b>		<b>5,000,000.00</b>	<b>4,923,100.00</b>	<b>4,919,030.42</b>		<b>181</b>	<b>152</b>	<b>3.365</b>
<b>Certificate of Deposits</b>											
01859BAA3	1095	Alliance Credit Union		10/13/2017	245,000.00	244,896.98	245,000.00	2.250	1,826	12	2.251 10/13/2022
06740KLJ4	1097	Barclays Bank		10/25/2017	240,000.00	239,814.75	240,000.00	2.300	1,826	24	2.291 10/25/2022
62384RAC0	1099	Mountain America Federal CU		11/08/2017	245,000.00	244,713.97	245,000.00	2.300	1,826	38	2.301 11/08/2022
22766ACB9	1106	CrossFirst Bank		11/20/2017	245,000.00	244,607.59	245,000.00	2.200	1,824	48	2.201 11/18/2022

**City of La Quinta  
Portfolio Management  
Portfolio Details - Investments  
September 30, 2022**

CUSIP	Investment #	Issuer	Average Balance	Purchase Date	Par Value	Market Value	Book Value	Stated Rate	Days to Term Maturity	YTM 365	Maturity Date
<b>Certificate of Deposits</b>											
29367QCP1	1107	Enterprise Bank, NA		11/28/2017	245,000.00	244,508.09	245,000.00	2.150	1,826	58	2.151 11/28/2022
58404DCX7	1169	Medallion Bank		12/07/2018	248,000.00	247,962.33	248,000.00	3.400	1,461	67	3.402 12/07/2022
75701LAB3	1166	Red Rocks Credit Union		12/07/2018	248,000.00	247,939.02	248,000.00	3.350	1,461	67	3.352 12/07/2022
499724AB8	1110	Knoxville TVA Credit Union		12/29/2017	245,000.00	244,342.27	245,000.00	2.400	1,826	89	2.401 12/29/2022
49228XAK6	1239	Kern FCU		12/30/2019	248,000.00	246,922.08	248,000.00	1.900	1,096	90	1.902 12/30/2022
79772FAC0	1240	San Francisco FCU		12/30/2019	248,000.00	246,890.93	248,000.00	1.850	1,096	90	1.852 12/30/2022
949495AT2	1244	Wells Fargo Natl Bank West		01/29/2020	248,000.00	246,407.62	248,000.00	1.900	1,097	121	1.900 01/30/2023
81768PAF3	1254	Servisfirst Bank		02/21/2020	248,000.00	245,827.43	248,000.00	1.600	1,096	143	1.601 02/21/2023
92535LCD4	1180	Verus Bank of Commerce		02/28/2019	248,000.00	246,856.35	248,000.00	2.700	1,461	150	2.700 02/28/2023
034577AH9	1119	Aneca Federal Credit Union		03/22/2018	245,000.00	243,587.95	245,000.00	2.800	1,826	172	2.802 03/22/2023
66704MEQ0	1263	Northstar Bank		03/31/2020	248,000.00	243,981.26	248,000.00	1.150	1,095	181	1.150 03/31/2023
954444BS3	1265	West Michigan Cmnty Bk		03/31/2020	248,000.00	243,981.26	248,000.00	1.150	1,095	181	1.150 03/31/2023
17312QJ26	1123	Citibank NA		04/11/2018	245,000.00	243,285.40	245,000.00	2.900	1,826	192	2.902 04/11/2023
20726ABA5	1189	Congressional Bank		04/30/2019	248,000.00	245,532.08	248,000.00	2.500	1,459	209	2.502 04/28/2023
29278TAY6	1125	EnerBank USA		04/30/2018	240,000.00	238,232.88	240,000.00	2.950	1,824	209	2.952 04/28/2023
32117BCX4	1179	First National Bank		03/05/2019	248,000.00	245,647.94	248,000.00	2.800	1,522	216	2.802 05/05/2023
725404AB3	1194	Pittsfield Cooperative Bank		06/07/2019	245,000.00	241,560.43	245,000.00	2.500	1,461	249	2.502 06/07/2023
619165JD6	1173	Morton Community		03/20/2019	248,000.00	244,774.86	248,000.00	2.750	1,553	262	2.753 06/20/2023
74934YAH4	1144	RCB Bank		06/20/2018	245,000.00	242,516.65	245,000.00	3.150	1,826	262	3.152 06/20/2023
02616AAH2	1285	American First CU		06/26/2020	248,000.00	240,338.71	248,000.00	0.350	1,095	268	0.350 06/26/2023
02772JBD1	1205	American National Bank		07/19/2019	248,000.00	242,622.34	248,000.00	2.000	1,461	291	2.001 07/19/2023
32110YLK9	1147	First National Bank of America		07/20/2018	245,000.00	241,914.64	245,000.00	3.150	1,826	292	3.152 07/20/2023
06426KAN8	1151	Bank of New England		07/31/2018	249,000.00	245,885.89	249,000.00	3.250	1,826	303	3.252 07/31/2023
75472RAD3	1218	Raymond James Bank		08/23/2019	244,000.00	237,986.99	244,000.00	1.950	1,461	326	1.951 08/23/2023
89579NCD3	1262	Triad Bank		03/30/2020	248,000.00	239,658.42	248,000.00	1.350	1,278	363	1.352 09/29/2023
57116ARV2	1155	Cache Valley BK F/K/A Marlin		10/17/2018	248,000.00	244,206.53	248,000.00	3.300	1,826	381	3.302 10/17/2023
625925AR3	1160	Municipal Trust and Savings		10/17/2018	245,000.00	240,999.44	245,000.00	3.200	1,826	381	3.202 10/17/2023
90348JEJ5	1161	UBS Bank USA		10/17/2018	245,000.00	241,378.91	245,000.00	3.350	1,826	381	3.352 10/17/2023
474067AQ8	1154	Jefferson Financial CU		10/19/2018	245,000.00	241,385.18	245,000.00	3.350	1,826	383	3.352 10/19/2023
20143PDV9	1162	Commercial Bank		11/15/2018	248,000.00	244,272.28	248,000.00	3.400	1,826	410	3.402 11/15/2023
67054NAN3	1164	Numerica Credit Union		11/28/2018	248,000.00	244,583.54	248,000.00	3.550	1,826	423	3.552 11/28/2023
48115LAD6	1396	Jovia Financial Credit Union		06/07/2022	248,000.00	241,548.71	248,000.00	2.500	548	432	2.502 12/07/2023
635573AL2	1170	National Cooperative Bank, N.A		12/21/2018	245,000.00	241,089.06	245,000.00	3.400	1,826	446	3.402 12/21/2023
066851WJ1	1172	Bar Harbor Bank and Trust		12/31/2018	248,000.00	243,812.25	248,000.00	3.350	1,824	454	3.352 12/29/2023
89269FDP7	1415	Tradition Capital		07/20/2022	246,000.00	240,628.50	246,000.00	3.000	551	478	3.008 01/22/2024
51210SQU4	1208	Lakeside Bank		07/30/2019	248,000.00	239,245.24	248,000.00	2.000	1,644	485	2.003 01/29/2024

Portfolio CITY  
CP  
PM (PRF\_PM2) 7.3.0

**City of La Quinta  
Portfolio Management  
Portfolio Details - Investments  
September 30, 2022**

CUSIP	Investment #	Issuer	Average Balance	Purchase Date	Par Value	Market Value	Book Value	Stated Rate	Days to Term Maturity	YTM 365	Maturity Date
<b>Certificate of Deposits</b>											
77579ADF0	1251	Rollstone B&T		02/12/2020	245,000.00	235,119.42	245,000.00	1.650	1,461	499	1.651 02/12/2024
66736ABP3	1181	Northwest Bank		02/13/2019	248,000.00	242,236.39	248,000.00	2.950	1,826	500	2.951 02/13/2024
949763XY7	1174	Wells Fargo		02/27/2019	248,000.00	242,252.38	248,000.00	3.000	1,826	514	3.001 02/27/2024
50625LAW3	1384	Lafayette FCU		03/30/2022	248,000.00	238,584.68	248,000.00	2.050	729	544	2.053 03/28/2024
882213AB7	1260	Texas Bank Financial		03/31/2020	245,000.00	232,420.39	245,000.00	1.100	1,458	544	1.101 03/28/2024
472382AQ3	1272	The Jefferson Bank		04/15/2020	248,000.00	235,388.37	248,000.00	1.250	1,461	562	1.251 04/15/2024
08016PDO9	1270	Belmont Bank and Trust		04/16/2020	248,000.00	235,366.77	248,000.00	1.250	1,461	563	1.251 04/16/2024
69506YRH4	1269	Pacific Western Bank		04/16/2020	245,000.00	232,812.49	245,000.00	1.300	1,461	563	1.301 04/16/2024
56065GAG3	1188	Main Street Bank		04/26/2019	248,000.00	240,287.52	248,000.00	2.600	1,827	573	2.603 04/26/2024
33640VDD7	1231	First Service Bank		11/15/2019	248,000.00	236,607.75	248,000.00	1.700	1,643	592	1.701 05/15/2024
48128HXU7	1185	JP Morgan Chase		05/16/2019	245,000.00	239,762.96	245,000.00	3.250	1,827	593	3.254 05/16/2024
46256YAZ2	1186	Iowa State Bank		05/23/2019	245,000.00	236,409.78	245,000.00	2.400	1,827	600	2.403 05/23/2024
538036GV0	1238	Live Oak Bank		11/27/2019	248,000.00	236,768.95	248,000.00	1.800	1,644	605	1.802 05/28/2024
156634AK3	1184	Century Next Bank		05/29/2019	248,000.00	239,562.36	248,000.00	2.500	1,827	606	2.503 05/29/2024
72651LCL6	1195	Plains Commerce Bank		06/07/2019	245,000.00	236,901.01	245,000.00	2.550	1,827	615	2.553 06/07/2024
299547AQ2	1196	Evansville Teachers Credit FCU		06/12/2019	248,000.00	239,890.16	248,000.00	2.600	1,827	620	2.603 06/12/2024
524661CB9	1197	Legacy Bank		06/19/2019	248,000.00	238,972.30	248,000.00	2.400	1,827	627	2.403 06/19/2024
176688CP2	1199	Citizens State Bank		06/21/2019	248,000.00	238,944.75	248,000.00	2.400	1,827	629	2.403 06/21/2024
20416TAQ5	1202	Communitywide FCU		06/28/2019	248,000.00	238,217.42	248,000.00	2.250	1,827	636	2.253 06/28/2024
761402BY1	1203	Revere Bank		06/28/2019	247,000.00	237,529.67	247,000.00	2.300	1,827	636	2.303 06/28/2024
00257TBD7	1207	Abacus Federal Savings		07/26/2019	248,000.00	236,596.65	248,000.00	1.950	1,827	664	1.952 07/26/2024
33625CCP2	1209	First Security Bank of WA		07/30/2019	248,000.00	236,863.66	248,000.00	2.000	1,827	668	2.002 07/30/2024
710571DS6	1210	People's Bank		07/31/2019	248,000.00	236,959.88	248,000.00	2.000	1,827	669	2.002 07/31/2024
740367HP5	1213	Preferred Bank		08/16/2019	249,000.00	237,546.09	249,000.00	2.000	1,827	685	2.002 08/16/2024
33766LAJ7	1216	FirsTier Bank		08/23/2019	249,000.00	237,205.30	249,000.00	1.950	1,827	692	1.952 08/23/2024
938828BH2	1215	Washington Federal		08/23/2019	248,000.00	236,480.85	248,000.00	2.000	1,827	692	2.002 08/23/2024
336460CX6	1222	First State Bk DeQueen		08/30/2019	248,000.00	235,564.98	248,000.00	1.800	1,827	699	1.802 08/30/2024
334342CD2	1221	First Natl Bk of Syracuse		08/30/2019	249,000.00	236,746.22	249,000.00	1.850	1,827	699	1.852 08/30/2024
15118RRH2	1220	Celtic Bank		08/30/2019	248,000.00	235,795.43	248,000.00	1.850	1,827	699	1.852 08/30/2024
05580AD50	1333	BMW Bank		09/10/2021	245,000.00	227,368.89	245,000.00	0.650	1,096	710	0.651 09/10/2024
06652CHB0	1227	BankWest Inc		09/27/2019	248,000.00	234,611.11	248,000.00	1.700	1,827	727	1.702 09/27/2024
84223QAN7	1286	Southern Bancorp Bk		06/26/2020	248,000.00	228,286.00	248,000.00	0.500	1,582	755	0.500 10/25/2024
804375DL4	1235	Sauk Valley B&T Co		11/07/2019	248,000.00	234,092.95	248,000.00	1.700	1,827	768	1.702 11/07/2024
61690UNX4	1237	Morgan Stanley Bank		11/20/2019	245,000.00	232,401.06	245,000.00	1.950	1,827	781	1.952 11/20/2024
61760A3B3	1236	Morgan Stanley Private Bk, NA		11/20/2019	245,000.00	232,150.28	245,000.00	1.900	1,827	781	1.902 11/20/2024
064520BG3	1287	Bank Princeton		06/30/2020	248,000.00	226,892.36	248,000.00	0.500	1,644	821	0.500 12/30/2024

**City of La Quinta  
Portfolio Management  
Portfolio Details - Investments  
September 30, 2022**

CUSIP	Investment #	Issuer	Average Balance	Purchase Date	Par Value	Market Value	Book Value	Stated Rate	Days to Term	YTM 365	Maturity Date
<b>Certificate of Deposits</b>											
89388CEY0	1328	Transportation Alliance Bk TAB		07/23/2021	248,000.00	225,754.71	248,000.00	0.400	1,280	845	0.401 01/23/2025
06417NZQ9	1329	Bank OZK		07/29/2021	248,000.00	225,605.28	248,000.00	0.400	1,280	851	0.401 01/29/2025
90983WBT7	1249	United Community		02/07/2020	248,000.00	232,490.35	248,000.00	1.650	1,827	860	1.652 02/07/2025
32114VBT3	1250	First National Bank Michigan		02/14/2020	248,000.00	232,370.67	248,000.00	1.650	1,827	867	1.652 02/14/2025
35637RDC8	1248	Freedom Financial		02/14/2020	248,000.00	231,804.42	248,000.00	1.550	1,827	867	1.552 02/14/2025
029728BC5	1255	American State		02/21/2020	248,000.00	231,966.04	248,000.00	1.600	1,827	874	1.602 02/21/2025
17286TAG0	1252	Citadel FCU		02/27/2020	248,000.00	232,149.32	248,000.00	1.650	1,827	880	1.652 02/27/2025
00435JBH5	1256	Access Bank		03/13/2020	248,000.00	231,709.09	248,000.00	1.600	1,826	894	1.601 03/13/2025
849430BF9	1257	Spring Bank		03/20/2020	248,000.00	231,001.24	248,000.00	1.500	1,826	901	1.501 03/20/2025
05465DAE8	1258	Axos Bank		03/26/2020	248,000.00	231,781.11	248,000.00	1.650	1,826	907	1.651 03/26/2025
020080BX4	1267	Alma Bank		03/30/2020	248,000.00	230,266.73	248,000.00	1.400	1,824	909	1.399 03/28/2025
2027506M2	1268	Commonwealth Business Bk		03/31/2020	248,000.00	229,497.25	248,000.00	1.250	1,826	912	1.251 03/31/2025
654062JZ2	1266	Nicolet Natl Bank		03/31/2020	248,000.00	230,388.81	248,000.00	1.400	1,826	912	1.401 03/31/2025
14042TDD6	1271	Capital One USA FDIC33954		04/08/2020	245,000.00	228,688.98	245,000.00	1.600	1,826	920	1.601 04/08/2025
02007GPX5	1388	Ally Bank Midvale		04/21/2022	245,000.00	234,114.48	245,000.00	2.550	1,096	933	2.550 04/21/2025
52168UHY1	1389	Leader Bank		04/22/2022	245,000.00	234,103.09	245,000.00	2.550	1,096	934	2.552 04/22/2025
32112UDR9	1274	First Natl Bk McGregor		04/28/2020	248,000.00	229,478.97	248,000.00	1.350	1,826	940	1.351 04/28/2025
32027BAL1	1273	First Freedom Bank		04/29/2020	249,000.00	229,463.89	249,000.00	1.200	1,826	941	1.201 04/29/2025
33847E3A3	1276	Flagstar		04/30/2020	248,000.00	229,076.39	248,000.00	1.250	1,826	942	1.251 04/30/2025
32056GDJ6	1278	1st Internet Bank		05/11/2020	248,000.00	227,143.38	248,000.00	1.000	1,827	954	0.985 05/12/2025
95960NKD8	1277	Western State Bank		05/13/2020	245,000.00	224,539.87	245,000.00	1.000	1,826	955	1.001 05/13/2025
254673E69	1392	Discover Bank Greenwood DE CF		05/24/2022	245,000.00	237,192.83	245,000.00	3.100	1,099	969	3.103 05/27/2025
169894AS1	1284	Chippewa Valley Bk		06/24/2020	248,000.00	223,772.27	248,000.00	0.600	1,826	997	0.600 06/24/2025
307811DF3	1363	Farmers & Merch		01/14/2022	249,000.00	226,294.82	249,000.00	0.900	1,277	1,017	0.900 07/14/2025
70962LAF9	1331	Pentagon FCU		09/01/2021	249,000.00	224,075.52	249,000.00	0.700	1,462	1,067	0.687 09/02/2025
914242AA0	1429	University Credit Union		09/26/2022	248,000.00	245,887.43	248,000.00	4.000	1,096	1,091	3.891 09/26/2025
51507LCC6	1305	Landmark Community Bank		01/22/2021	248,000.00	218,912.70	248,000.00	0.500	1,826	1,209	0.500 01/22/2026
87270LDL4	1306	TIAA FKA EverBank		02/12/2021	245,000.00	216,109.99	245,000.00	0.500	1,826	1,230	0.500 02/12/2026
64034KAZ4	1376	Nelnet Bank		03/02/2022	245,000.00	225,982.86	245,000.00	1.800	1,461	1,248	1.801 03/02/2026
39573LBC1	1313	Greenstate FCU		04/16/2021	249,000.00	221,912.32	249,000.00	0.950	1,826	1,293	0.951 04/16/2026
89235MKY6	1314	Toyota Financial Savings Bank		04/22/2021	245,000.00	218,038.39	245,000.00	0.900	1,826	1,299	0.900 04/22/2026
14622LAA0	1316	Carter FCU		04/27/2021	248,000.00	219,144.52	248,000.00	0.750	1,826	1,304	0.750 04/27/2026
31617CAV5	1317	Fidelity Homestead		04/30/2021	248,000.00	218,752.18	248,000.00	0.700	1,826	1,307	0.711 04/30/2026
501798RP9	1356	LCA Bank Corp		12/27/2021	248,000.00	220,485.42	248,000.00	1.000	1,642	1,364	1.000 06/26/2026
92559TAJ7	1325	Vibrant Credit Union		07/02/2021	249,000.00	219,432.76	248,377.50	0.800	1,824	1,368	0.852 06/30/2026
38149MXK4	1326	Goldman Sachs		07/28/2021	248,000.00	219,982.89	248,000.00	1.000	1,826	1,396	1.001 07/28/2026

Portfolio CITY  
CP

**City of La Quinta  
Portfolio Management  
Portfolio Details - Investments  
September 30, 2022**

CUSIP	Investment #	Issuer	Average Balance	Purchase Date	Par Value	Market Value	Book Value	Stated Rate	Days to Term	YTM 365	Maturity Date
<b>Certificate of Deposits</b>											
795451AF0	1327	Sallie Mae Bank Salt Lake City		07/28/2021	248,000.00	219,982.89	248,000.00	1.000	1,826	1,396	1.001 07/28/2026
87165ET98	1332	Synchrony Bank Retail		09/03/2021	245,000.00	215,954.83	245,000.00	0.900	1,826	1,433	0.900 09/03/2026
20786ADL6	1334	Connect One		09/24/2021	248,000.00	217,050.34	248,000.00	0.800	1,826	1,454	0.800 09/24/2026
59013KPN0	1345	Merrick Bank		11/09/2021	249,000.00	220,049.88	249,000.00	1.100	1,826	1,500	1.101 11/09/2026
14042RQBO	1346	Capital One Natl Assn FDIC4297		11/17/2021	248,000.00	219,242.72	248,000.00	1.100	1,826	1,508	1.101 11/17/2026
20825WAR1	1357	Connexus CU		12/23/2021	249,000.00	220,813.92	249,000.00	1.250	1,826	1,544	1.250 12/23/2026
89786MAF1	1368	True Sky FCU		02/04/2022	245,000.00	220,335.36	245,000.00	1.600	1,826	1,587	1.601 02/04/2027
02357QAQ0	1372	Amerant Bank		02/14/2022	245,000.00	220,167.48	245,000.00	1.600	1,828	1,599	1.601 02/16/2027
07371AYE7	1370	Beal Bank TX		02/23/2022	245,000.00	223,111.47	245,000.00	1.900	1,820	1,600	1.901 02/17/2027
07371CE88	1371	Beal Bank USA		02/23/2022	245,000.00	223,111.47	245,000.00	1.900	1,820	1,600	1.901 02/17/2027
59161YAP1	1373	Metro Credit Union		02/18/2022	249,000.00	224,557.25	249,000.00	1.700	1,826	1,601	1.701 02/18/2027
24773RCR4	1377	Delta Natl B&T		03/09/2022	245,000.00	224,004.14	245,000.00	2.000	1,814	1,608	2.001 02/25/2027
27004PCM3	1375	Eaglemark Savings		03/02/2022	245,000.00	224,022.24	245,000.00	2.000	1,826	1,613	2.001 03/02/2027
91139LAB2	1378	United Roosevelt Savings		03/11/2022	248,000.00	225,480.00	248,000.00	1.900	1,826	1,622	1.901 03/11/2027
565819AG4	1379	Marathon Bnak		03/16/2022	248,000.00	224,395.00	248,000.00	1.800	1,826	1,627	1.801 03/16/2027
20033A3A2	1386	Comenity Capital Bank		04/14/2022	248,000.00	232,919.44	248,000.00	2.650	1,826	1,656	2.652 04/14/2027
397417AQ9	1419	Greenwoods State Bank		05/17/2022	248,000.00	236,958.86	248,000.00	3.050	1,826	1,689	3.052 05/17/2027
02589ADH2	1421	American Express, NB		08/29/2022	245,000.00	238,207.39	245,000.00	3.450	1,793	1,760	3.067 07/27/2027
88413QDN5	1420	Third Federal Savings and Loan		08/19/2022	245,000.00	236,584.68	245,000.00	3.300	1,826	1,783	3.302 08/19/2027
732329BD8	1425	Ponce Bank		09/15/2022	248,000.00	241,656.61	248,000.00	3.500	1,826	1,810	3.502 09/15/2027
052392BT3	1427	Austin Telco FCU		09/21/2022	248,000.00	245,027.63	248,000.00	3.800	1,826	1,816	3.770 09/21/2027
22258JAB7	1430	County Schools FCU		09/30/2022	248,000.00	251,905.08	248,000.00	4.400	1,826	1,825	4.325 09/30/2027
<b>Subtotal and Average</b>			<b>32,339,844.17</b>		<b>33,101,000.00</b>	<b>31,430,853.63</b>	<b>33,100,377.50</b>		<b>1,666</b>	<b>788</b>	<b>1.982</b>
<b>Corporate Notes</b>											
931142DU4	1190	Wal-Mart Stores, Inc		04/16/2019	500,000.00	498,680.00	496,650.00	2.350	1,339	75	2.799 12/15/2022
19416QE44	1175	Colgate-Palmolive		03/04/2019	500,000.00	496,700.00	485,250.00	1.950	1,430	123	2.751 02/01/2023
594918BQ6	1157	Microsoft Corporation		10/15/2018	400,000.00	392,436.00	378,360.00	2.000	1,758	311	3.222 08/08/2023
45950VPS9	1308	International Finance Corp.		02/26/2021	500,000.00	438,750.00	497,300.00	0.500	1,826	1,244	0.610 02/26/2026
<b>Subtotal and Average</b>			<b>1,857,560.00</b>		<b>1,900,000.00</b>	<b>1,826,566.00</b>	<b>1,857,560.00</b>		<b>1,578</b>	<b>449</b>	<b>2.287</b>
<b>Money Market with Fiscal Agent</b>											
SYS1058	1058	US Bank		07/01/2016	4,603.25	4,603.25	4,603.25		1	1	0.000
<b>Subtotal and Average</b>			<b>14,474,223.68</b>		<b>4,603.25</b>	<b>4,603.25</b>	<b>4,603.25</b>		<b>1</b>	<b>1</b>	<b>0.000</b>

**City of La Quinta  
Portfolio Management  
Portfolio Details - Investments  
September 30, 2022**

CUSIP	Investment #	Issuer	Average Balance	Purchase Date	Par Value	Market Value	Book Value	Stated Rate	Days to Term	YTM 365	Maturity Date
<b>CERBT - OPEB Trust</b>											
SYS1114	1114	CalPERS CERBT Plan		07/01/2022	1,660,262.83	1,660,262.83	1,660,262.83		1	1	0.000
		<b>Subtotal and Average</b>	<b>1,787,756.62</b>		<b>1,660,262.83</b>	<b>1,660,262.83</b>	<b>1,660,262.83</b>		<b>1</b>	<b>1</b>	<b>0.000</b>
<b>PARS Pension Trust</b>											
SYS1230	1230	Pblc Agncy Rtrmnt Serv			9,673,786.39	9,673,786.39	9,673,786.39		1	1	0.000
		<b>Subtotal and Average</b>	<b>10,189,930.12</b>		<b>9,673,786.39</b>	<b>9,673,786.39</b>	<b>9,673,786.39</b>		<b>1</b>	<b>1</b>	<b>0.000</b>
		<b>Total and Average</b>	<b>222,696,962.10</b>		<b>206,937,687.63</b>	<b>199,082,737.08</b>	<b>206,006,742.74</b>		<b>806</b>	<b>496</b>	<b>1.718</b>



**City of La Quinta  
Total Earnings  
Sorted by Fund - Fund  
September 1, 2022 - September 30, 2022**

CUSIP	Investment #	Fund	Issuer	Ending Par Value	Beginning Book Value	Ending Book Value	Current Rate	Annualized Yield	Adjusted Interest Earnings			Adjusted Interest Earnings
									Interest Earned	Amortization/ Accretion	Realized Gain/Loss	
<b>Fund: General Fund</b>												
98-33-434	1055	101	LAIF	28,728,722.48	28,728,722.48	28,728,722.48	1.513	1.350	31,885.14	0.00	0.00	31,885.14
SYS1059	1059	101	CITYPC	3,300.00	3,300.00	3,300.00			0.00	0.00	0.00	0.00
01859BAA3	1095	101	ALLIAN	245,000.00	245,000.00	245,000.00	2.250	2.250	453.08	0.00	0.00	453.08
06740KLJ4	1097	101	BARCLY	240,000.00	240,000.00	240,000.00	2.300	2.300	453.70	0.00	0.00	453.70
62384RAC0	1099	101	MTNAMR	245,000.00	245,000.00	245,000.00	2.300	2.300	463.15	0.00	0.00	463.15
22766ACB9	1106	101	CRS1ST	245,000.00	245,000.00	245,000.00	2.200	2.200	443.01	0.00	0.00	443.01
29367QCP1	1107	101	ENTRPR	245,000.00	245,000.00	245,000.00	2.150	2.150	432.95	0.00	0.00	432.95
499724AB8	1110	101	KNOX	245,000.00	245,000.00	245,000.00	2.400	2.400	483.29	0.00	0.00	483.29
SYS1114	1114	101	CALPRS	1,660,262.83	1,792,152.96	1,660,262.83			0.00	0.00	0.00	0.00
034577AH9	1119	101	ANECA	245,000.00	245,000.00	245,000.00	2.800	2.800	563.83	0.00	0.00	563.83
17312QJ26	1123	101	CITINA	245,000.00	245,000.00	245,000.00	2.900	2.900	583.97	0.00	0.00	583.97
29278TAY6	1125	101	ENER	240,000.00	240,000.00	240,000.00	2.950	2.950	581.92	0.00	0.00	581.92
74934YAH4	1144	101	RCB	245,000.00	245,000.00	245,000.00	3.150	3.150	634.32	0.00	0.00	634.32
32110YLK9	1147	101	1STNBA	245,000.00	245,000.00	245,000.00	3.150	3.150	634.32	0.00	0.00	634.32
06426KAN8	1151	101	NWENGL	249,000.00	249,000.00	249,000.00	3.250	3.250	665.14	0.00	0.00	665.14
SYS1153	1153	101	CAMP	18,010,695.46	17,972,088.30	18,010,695.46	2.610	2.614	38,607.16	0.00	0.00	38,607.16
474067AQ8	1154	101	JEFF	245,000.00	245,000.00	245,000.00	3.350	3.350	674.59	0.00	0.00	674.59
57116ARV2	1155	101	MARBUS	248,000.00	248,000.00	248,000.00	3.300	3.300	672.66	0.00	0.00	672.66
594918BQ6	1157	101	MCRSFT	400,000.00	378,360.00	378,360.00	2.000	2.144	666.67	0.00	0.00	666.67
3133EJYL7	1158	101	FFCB	250,000.00	247,275.00	247,275.00	2.800	2.870	583.34	0.00	0.00	583.34
625925AR3	1160	101	MUNTRS	245,000.00	245,000.00	245,000.00	3.200	3.200	644.38	0.00	0.00	644.38
90348JEJ5	1161	101	UBS	245,000.00	245,000.00	245,000.00	3.350	3.350	674.59	0.00	0.00	674.59
20143PDV9	1162	101	COMMBK	248,000.00	248,000.00	248,000.00	3.400	3.400	693.04	0.00	0.00	693.04
67054NAN3	1164	101	NMRCA	248,000.00	248,000.00	248,000.00	3.550	3.550	723.62	0.00	0.00	723.62
75701LAB3	1166	101	REDRCK	248,000.00	248,000.00	248,000.00	3.350	3.350	682.85	0.00	0.00	682.85
58404DCX7	1169	101	MEDBA	248,000.00	248,000.00	248,000.00	3.400	3.400	693.04	0.00	0.00	693.04
635573AL2	1170	101	NLCOOP	245,000.00	245,000.00	245,000.00	3.400	3.400	684.66	0.00	0.00	684.66
066851WJ1	1172	101	BARHAR	248,000.00	248,000.00	248,000.00	3.350	3.350	682.85	0.00	0.00	682.85
619165JD6	1173	101	MORTN	248,000.00	248,000.00	248,000.00	2.750	2.750	560.55	0.00	0.00	560.55

City of La Quinta  
 Total Earnings  
 September 1, 2022 - September 30, 2022

CUSIP	Investment #	Fund	Issuer	Ending Par Value	Beginning Book Value	Ending Book Value	Current Rate	Annualized Yield	Adjusted Interest Earnings			
									Interest Earned	Amortization/ Accretion	Realized Gain/Loss	Adjusted Interest Earnings
<b>Fund: General Fund</b>												
949763XY7	1174	101	WELLS	248,000.00	248,000.00	248,000.00	3.000	3.000	611.51	0.00	0.00	611.51
19416QEA4	1175	101	COLGTE	500,000.00	485,250.00	485,250.00	1.950	2.037	812.50	0.00	0.00	812.50
3130AFW94	1177	101	FHLB	500,000.00	498,550.00	498,550.00	2.500	2.542	1,041.67	0.00	0.00	1,041.67
9128282W9	1178	101	USTR	0.00	489,687.50	0.00	1.875	28.415	742.83	0.00	10,312.50	11,055.33
32117BCX4	1179	101	1STNBK	248,000.00	248,000.00	248,000.00	2.800	2.800	570.74	0.00	0.00	570.74
92535LCD4	1180	101	VERUS	248,000.00	248,000.00	248,000.00	2.700	2.700	550.35	0.00	0.00	550.35
66736ABP3	1181	101	NRTHWS	248,000.00	248,000.00	248,000.00	2.950	2.950	601.32	0.00	0.00	601.32
156634AK3	1184	101	CENTNX	248,000.00	248,000.00	248,000.00	2.500	2.500	509.60	0.00	0.00	509.60
48128HXU7	1185	101	JPMORG	245,000.00	245,000.00	245,000.00	3.250	3.250	654.45	0.00	0.00	654.45
46256YAZ2	1186	101	IOWAST	245,000.00	245,000.00	245,000.00	2.400	2.400	483.28	0.00	0.00	483.28
56065GAG3	1188	101	MAINST	248,000.00	248,000.00	248,000.00	2.600	2.600	529.97	0.00	0.00	529.97
20726ABA5	1189	101	CONGRS	248,000.00	248,000.00	248,000.00	2.500	2.500	509.59	0.00	0.00	509.59
931142DU4	1190	101	WALMRT	500,000.00	496,650.00	496,650.00	2.350	2.399	979.16	0.00	0.00	979.16
725404AB3	1194	101	PITTS	245,000.00	245,000.00	245,000.00	2.500	2.500	503.43	0.00	0.00	503.43
72651LCL6	1195	101	PLAINS	245,000.00	245,000.00	245,000.00	2.550	2.550	513.50	0.00	0.00	513.50
299547AQ2	1196	101	EVNSCU	248,000.00	248,000.00	248,000.00	2.600	2.600	529.97	0.00	0.00	529.97
524661CB9	1197	101	LEGCY	248,000.00	248,000.00	248,000.00	2.400	2.400	489.21	0.00	0.00	489.21
3133EKQP4	1198	101	FFCB	500,000.00	499,500.00	499,500.00	1.875	1.903	781.25	0.00	0.00	781.25
176688CP2	1199	101	CTZNST	248,000.00	248,000.00	248,000.00	2.400	2.400	489.20	0.00	0.00	489.20
20416TAQ5	1202	101	COMMW	248,000.00	248,000.00	248,000.00	2.250	2.250	458.63	0.00	0.00	458.63
761402BY1	1203	101	REVER	247,000.00	247,000.00	247,000.00	2.300	2.300	466.94	0.00	0.00	466.94
02772JBD1	1205	101	AMRNTL	248,000.00	248,000.00	248,000.00	2.000	2.000	407.67	0.00	0.00	407.67
3135G0V75	1206	101	FNMA	500,000.00	495,950.00	495,950.00	1.750	1.789	729.16	0.00	0.00	729.16
00257TBD7	1207	101	ABACUS	248,000.00	248,000.00	248,000.00	1.950	1.950	397.48	0.00	0.00	397.48
51210SQU4	1208	101	LKSIDE	248,000.00	248,000.00	248,000.00	2.000	2.000	407.67	0.00	0.00	407.67
33625CCP2	1209	101	1STSEC	248,000.00	248,000.00	248,000.00	2.000	2.000	407.67	0.00	0.00	407.67
710571DS6	1210	101	PEOPLE	248,000.00	248,000.00	248,000.00	2.000	2.000	407.67	0.00	0.00	407.67
3133EKWV4	1212	101	FFCB	500,000.00	499,500.00	499,500.00	1.850	1.878	770.83	0.00	0.00	770.83
740367HP5	1213	101	PREFRD	249,000.00	249,000.00	249,000.00	2.000	2.000	409.32	0.00	0.00	409.32
938828BH2	1215	101	WSHFED	248,000.00	248,000.00	248,000.00	2.000	2.000	407.67	0.00	0.00	407.67
33766LAJ7	1216	101	1STIER	249,000.00	249,000.00	249,000.00	1.950	1.950	399.08	0.00	0.00	399.08
912828T26	1217	101	USTR	500,000.00	499,300.00	499,300.00	1.375	1.373	563.63	0.00	0.00	563.63
75472RAD3	1218	101	RAYJAM	244,000.00	244,000.00	244,000.00	1.950	1.950	391.07	0.00	0.00	391.07
15118RRH2	1220	101	CELTIC	248,000.00	248,000.00	248,000.00	1.850	1.850	377.10	0.00	0.00	377.10
334342CD2	1221	101	1STNBS	249,000.00	249,000.00	249,000.00	1.850	1.850	378.62	0.00	0.00	378.62
336460CX6	1222	101	1STDQN	248,000.00	248,000.00	248,000.00	1.800	1.800	366.90	0.00	0.00	366.90
3133EKZK5	1223	101	FFCB	500,000.00	499,400.00	499,400.00	1.600	1.624	666.66	0.00	0.00	666.66



City of La Quinta  
 Total Earnings  
 September 1, 2022 - September 30, 2022

CUSIP	Investment #	Fund	Issuer	Ending Par Value	Beginning Book Value	Ending Book Value	Current Rate	Annualized Yield	Adjusted Interest Earnings			
									Interest Earned	Amortization/ Accretion	Realized Gain/Loss	Adjusted Interest Earnings
<b>Fund: General Fund</b>												
3133EKP75	1224	101	FFCB	500,000.00	498,750.00	498,750.00	1.600	1.626	666.67	0.00	0.00	666.67
06652CHB0	1227	101	BNKWST	248,000.00	248,000.00	248,000.00	1.700	1.700	346.52	0.00	0.00	346.52
059731851	1228	101	BOTW	3,201,929.33	5,048,779.42	3,201,929.33			0.01	0.00	0.00	0.01
SYS1230	1230	101	PARS	9,673,786.39	10,207,728.18	9,673,786.39			0.00	0.00	0.00	0.00
33640VDD7	1231	101	1TSSER	248,000.00	248,000.00	248,000.00	1.700	1.700	346.52	0.00	0.00	346.52
3135G0W33	1233	101	FNMA	0.00	992,100.00	0.00	1.375	59.534	190.97	0.00	7,900.00	8,090.97
3133EK4X1	1234	101	FFCB	1,000,000.00	996,900.00	996,900.00	1.600	1.627	1,333.34	0.00	0.00	1,333.34
804375DL4	1235	101	SAUKVL	248,000.00	248,000.00	248,000.00	1.700	1.700	346.52	0.00	0.00	346.52
61760A3B3	1236	101	MSPRIV	245,000.00	245,000.00	245,000.00	1.900	1.900	382.60	0.00	0.00	382.60
61690UNX4	1237	101	MORGST	245,000.00	245,000.00	245,000.00	1.950	1.950	392.67	0.00	0.00	392.67
538036GV0	1238	101	LIVEOK	248,000.00	248,000.00	248,000.00	1.800	1.800	366.90	0.00	0.00	366.90
49228XAK6	1239	101	KERNCU	248,000.00	248,000.00	248,000.00	1.900	1.900	387.29	0.00	0.00	387.29
79772FAC0	1240	101	SF FCU	248,000.00	248,000.00	248,000.00	1.850	1.850	377.10	0.00	0.00	377.10
912828YV6	1241	101	USTR	1,000,000.00	989,687.50	989,687.50	1.500	1.511	1,229.50	0.00	0.00	1,229.50
3133ELEA8	1242	101	FFCB	1,000,000.00	998,600.00	998,600.00	1.700	1.726	1,416.67	0.00	0.00	1,416.67
949495AT2	1244	101	WFNBW	248,000.00	248,000.00	248,000.00	1.900	1.900	387.29	0.00	0.00	387.29
3133ELNE0	1246	101	FFCB	1,000,000.00	999,000.00	999,000.00	1.430	1.451	1,191.66	0.00	0.00	1,191.66
3133EGWJ0	1247	101	FFCB	0.00	999,217.36	0.00	1.400	2.442	1,088.89	0.00	782.64	1,871.53
35637RDC8	1248	101	FRDMFI	248,000.00	248,000.00	248,000.00	1.550	1.550	315.95	0.00	0.00	315.95
90983WBT7	1249	101	UNTDICM	248,000.00	248,000.00	248,000.00	1.650	1.650	336.33	0.00	0.00	336.33
32114VBT3	1250	101	1STNMI	248,000.00	248,000.00	248,000.00	1.650	1.650	336.33	0.00	0.00	336.33
77579ADF0	1251	101	RLLSTN	245,000.00	245,000.00	245,000.00	1.650	1.650	332.26	0.00	0.00	332.26
17286TAG0	1252	101	CITADL	248,000.00	248,000.00	248,000.00	1.650	1.650	336.33	0.00	0.00	336.33
81768PAF3	1254	101	SERVIS	248,000.00	248,000.00	248,000.00	1.600	1.600	326.14	0.00	0.00	326.14
029728BC5	1255	101	AMERST	248,000.00	248,000.00	248,000.00	1.600	1.600	326.14	0.00	0.00	326.14
00435JBH5	1256	101	ACCSS	248,000.00	248,000.00	248,000.00	1.600	1.600	326.14	0.00	0.00	326.14
849430BF9	1257	101	SPRING	248,000.00	248,000.00	248,000.00	1.500	1.500	305.76	0.00	0.00	305.76
05465DAE8	1258	101	AXOS	248,000.00	248,000.00	248,000.00	1.650	1.650	336.33	0.00	0.00	336.33
882213AB7	1260	101	TEXAS	245,000.00	245,000.00	245,000.00	1.100	1.100	221.50	0.00	0.00	221.50
89579NCD3	1262	101	TRIAD	248,000.00	248,000.00	248,000.00	1.350	1.350	275.18	0.00	0.00	275.18
66704MEQ0	1263	101	NRTHSR	248,000.00	248,000.00	248,000.00	1.150	1.150	234.41	0.00	0.00	234.41
954444BS3	1265	101	WESTMI	248,000.00	248,000.00	248,000.00	1.150	1.150	234.41	0.00	0.00	234.41
654062JZ2	1266	101	NCOLET	248,000.00	248,000.00	248,000.00	1.400	1.400	285.37	0.00	0.00	285.37
020080BX4	1267	101	ALMABK	248,000.00	248,000.00	248,000.00	1.400	1.400	285.37	0.00	0.00	285.37
2027506M2	1268	101	CMWBUS	248,000.00	248,000.00	248,000.00	1.250	1.250	254.79	0.00	0.00	254.79
69506YRH4	1269	101	PACWST	245,000.00	245,000.00	245,000.00	1.300	1.300	261.78	0.00	0.00	261.78
08016PDQ9	1270	101	BELB&T	248,000.00	248,000.00	248,000.00	1.250	1.250	254.79	0.00	0.00	254.79

City of La Quinta  
 Total Earnings  
 September 1, 2022 - September 30, 2022

CUSIP	Investment #	Fund	Issuer	Ending Par Value	Beginning Book Value	Ending Book Value	Current Rate	Annualized Yield	Adjusted Interest Earnings			
									Interest Earned	Amortization/ Accretion	Realized Gain/Loss	Adjusted Interest Earnings
<b>Fund: General Fund</b>												
14042TDD6	1271	101	CAPONE	245,000.00	245,000.00	245,000.00	1.600	1.600	322.19	0.00	0.00	322.19
472382AQ3	1272	101	THEJEF	248,000.00	248,000.00	248,000.00	1.250	1.250	254.80	0.00	0.00	254.80
32027BAL1	1273	101	1STFDM	249,000.00	249,000.00	249,000.00	1.200	1.200	245.60	0.00	0.00	245.60
32112UDR9	1274	101	1STMCG	248,000.00	248,000.00	248,000.00	1.350	1.350	275.18	0.00	0.00	275.18
33847E3A3	1276	101	FLGSTR	248,000.00	248,000.00	248,000.00	1.250	1.250	254.80	0.00	0.00	254.80
95960NKD8	1277	101	WSTRNS	245,000.00	245,000.00	245,000.00	1.000	1.000	201.37	0.00	0.00	201.37
32056GDJ6	1278	101	1STINT	248,000.00	248,000.00	248,000.00	1.000	1.000	203.84	0.00	0.00	203.84
3134GVYG7	1279	101	FHLMC	1,000,000.00	1,000,000.00	1,000,000.00	0.625	0.634	520.84	0.00	0.00	520.84
3133ELH23	1280	101	FFCB	500,000.00	499,850.00	499,850.00	0.500	0.507	208.34	0.00	0.00	208.34
3130AJKW8	1281	101	FHLB	500,000.00	499,850.00	499,850.00	0.500	0.507	208.33	0.00	0.00	208.33
3133ELH80	1282	101	FFCB	500,000.00	500,000.00	500,000.00	0.680	0.689	283.33	0.00	0.00	283.33
3130AJRP6	1283	101	FHLB	300,000.00	300,000.00	300,000.00	0.680	0.689	170.00	0.00	0.00	170.00
169894AS1	1284	101	CHIPVA	248,000.00	248,000.00	248,000.00	0.600	0.600	122.30	0.00	0.00	122.30
02616AAH2	1285	101	AMR1ST	248,000.00	248,000.00	248,000.00	0.350	0.350	71.34	0.00	0.00	71.34
84223QAN7	1286	101	STHRNB	248,000.00	248,000.00	248,000.00	0.500	0.500	101.92	0.00	0.00	101.92
064520BG3	1287	101	BKPRNC	248,000.00	248,000.00	248,000.00	0.500	0.500	101.92	0.00	0.00	101.92
3135G05S8	1288	101	FNMA	500,000.00	500,000.00	500,000.00	0.500	0.507	208.33	0.00	0.00	208.33
3136G4N74	1289	101	FNMA	1,000,000.00	1,000,000.00	1,000,000.00	0.560	0.568	466.66	0.00	0.00	466.66
3136G4M75	1290	101	FNMA	500,000.00	499,750.00	499,750.00	0.520	0.527	216.67	0.00	0.00	216.67
3135G06E8	1291	101	FNMA	500,000.00	499,250.00	499,250.00	0.420	0.426	175.00	0.00	0.00	175.00
3135GA2Z3	1292	101	FNMA	500,000.00	499,250.00	499,250.00	0.560	0.569	233.33	0.00	0.00	233.33
SYS1293	1293	101	BNY	579,272.74	5,796,058.77	579,272.74			0.00	0.00	0.00	0.00
3137EAEU9	1297	101	FHLMC	1,000,000.00	997,300.00	997,300.00	0.375	0.381	312.50	0.00	0.00	312.50
3130AKFA9	1298	101	FHLB	500,000.00	497,400.00	497,400.00	0.375	0.382	156.25	0.00	0.00	156.25
3135GA7D7	1299	101	FNMA	500,000.00	500,000.00	500,000.00	0.600	0.608	250.00	0.00	0.00	250.00
3135GAAW1	1300	101	FNMA	500,000.00	500,000.00	500,000.00	0.400	0.406	166.67	0.00	0.00	166.67
3134GXGZ1	1301	101	FHLMC	500,000.00	500,000.00	500,000.00	0.550	0.558	229.17	0.00	0.00	229.17
3130AKMZ6	1302	101	FHLB	500,000.00	500,000.00	500,000.00	0.510	0.517	212.50	0.00	0.00	212.50
91282CBC4	1303	101	USTR	500,000.00	498,632.81	498,632.81	0.375	0.373	152.86	0.00	0.00	152.86
3130AKN28	1304	101	FHLB	500,000.00	500,000.00	500,000.00	0.550	0.558	229.17	0.00	0.00	229.17
51507LCC6	1305	101	LNDMRK	248,000.00	248,000.00	248,000.00	0.500	0.500	101.92	0.00	0.00	101.92
87270LDL4	1306	101	EVRBA	245,000.00	245,000.00	245,000.00	0.500	0.500	100.69	0.00	0.00	100.69
3137EAEX3	1307	101	FHLMC	500,000.00	495,999.50	495,999.50	0.375	0.383	156.25	0.00	0.00	156.25
45950VPS9	1308	101	IFC	500,000.00	497,300.00	497,300.00	0.500	0.499	203.81	0.00	0.00	203.81
91282CBH3	1309	101	USTR	500,000.00	495,100.00	495,100.00	0.375	0.376	152.86	0.00	0.00	152.86
3137EAEX3	1310	101	FHLMC	1,000,000.00	983,940.00	983,940.00	0.375	0.386	312.50	0.00	0.00	312.50
91282CAT8	1311	101	USTR	1,000,000.00	977,500.00	977,500.00	0.250	0.254	203.81	0.00	0.00	203.81

City of La Quinta  
 Total Earnings  
 September 1, 2022 - September 30, 2022

CUSIP	Investment #	Fund	Issuer	Ending Par Value	Beginning Book Value	Ending Book Value	Current Rate	Annualized Yield	Adjusted Interest Earnings			Adjusted Interest Earnings
									Interest Earned	Amortization/ Accretion	Realized Gain/Loss	
<b>Fund: General Fund</b>												
3130ALV92	1312	101	FHLB	500,000.00	500,000.00	500,000.00	1.050	1.065	437.50	0.00	0.00	437.50
39573LBC1	1313	101	GRNST	249,000.00	249,000.00	249,000.00	0.950	0.950	194.42	0.00	0.00	194.42
89235MKY6	1314	101	TOYFSB	245,000.00	245,000.00	245,000.00	0.900	0.900	181.24	0.00	0.00	181.24
91282CAZ4	1315	101	USTR	500,000.00	492,187.50	492,187.50	0.375	0.380	153.69	0.00	0.00	153.69
14622LAA0	1316	101	CARTER	248,000.00	248,000.00	248,000.00	0.750	0.750	152.88	0.00	0.00	152.88
31617CAV5	1317	101	FIDHMS	248,000.00	248,000.00	248,000.00	0.700	0.700	142.68	0.00	0.00	142.68
SYS1318	1318	101	DPME	649,720.32	649,117.42	649,720.32			0.00	0.00	0.00	0.00
91282CBQ3	1319	101	USTR	500,000.00	494,165.00	494,165.00	0.500	0.510	207.18	0.00	0.00	207.18
91282CBT7	1320	101	USTR	500,000.00	499,525.00	499,525.00	0.750	0.749	307.43	0.00	0.00	307.43
91282CCF6	1321	101	USTR	1,000,000.00	997,060.00	997,060.00	0.750	0.750	614.75	0.00	0.00	614.75
91282CBT7	1322	101	USTR	500,000.00	498,450.00	498,450.00	0.750	0.750	307.43	0.00	0.00	307.43
91282CCF6	1323	101	USTR	500,000.00	497,095.00	497,095.00	0.750	0.752	307.38	0.00	0.00	307.38
3130AMFS6	1324	101	FHLB	1,000,000.00	993,420.00	993,420.00	0.750	0.765	625.00	0.00	0.00	625.00
92559TAJ7	1325	101	VIBRNT	249,000.00	248,377.50	248,377.50	0.800	0.802	163.73	0.00	0.00	163.73
38149MXK4	1326	101	GLDMAN	248,000.00	248,000.00	248,000.00	1.000	1.000	203.83	0.00	0.00	203.83
795451AF0	1327	101	SALMAE	248,000.00	248,000.00	248,000.00	1.000	1.000	203.83	0.00	0.00	203.83
89388CEY0	1328	101	TABBK	248,000.00	248,000.00	248,000.00	0.400	0.400	81.53	0.00	0.00	81.53
06417NZO9	1329	101	BKOZK	248,000.00	248,000.00	248,000.00	0.400	0.400	81.53	0.00	0.00	81.53
3133EM2C5	1330	101	FFCB	500,000.00	498,000.00	498,000.00	0.710	0.723	295.84	0.00	0.00	295.84
70962LAF9	1331	101	PENTGN	249,000.00	249,000.00	249,000.00	0.700	0.700	143.26	0.00	0.00	143.26
87165ET98	1332	101	SYNCHR	245,000.00	245,000.00	245,000.00	0.900	0.900	181.23	0.00	0.00	181.23
05580AD50	1333	101	BMW	245,000.00	245,000.00	245,000.00	0.650	0.650	130.89	0.00	0.00	130.89
20786ADL6	1334	101	CONNEX	248,000.00	248,000.00	248,000.00	0.800	0.800	163.06	0.00	0.00	163.06
91282CCP4	1335	101	USTR	1,000,000.00	983,750.00	983,750.00	0.625	0.630	509.51	0.00	0.00	509.51
91282CCW9	1336	101	USTR	1,000,000.00	988,500.00	988,500.00	0.750	0.765	621.55	0.00	0.00	621.55
3130APBM6	1337	101	FHLB	1,000,000.00	999,000.00	999,000.00	1.000	1.015	833.34	0.00	0.00	833.34
3133EM4X7	1338	101	FFCB	1,000,000.00	991,080.00	991,080.00	0.800	0.818	666.67	0.00	0.00	666.67
3130APB46	1339	101	FHLB	1,000,000.00	998,250.00	998,250.00	0.950	0.965	791.66	0.00	0.00	791.66
3133EMX64	1340	101	FFCB	500,000.00	499,002.04	499,002.04	0.170	0.173	70.83	0.00	0.00	70.83
91282CCN9	1341	101	USTR	500,000.00	497,792.97	497,792.97	0.125	0.125	50.95	0.00	0.00	50.95
91282CBE0	1342	101	USTR	1,000,000.00	991,000.00	991,000.00	0.125	0.125	101.91	0.00	0.00	101.91
91282CDB4	1343	101	USTR	1,000,000.00	996,320.00	996,320.00	0.625	0.626	512.30	0.00	0.00	512.30
3133ENCQ1	1344	101	FFCB	1,000,000.00	1,000,000.00	1,000,000.00	1.270	1.288	1,058.33	0.00	0.00	1,058.33
59013KPN0	1345	101	MRRCK	249,000.00	249,000.00	249,000.00	1.100	1.100	225.12	0.00	0.00	225.12
14042RQBO	1346	101	CAP1NA	248,000.00	248,000.00	248,000.00	1.100	1.100	224.22	0.00	0.00	224.22
3130APTV7	1347	101	FHLB	500,000.00	499,500.00	499,500.00	0.700	0.710	291.66	0.00	0.00	291.66
3133ENBT6	1348	101	FFCB	1,000,000.00	998,530.00	998,530.00	0.180	0.183	150.00	0.00	0.00	150.00

City of La Quinta  
 Total Earnings  
 September 1, 2022 - September 30, 2022

CUSIP	Investment #	Fund	Issuer	Ending Par Value	Beginning Book Value	Ending Book Value	Current Rate	Annualized Yield	Adjusted Interest Earnings			
									Interest Earned	Amortization/ Accretion	Realized Gain/Loss	Adjusted Interest Earnings
<b>Fund: General Fund</b>												
91282CBU4	1349	101	USTR	1,000,000.00	996,718.75	996,718.75	0.125	0.125	102.47	0.00	0.00	102.47
91282CCD1	1350	101	USTR	1,000,000.00	995,468.75	995,468.75	0.125	0.125	102.46	0.00	0.00	102.46
91282CBA8	1351	101	USTR	1,000,000.00	990,000.00	990,000.00	0.125	0.126	102.46	0.00	0.00	102.46
91282CBR1	1352	101	USTR	1,000,000.00	989,800.00	989,800.00	0.250	0.253	205.61	0.00	0.00	205.61
3130AP2U8	1353	101	FHLB	1,000,000.00	987,100.00	987,100.00	0.550	0.565	458.33	0.00	0.00	458.33
3135G06G3	1354	101	FNMA	1,000,000.00	976,300.00	976,300.00	0.500	0.519	416.67	0.00	0.00	416.67
3133ENGN4	1355	101	FFCB	1,000,000.00	1,000,000.00	1,000,000.00	0.970	0.983	808.34	0.00	0.00	808.34
501798RP9	1356	101	LCA	248,000.00	248,000.00	248,000.00	1.000	1.000	203.84	0.00	0.00	203.84
20825WAR1	1357	101	CNNXS	249,000.00	249,000.00	249,000.00	1.250	1.250	255.82	0.00	0.00	255.82
3130AQF65	1358	101	FHLB	1,000,000.00	999,750.00	999,750.00	1.250	1.268	1,041.66	0.00	0.00	1,041.66
3134GW6C5	1359	101	FHLMC	500,000.00	486,000.00	486,000.00	0.800	0.834	333.33	0.00	0.00	333.33
91282CBV2	1360	101	USTR	500,000.00	494,882.81	494,882.81	0.375	0.378	153.69	0.00	0.00	153.69
3137EAEU9	1361	101	FHLMC	500,000.00	487,090.00	487,090.00	0.375	0.390	156.25	0.00	0.00	156.25
3134GW5R3	1362	101	FHLMC	400,000.00	391,360.00	391,360.00	0.650	0.674	216.66	0.00	0.00	216.66
307811DF3	1363	101	FARMER	249,000.00	249,000.00	249,000.00	0.900	0.900	184.19	0.00	0.00	184.19
3130AQJR5	1364	101	FHLB	1,000,000.00	1,000,000.00	1,000,000.00	1.500	1.521	1,250.00	0.00	0.00	1,250.00
3135G03U5	1365	101	FNMA	500,000.00	487,790.00	487,790.00	0.625	0.650	260.42	0.00	0.00	260.42
3134GWUQ7	1366	101	FHLMC	1,000,000.00	945,570.00	945,570.00	0.700	0.751	583.33	0.00	0.00	583.33
3130AQSA2	1367	101	FHLB	1,000,000.00	1,000,000.00	1,000,000.00	1.830	1.855	1,525.00	0.00	0.00	1,525.00
89786MAF1	1368	101	TRUSKY	245,000.00	245,000.00	245,000.00	1.600	1.600	322.19	0.00	0.00	322.19
91282Z78	1369	101	USTR	1,000,000.00	986,700.00	986,700.00	1.500	1.508	1,222.82	0.00	0.00	1,222.82
07371AYE7	1370	101	BEALTX	245,000.00	245,000.00	245,000.00	1.900	1.900	382.60	0.00	0.00	382.60
07371CE88	1371	101	BEALUS	245,000.00	245,000.00	245,000.00	1.900	1.900	382.60	0.00	0.00	382.60
02357QAQ0	1372	101	AMRNT	245,000.00	245,000.00	245,000.00	1.600	1.600	322.19	0.00	0.00	322.19
59161YAP1	1373	101	METRO	249,000.00	249,000.00	249,000.00	1.700	1.700	347.92	0.00	0.00	347.92
3130AQWY5	1374	101	FHLB	1,000,000.00	1,000,000.00	1,000,000.00	1.700	1.724	1,416.66	0.00	0.00	1,416.66
27004PCM3	1375	101	EGLMRK	245,000.00	245,000.00	245,000.00	2.000	2.000	402.73	0.00	0.00	402.73
64034KAZ4	1376	101	NELNET	245,000.00	245,000.00	245,000.00	1.800	1.800	362.46	0.00	0.00	362.46
24773RCR4	1377	101	DELTA	245,000.00	245,000.00	245,000.00	2.000	2.000	402.74	0.00	0.00	402.74
91139LAB2	1378	101	URSVLT	248,000.00	248,000.00	248,000.00	1.900	1.900	387.29	0.00	0.00	387.29
565819AG4	1379	101	MIRTHON	248,000.00	248,000.00	248,000.00	1.800	1.800	366.90	0.00	0.00	366.90
91282CCW9	1380	101	USTR	500,000.00	466,454.17	466,454.17	0.750	0.811	310.77	0.00	0.00	310.77
91282CDG3	1381	101	USTR	500,000.00	473,396.82	473,396.82	1.125	1.179	458.56	0.00	0.00	458.56
91282CBQ3	1382	101	USTR	750,000.00	698,025.00	698,025.00	0.500	0.542	310.77	0.00	0.00	310.77
9128286S4	1383	101	USTR	1,000,000.00	999,010.00	999,010.00	2.375	2.358	1,936.14	0.00	0.00	1,936.14
50625LAW3	1384	101	LFYTT	248,000.00	248,000.00	248,000.00	2.050	2.050	417.86	0.00	0.00	417.86
3130ARGJ4	1385	101	FHLB	500,000.00	500,000.00	500,000.00	2.500	2.535	1,041.67	0.00	0.00	1,041.67

City of La Quinta  
 Total Earnings  
 September 1, 2022 - September 30, 2022

CUSIP	Investment #	Fund	Issuer	Ending Par Value	Beginning Book Value	Ending Book Value	Current Rate	Annualized Yield	Adjusted Interest Earnings			
									Interest Earned	Amortization/ Accretion	Realized Gain/Loss	Adjusted Interest Earnings
<b>Fund: General Fund</b>												
20033A3A2	1386	101	CCBA	248,000.00	248,000.00	248,000.00	2.650	2.650	540.17	0.00	0.00	540.17
3130ARGY1	1387	101	FHLB	1,000,000.00	1,000,000.00	1,000,000.00	2.700	2.738	2,250.00	0.00	0.00	2,250.00
02007GPX5	1388	101	ALLY	245,000.00	245,000.00	245,000.00	2.550	2.550	513.49	0.00	0.00	513.49
52168UHY1	1389	101	LEADR	245,000.00	245,000.00	245,000.00	2.550	2.550	513.49	0.00	0.00	513.49
9128283D0	1390	101	USTR	1,000,000.00	985,190.00	985,190.00	2.250	2.265	1,834.24	0.00	0.00	1,834.24
91282CEF4	1391	101	USTR	1,000,000.00	976,860.00	976,860.00	2.500	2.553	2,049.55	0.00	0.00	2,049.55
254673E69	1392	101	DISCOV	245,000.00	245,000.00	245,000.00	3.100	3.100	624.25	0.00	0.00	624.25
91282CAR2	1393	101	USTR	4,000,000.00	3,979,880.00	3,979,880.00	0.125	0.125	407.61	0.00	0.00	407.61
91282CBD2	1394	101	USTR	2,000,000.00	1,982,265.63	1,982,265.63	0.125	0.125	203.80	0.00	0.00	203.80
91282CAN1	1395	101	USTR	0.00	3,985,625.00	0.00	0.125	4.665	396.17	0.00	14,375.00	14,771.17
48115LAD6	1396	101	JOVIA	248,000.00	248,000.00	248,000.00	2.500	2.500	509.60	0.00	0.00	509.60
912828X88	1397	101	USTR	1,000,000.00	969,687.50	969,687.50	2.375	2.429	1,936.14	0.00	0.00	1,936.14
91282CEN7	1398	101	USTR	500,000.00	495,000.00	495,000.00	2.750	2.755	1,120.93	0.00	0.00	1,120.93
91282CET4	1399	101	USTR	500,000.00	491,842.18	491,842.18	2.625	2.661	1,075.82	0.00	0.00	1,075.82
9128282U3	1400	101	USTR	500,000.00	490,850.00	490,850.00	1.875	1.926	776.93	0.00	0.00	776.93
3133ENYH7	1401	101	FFCB	500,000.00	499,080.00	499,080.00	2.625	2.666	1,093.75	0.00	0.00	1,093.75
91282CBD2	1402	101	USTR	3,000,000.00	2,972,578.13	2,972,578.13	0.125	0.125	305.71	0.00	0.00	305.71
91282CAX9	1403	101	USTR	4,000,000.00	3,972,031.25	3,972,031.25	0.125	0.126	409.84	0.00	0.00	409.84
91282CAN1	1404	101	USTR	0.00	1,992,780.00	0.00	0.125	4.685	198.09	0.00	7,220.00	7,418.09
91282CAR2	1406	101	USTR	2,000,000.00	1,989,440.00	1,989,440.00	0.125	0.125	203.81	0.00	0.00	203.81
912828N30	1407	101	USTR	2,000,000.00	1,996,240.00	1,996,240.00	2.125	2.112	3,464.67	0.00	0.00	3,464.67
912828M80	1408	101	USTR	3,000,000.00	2,996,670.00	2,996,670.00	2.000	1.997	4,918.03	0.00	0.00	4,918.03
3130ASDV8	1409	101	FHLB	300,000.00	300,000.00	300,000.00	3.300	3.346	825.00	0.00	0.00	825.00
9128283C2	1410	101	USTR	2,000,000.00	1,999,940.00	1,999,940.00	2.000	1.984	3,260.87	0.00	0.00	3,260.87
91282CAN1	1411	101	USTR	0.00	1,991,942.00	0.00	0.125	5.217	198.09	0.00	8,058.00	8,256.09
912828N30	1412	101	USTR	2,000,000.00	1,996,680.00	1,996,680.00	2.125	2.111	3,464.67	0.00	0.00	3,464.67
912828M80	1413	101	USTR	2,000,000.00	1,997,980.00	1,997,980.00	2.000	1.997	3,278.69	0.00	0.00	3,278.69
9128283C2	1414	101	USTR	1,000,000.00	999,977.00	999,977.00	2.000	1.984	1,630.44	0.00	0.00	1,630.44
89269FDP7	1415	101	TRADCP	246,000.00	246,000.00	246,000.00	3.000	3.000	606.58	0.00	0.00	606.58
91282CFB2	1417	101	USTR	1,000,000.00	989,460.00	989,460.00	2.750	2.757	2,241.85	0.00	0.00	2,241.85
912828XT2	1418	101	USTR	1,000,000.00	985,240.00	985,240.00	2.000	2.024	1,639.34	0.00	0.00	1,639.34
397417AQ9	1419	101	GRNWDS	248,000.00	248,000.00	248,000.00	3.050	3.050	621.69	0.00	0.00	621.69
88413QDN5	1420	101	3RD	245,000.00	245,000.00	245,000.00	3.300	3.300	664.52	0.00	0.00	664.52
02589ADH2	1421	101	AMEXNB	245,000.00	245,000.00	245,000.00	3.450	3.450	694.73	0.00	0.00	694.73
91282CFB2	1422	101	USTR	1,000,000.00	979,645.67	979,645.67	2.750	2.784	2,241.85	0.00	0.00	2,241.85
912796YB9	1423	101	USTR	3,000,000.00	0.00	2,951,409.30	3.221		0.00	0.00	0.00	0.00
912796YB9	1424	101	USTR	2,000,000.00	0.00	1,967,621.12	3.220		0.00	0.00	0.00	0.00

City of La Quinta  
 Total Earnings  
 September 1, 2022 - September 30, 2022

CUSIP	Investment #	Fund	Issuer	Ending Par Value	Beginning Book Value	Ending Book Value	Current Rate	Annualized Yield	Adjusted Interest Earnings			
									Interest Earned	Amortization/ Accretion	Realized Gain/Loss	Adjusted Interest Earnings
<b>Fund: General Fund</b>												
732329BD8	1425	101	PONCE	248,000.00	0.00	248,000.00	3.500	3.500	356.71	0.00	0.00	356.71
3133ENL99	1426	101	FFCB	1,000,000.00	0.00	997,492.55	3.375	3.430	1,500.00	0.00	0.00	1,500.00
052392BT3	1427	101	AUSTEL	248,000.00	0.00	248,000.00	3.800	3.800	232.37	0.00	0.00	232.37
9128283U2	1428	101	USTR	3,000,000.00	0.00	2,988,390.00	2.375	2.365	193.62	0.00	0.00	193.62
914242AA0	1429	101	UNIVCU	248,000.00	0.00	248,000.00	4.000	4.000	108.71	0.00	0.00	108.71
22258JAB7	1430	101	CNTYSC	248,000.00	0.00	248,000.00	4.400		0.00	0.00	0.00	0.00
912828Q29	1431	101	USTR	2,000,000.00	0.00	1,977,200.00	1.500	1.522	82.42	0.00	0.00	82.42
91282CBN0	1432	101	USTR	3,000,000.00	0.00	2,956,788.66	0.125	0.128	10.36	0.00	0.00	10.36
3133ENQ29	1433	101	FFCB	1,000,000.00	0.00	996,400.00	4.000	4.070	111.11	0.00	0.00	111.11
<b>Subtotal</b>				<b>204,508,689.55</b>	<b>205,892,052.87</b>	<b>203,577,744.66</b>		<b>1.492</b>	<b>209,516.07</b>	<b>0.00</b>	<b>48,648.14</b>	<b>258,164.21</b>
<b>Fund: Fiscal Agent</b>												
SYS1058	1058	231	USBANK	4,603.25	14,973,176.11	4,603.25		0.372	4,580.54	0.00	0.00	4,580.54
<b>Subtotal</b>				<b>4,603.25</b>	<b>14,973,176.11</b>	<b>4,603.25</b>		<b>0.372</b>	<b>4,580.54</b>	<b>0.00</b>	<b>0.00</b>	<b>4,580.54</b>
<b>Fund: Housing Authority : WSA and LQ</b>												
SYS1062	1062	241	LQPR	405,627.44	416,132.51	405,627.44			0.00	0.00	0.00	0.00
<b>Subtotal</b>				<b>405,627.44</b>	<b>416,132.51</b>	<b>405,627.44</b>			<b>0.00</b>	<b>0.00</b>	<b>0.00</b>	<b>0.00</b>
<b>Fund: SA Low/Mod Bond Fund</b>												
25-33-005	1113	249	LAIF	2,018,767.39	2,018,767.39	2,018,767.39	1.513	1.350	2,240.57	0.00	0.00	2,240.57
<b>Subtotal</b>				<b>2,018,767.39</b>	<b>2,018,767.39</b>	<b>2,018,767.39</b>		<b>1.350</b>	<b>2,240.57</b>	<b>0.00</b>	<b>0.00</b>	<b>2,240.57</b>
<b>Total</b>				<b>206,937,687.63</b>	<b>223,300,128.88</b>	<b>206,006,742.74</b>		<b>1.414</b>	<b>216,337.18</b>	<b>0.00</b>	<b>48,648.14</b>	<b>264,985.32</b>



**City of La Quinta  
Maturity Report  
Sorted by Maturity Date  
Amounts due during July 1, 2022 - September 30, 2022**

CUSIP	Investment #	Fund	Sec. Type	Issuer	Par Value	Maturity Date	Purchase Date	Rate at Maturity	Book Value at Maturity	Interest	Maturity Proceeds	Net Income
89269CBX9	1148	101	MC1	TRAD	245,000.00	08/08/2022	06/08/2018	3.000	245,000.00	624.25	245,624.25	624.25
12556LBA3	1219	101	MC1	CITBNK	245,000.00	08/23/2022	08/23/2019	1.900	245,000.00	2,308.37	247,308.37	2,308.37
02587CFU9	1096	101	MC1	AMFSB	240,000.00	08/29/2022	08/29/2017	2.400	240,000.00	2,856.33	242,856.33	2,856.33
85916VDC6	1201	101	MC1	STRLNG	245,000.00	08/29/2022	06/28/2019	2.150	245,000.00	894.75	245,894.75	894.75
91282CAG6	1405	101	TRC	USTR	5,000,000.00	08/31/2022	06/13/2022	0.125	4,988,450.00	3,125.00	5,003,125.00	14,675.00
3135G0W33	1233	101	FAC	FNMA	1,000,000.00	09/06/2022	10/29/2019	1.375	992,100.00	6,875.00	1,006,875.00	14,775.00
3133EGWJ0	1247	101	FAC	FFCB	1,000,000.00	09/29/2022	02/05/2020	1.400	999,217.36	7,000.00	1,007,000.00	7,782.64
9128282W9	1178	101	TRC	USTR	500,000.00	09/30/2022	03/01/2019	1.875	489,687.50	4,687.50	504,687.50	15,000.00
91282CAN1	1395	101	TRC	USTR	4,000,000.00	09/30/2022	06/06/2022	0.125	3,985,625.00	2,500.00	4,002,500.00	16,875.00
91282CAN1	1404	101	TRC	USTR	2,000,000.00	09/30/2022	06/13/2022	0.125	1,992,780.00	1,250.00	2,001,250.00	8,470.00
91282CAN1	1411	101	TRC	USTR	2,000,000.00	09/30/2022	06/29/2022	0.125	1,991,942.00	1,250.00	2,001,250.00	9,308.00
<b>Total Maturities</b>					<b>16,475,000.00</b>				<b>16,414,801.86</b>	<b>33,371.20</b>	<b>16,508,371.20</b>	<b>93,569.34</b>



**City of La Quinta  
Purchases Report  
Sorted by Security Type - Fund  
July 1, 2022 - September 30, 2022**

— GEM of the DESERT —

CUSIP	Investment #	Fund	Sec. Type	Issuer	Original Par Value	Purchase Date	Payment Periods	Principal Purchased	Accrued Interest at Purchase	Rate at Purchase	Maturity Date	YTM	Ending Book Value
<b>Federal Agency Coupon Securities</b>													
3133ENL99	1426	101	FAC	FFCB	1,000,000.00	09/15/2022	03/15 - 09/15	997,492.55		3.375	09/15/2027	3.430	997,492.55
3133ENQ29	1433	101	FAC	FFCB	1,000,000.00	09/30/2022	03/29 - 09/29	996,400.00	Received	4.000	09/29/2027	4.080	996,400.00
			<b>Subtotal</b>		<b>2,000,000.00</b>			<b>1,993,892.55</b>	<b>0.00</b>				<b>1,993,892.55</b>
<b>Treasury Coupon Securities</b>													
91282CFB2	1417	101	TRC	USTR	1,000,000.00	08/15/2022	01/31 - 07/31	989,460.00	Received	2.750	07/31/2027	2.980	989,460.00
91282CFB2	1422	101	TRC	USTR	1,000,000.00	08/29/2022	01/31 - 07/31	979,645.67	Received	2.750	07/31/2027	3.200	979,645.67
9128283U2	1428	101	TRC	USTR	3,000,000.00	09/30/2022	01/31 - Final Pmt.	2,988,390.00	Received	2.375	01/31/2023	3.533	2,988,390.00
912828Q29	1431	101	TRC	USTR	2,000,000.00	09/30/2022	03/31 - Final Pmt.	1,977,200.00		1.500	03/31/2023	3.824	1,977,200.00
91282CBN0	1432	101	TRC	USTR	3,000,000.00	09/30/2022	02/28 - Final Pmt.	2,956,788.66	Received	0.125	02/28/2023	3.630	2,956,788.66
			<b>Subtotal</b>		<b>10,000,000.00</b>			<b>9,891,484.33</b>	<b>0.00</b>				<b>9,891,484.33</b>
<b>Treasury Discount Notes</b>													
912796YB9	1423	101	ATD	USTR	3,000,000.00	09/02/2022	03/02 - At Maturity	2,951,409.30		3.221	03/02/2023	3.320	2,951,409.30
912796YB9	1424	101	ATD	USTR	2,000,000.00	09/02/2022	03/02 - At Maturity	1,967,621.12		3.220	03/02/2023	3.318	1,967,621.12
			<b>Subtotal</b>		<b>5,000,000.00</b>			<b>4,919,030.42</b>	<b>0.00</b>				<b>4,919,030.42</b>
<b>Certificate of Deposits</b>													
89269FDP7	1415	101	MC1	TRADCP	246,000.00	07/20/2022	01/20 - 07/20	246,000.00		3.000	01/22/2024	3.008	246,000.00
88413QDN5	1420	101	MC1	3RD	245,000.00	08/19/2022	02/19 - 08/19	245,000.00		3.300	08/19/2027	3.302	245,000.00
02589ADH2	1421	101	MC1	AMEXNB	245,000.00	08/29/2022	01/27 - 07/27	245,000.00	Received	3.450	07/27/2027	3.067	245,000.00
732329BD8	1425	101	MC1	PONCE	248,000.00	09/15/2022	10/15 - Monthly	248,000.00		3.500	09/15/2027	3.502	248,000.00
052392BT3	1427	101	MC1	AUSTEL	248,000.00	09/21/2022	10/01 - Monthly	248,000.00		3.800	09/21/2027	3.770	248,000.00
914242AA0	1429	101	MC1	UNIVCU	248,000.00	09/26/2022	10/26 - Monthly	248,000.00		4.000	09/26/2025	3.891	248,000.00
22258JAB7	1430	101	MC1	CNTYSC	248,000.00	09/30/2022	10/30 - Monthly	248,000.00		4.400	09/30/2027	4.325	248,000.00
			<b>Subtotal</b>		<b>1,728,000.00</b>			<b>1,728,000.00</b>	<b>0.00</b>				<b>1,728,000.00</b>
<b>CERBT - OPEB Trust</b>													
SYS1114	1114	101	LA2	CALPRS	1,792,152.96	07/01/2022	12/31 - Monthly	1,792,152.96					1,660,262.83
			<b>Subtotal</b>		<b>1,792,152.96</b>			<b>1,792,152.96</b>	<b>0.00</b>				<b>1,660,262.83</b>
<b>Total Purchases</b>					<b>20,520,152.96</b>			<b>20,324,560.26</b>	<b>0.00</b>				<b>20,192,670.13</b>

Received = Accrued Interest at Purchase was received by report ending date.



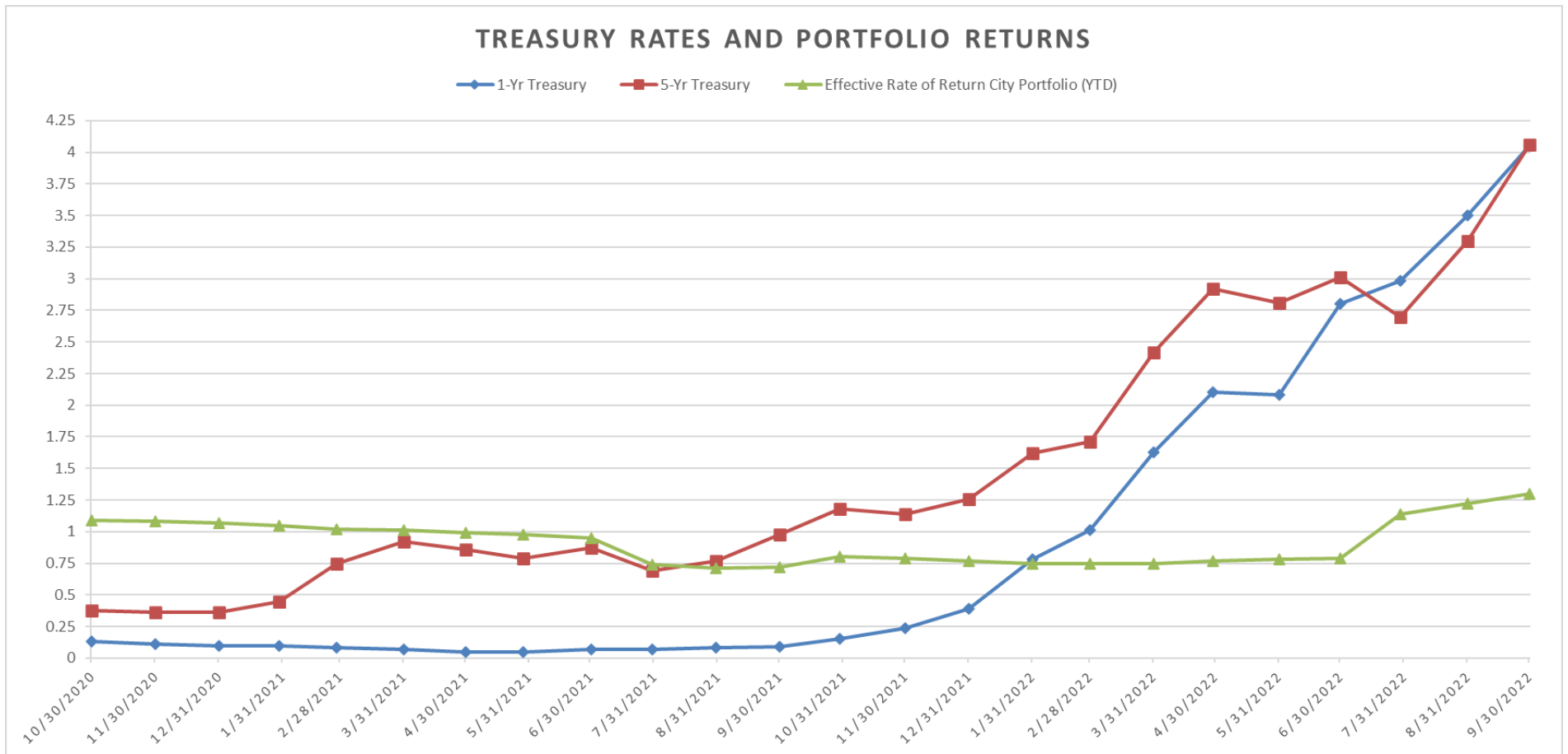
**City of La Quinta  
Purchases Report  
July 1, 2022 - September 30, 2022**

<b>CUSIP</b>	<b>Investment #</b>	<b>Fund</b>	<b>Sec. Type</b>	<b>Issuer</b>	<b>Original Par Value</b>	<b>Purchase Date</b>	<b>Payment Periods</b>	<b>Principal Purchased</b>	<b>Accrued Interest at Purchase</b>	<b>Rate at Purchase</b>	<b>Maturity Date</b>	<b>YTM</b>	<b>Ending Book Value</b>
--------------	---------------------	-------------	----------------------	---------------	-------------------------------	--------------------------	------------------------	--------------------------------	---	-----------------------------	--------------------------	------------	------------------------------

## US Treasury Rates

[https://home.treasury.gov/resource-center/data-chart-center/interest-rates/TextView?type=daily\\_treasury\\_yield\\_curve&field\\_tdr\\_date\\_value=2022](https://home.treasury.gov/resource-center/data-chart-center/interest-rates/TextView?type=daily_treasury_yield_curve&field_tdr_date_value=2022)

Date	1 mo	2 mo	3 mo	6 mo	1 yr	2 yr	3 yr	5 yr	7 yr	10 yr	20 yr	30 yr	Effective Rate of Return City Portfolio (month)	Effective Rate of Return City Portfolio (YTD)
7/29/2022	2.22	2.28	2.41	2.91	2.98	2.89	2.83	2.70	2.70	2.67	3.20	3.00	1.14	1.14
8/31/2022	2.40	2.72	2.96	3.32	3.50	3.45	3.46	3.30	3.25	3.15	3.53	3.27	1.30	1.22
9/30/2022	2.79	3.20	3.33	3.92	4.05	4.22	4.25	4.06	3.97	3.83	4.08	3.79	1.45	1.3



# City of La Quinta

CITY COUNCIL MEETING: December 20, 2022

## STAFF REPORT

---

**AGENDA TITLE:** RECEIVE AND FILE FISCAL YEAR 2021/22 MEASURE G SALES TAX COMPLIANCE REPORT

---

### **RECOMMENDATION**

Receive and file fiscal year 2021/22 Measure G Sales Tax Compliance Report.

### **EXECUTIVE SUMMARY**

- Measure G revenue for fiscal year 2021/22 was \$15,615,802 and the Measure G reserve balance as of June 30, 2022 was \$15,355,043.
- The Financial Advisory Commission (FAC) provides oversight of Measure G revenue and prepares an annual Measure G Sales Tax Oversight Report (Report) to ensure Measure G revenue is used in compliance with the ballot initiative and the La Quinta Municipal Code (LQMC).
- At the FAC's special meeting on December 14, 2022, the full Commission formally received and filed this Report.

**FISCAL IMPACT** - None

### **BACKGROUND/ANALYSIS**

In accordance with LQMC Section 2.70.040, the FAC provides oversight of Measure G funds, the 1% transactions and use tax instituted by voters in November 2016. This Measure G Report was prepared by the Finance Department with assistance from FAC members (Commissioners Batavick and Luettjohann). The Report was presented, received, and filed at a special FAC meeting on December 14, 2022; it will also be posted to the City's website.

The Annual Measure G Sales Tax Oversight Report for Fiscal Year 2021/22 (Attachment 1) covers the period from July 1, 2021 through June 30, 2022, and provides a summary of the Measure G revenue and expenditures for the fiscal year, as well as an inception-to-date summary.

## **ALTERNATIVES**

Council may request additional information before filing this Report.

Prepared by: Claudia Martinez, Finance Director

Approved by: Jon McMillen, City Manager

Attachment: 1. Annual Measure G Sales Tax Oversight Report for Fiscal Year  
Ended June 30, 2022

**ANNUAL MEASURE G SALES TAX OVERSIGHT  
REPORT FOR FISCAL YEAR ENDED JUNE 30, 2022**



**OVERVIEW**

The Financial Advisory Commission (FAC) provides oversight of Measure G tax revenue. This Annual Measure G Sales Tax Oversight Report covers the fiscal year beginning July 1, 2021 through June 30, 2022. Exhibit A includes a detailed summary of all Measure G activity.

Measure G is a 1% transactions tax applied to sales of taxable goods and is part of the overall 8.75% sales tax rate in the City. It applies to goods transferred at the point of sale (businesses within La Quinta City limits), and to goods purchased in other jurisdictions that are delivered to addresses within the City.

Measure G revenue continues to help La Quinta thrive and is integral to the future financial health of the City. These funds assist in realizing the Sacred Values of La Quinta now and in the future: Health and Wellness, High Quality Aesthetics, a Vibrant and Safe Community, a Visually Beautiful City and Cultural Diversity, to continue being recognized as the “The Gem of the Desert”.

**REPORT HIGHLIGHTS**

- Since inception, over \$29.8 million or 49% of Measure G funds have been allocated to improving citywide infrastructure and public recreational facilities.
- Public safety services are a priority of La Quinta and have been supported with 26% of Measure G funds.
- Fiscally responsible budgeting, prudent long-term financial projections, funds oversight, and financial transparency have strengthened the City’s reserves with Measure G funds since the implementation of Measure G in April 2017.

**FISCAL YEAR 2021/22 REVENUES**

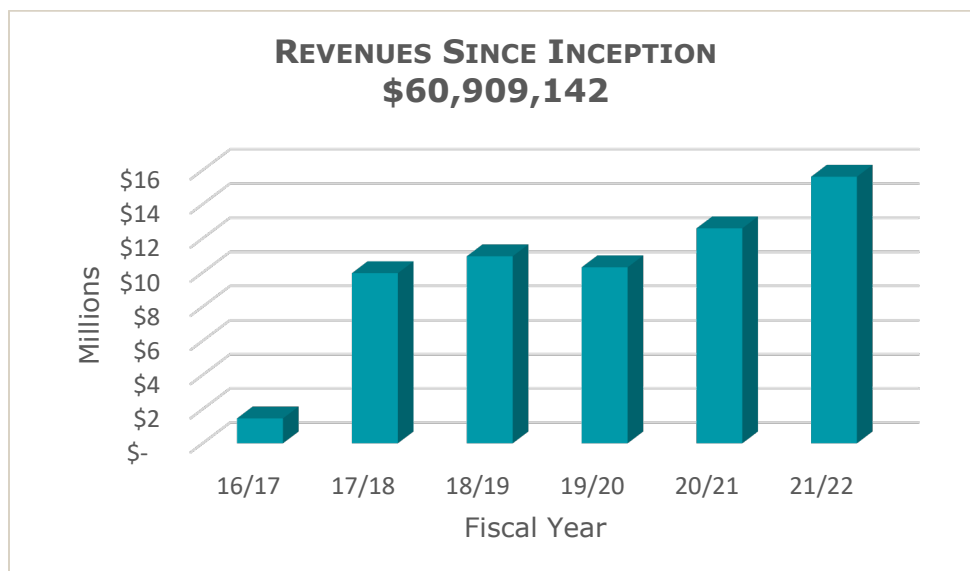
Total Measure G sales tax revenue for fiscal year 2021/22 was \$15,615,802, which was greater than initially anticipated when budgeted. After experiencing effects of the COVID-19 pandemic, sales have bounced back significantly in 2021/22 and continue to show upward growth. Consumer spending has remained strong, and despite high inflation with rising prices, spending increased across most spending categories. These include general consumer goods and restaurants/hotels, followed by building/construction and fuel. Stronger than anticipated fiscal year-end Measure G sales tax revenues are a

result of this higher consumer spending and demonstrate La Quinta residents and visitors continue to support our local economy.



### REVENUES SINCE INCEPTION

The chart below summarizes Measure G revenue received from fiscal years 2016/17 thru 2021/22. Revenue has continued to increase since the pandemic due to economic inflation and the previously noted higher consumer activity. However, this is anticipated to result in slower growth into 2023 as interest rates increase; resulting in downward pressure on sales of consumer goods, automobiles, and building materials.



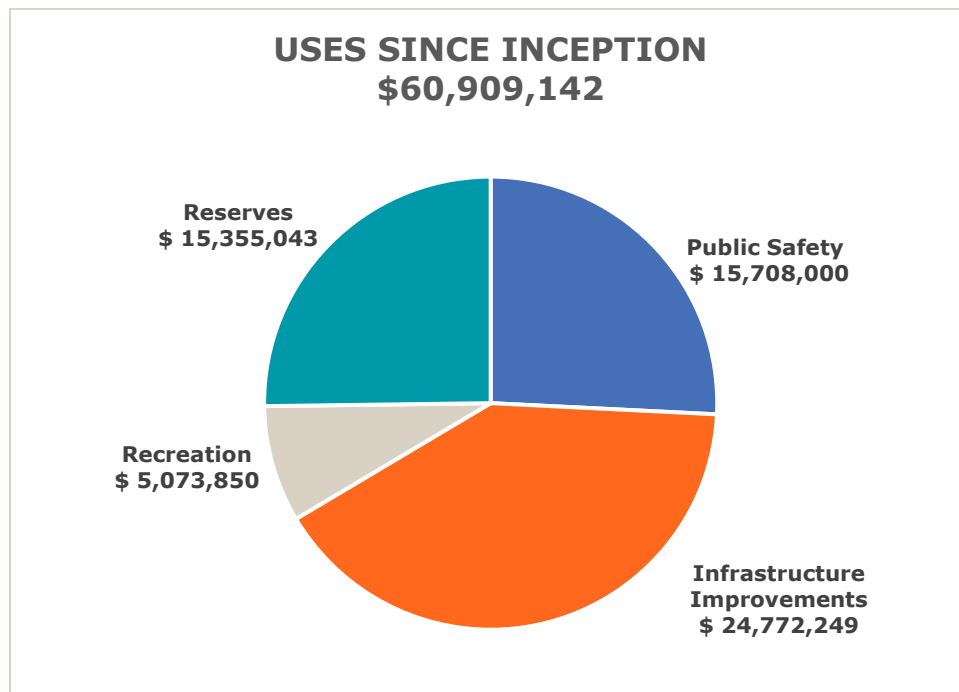
### **FISCAL YEAR 2021/22 USES**

The fiscal year 2021/22 operational expenses and capital improvements were prioritized, and the budget included a prudent reserve allocation for operational flexibility. By allocating some Measure G revenue to reserves, the City is able to maintain ongoing service levels, while providing for any unforeseen decreases in revenues as were experienced in 2019/20.

### **USES SINCE INCEPTION**

Annually, the City hosts a community workshop to either affirm or determine the following year's budget priorities. Staff then evaluates funding options such as grants, interagency cost sharing, or use of reserves. Public safety services have been a community priority since before Measure G, and with the support of this additional revenue, the City has been able to maintain the public safety service levels the community desires.

The chart below summarizes the uses, since the inception, of Measure G funds. The majority (\$29.8 million, or 49%) of these funds are for projects to improve citywide infrastructure and public recreational facilities.

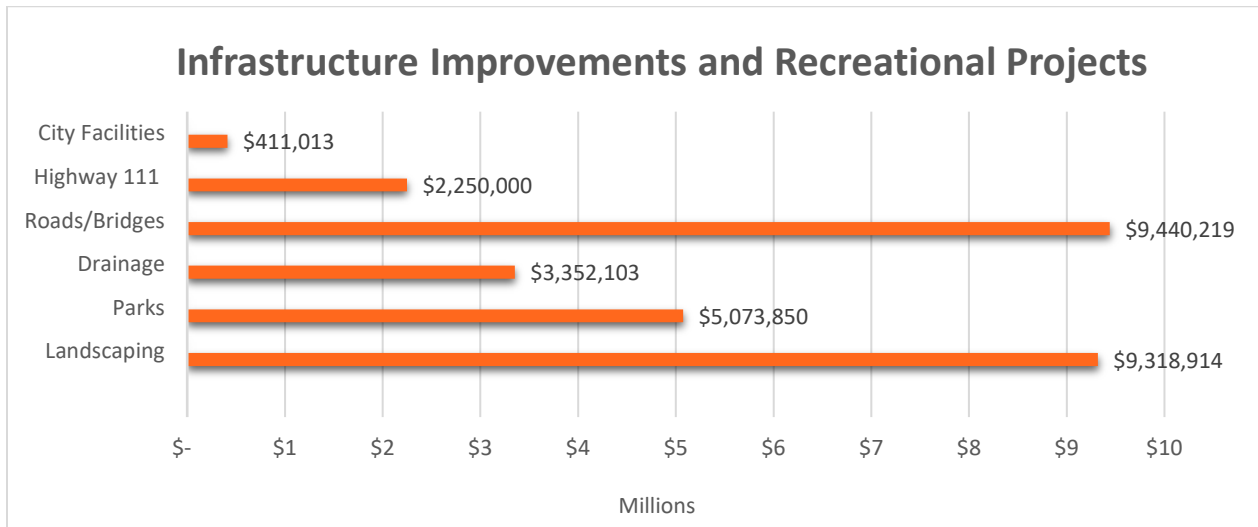


- Public Safety use shows the City's continuing commitment to provide all residents with a safe living environment.
- Infrastructure improvement projects have included numerous road repairs, street striping projects, drainage improvements to avoid street flooding, an investment in Highway 111 (a crucial commercial corridor for our City where a majority of sales taxes are generated), an overhaul

of landscape medians north of Highway 111, design of an updated corporate yard administrative and crew quarters, and the recent advance funding for the Dune Palms bridge project.

- Recreation projects have included funding for the new X-Park adjacent to the La Quinta high school, the SilverRock event site, design of a new future Village Art Plaza Promenade connected to the La Quinta Museum, and Fritz Burns Park improvements.
- Measure G reserves reflect fiscal responsibility and allow for operational flexibility by ensuring cash is available for public safety services and capital improvement projects when they are most efficient to complete.

The chart below summarizes citywide infrastructure improvements and recreational projects, totaling \$29,846,099 funded with Measure G revenues.



### **MEASURE G BACKGROUND AND COMPLIANCE SUMMARY**

Voters passed Ballot Measure G in November 2016. Measure G provides a permanent one percent transactions and use tax, effective April 1, 2017, which is fully allocated to the City of La Quinta and protected from State takeaways.

All Measure G revenues shall be used in accordance with the ballot measure for costs including police protection, projects such as parks, streets, landscaping, and flood mitigation, programs attracting businesses, youth/senior services, sports recreation programs, and preserving property values and quality of life.

This report confirms all Measure G tax revenues are properly recorded and are being used in accordance with the ballot measure.



City Council, management, and staff thank all residents for their continuing support and investment in our community.

---

Prior oversight reports and information on Measure G are located online at <https://www.laquintaca.gov/business/tax-measure>. Questions regarding this report or the use of Measure G funds may be directed to the Finance Department by calling 760-777-7150 or by email at [finance@laquintaca.gov](mailto:finance@laquintaca.gov).

[Click Here to Return to Agenda](#)

**MEASURE G REVENUES AND USES SUMMARY**

<b>Fiscal Year (FY)</b>		<b>REVENUES</b>	
2016/17	Actual	\$	1,462,650
2017/18	Actual		9,967,657
2018/19	Actual		10,958,118
2019/20	Actual		10,310,526
2020/21	Actual		12,594,389
2021/22	Actual		15,615,802
<b>TOTAL</b>		<b>\$</b>	<b>60,909,142</b>

<b>MEASURE G USES</b>					
<b>Fiscal Year</b>	<b>Project Description</b>	<b>Operational</b>	<b>Capital</b>	<b>Reserves</b>	<b>Total by Year</b>
2016/17	Eisenhower Dr. Retention Basin		750,000		
	X-Park Funding		712,650	-	1,462,650
2017/18	Public Safety Fund	300,000			
	North La Quinta Landscape Improvements		1,802,576		
	Citywide Drainage Enhancements		2,407,373		
	La Quinta Village Road Diet Project		1,972,158		
	X-Park Funding		147,350		
	Alongi Building Improvements		800,000		
	SilverRock Event Site		321,900		
	SilverRock Event Site		244,700		
	Alongi Building at SilverRock Event Site		160,000		
	SilverRock Event Site		290,000		
	SilverRock Event Site Retention Basin		10,000		
	SilverRock Event Site Retention Basin		427,250		
	Measure G Reserves 2017/18			1,084,350	9,967,657
2018/19	Public Safety Fund	850,000			
	Public Safety Contract Services	2,100,000			
	Citywide Drainage Enhancements		194,730		
	North La Quinta Landscape Improvements		2,129,613		
	SilverRock Event Site		1,300,000		
	Measure G Reserves 2018/19			4,383,775	10,958,118
2019/20	Public Safety Contract Services	2,750,000			
	Corporate Yard Administration/Crew Quarters		411,013		
	Highway 111 Corridor Improvements		1,000,000		
	North La Quinta Landscape Improvements		3,703,369		
	Village Art Plaza Promenade		310,000		
	Measure G Reserves 2019/20			2,136,144	10,310,526
2020/21	Public Safety Contract Services	4,545,000			
	X-Park Landscaping		275,000		
	Highway 111 Corridor Improvements		250,000		
	Measure G Reserves 2020/21			7,524,389	12,594,389
2021/22	Public Safety Contract Services	5,163,000			
	Landscape Renovation Improvements		1,408,356		
	Highway 111 Corridor Improvements		1,000,000		
	Fritz Burns Park Improvements		350,000		
	Allocate Advance Bridge Funding		7,468,061		
	Measure G Reserves 2021/22			226,385	15,615,802
<b>TOTAL</b>		<b>\$ 15,708,000</b>	<b>\$ 29,846,099</b>	<b>\$ 15,355,043</b>	<b>\$ 60,909,142</b>
		<b>26%</b>	<b>49%</b>	<b>25%</b>	

[Click Here to Return to Agenda](#)

# City of La Quinta

CITY COUNCIL MEETING: December 20, 2022

STAFF REPORT

**AGENDA TITLE:** APPROVE DEMAND REGISTERS DATED DECEMBER 2 AND DECEMBER 9, 2022

## RECOMMENDATION

Approve demand registers dated December 2 and December 9, 2022.

**EXECUTIVE SUMMARY** – None

## FISCAL IMPACT

Demand of Cash:

City	\$	2,395,151.32
Successor Agency of RDA	\$	885.00
Housing Authority	\$	37,097.96
	\$	<u>2,433,134.28</u>

## BACKGROUND/ANALYSIS

Routine bills and payroll must be paid between Council meetings. Attachment 1 details the weekly demand registers for December 2 and December 9, 2022. There was no check run the week of November 25, 2022, due to the holiday.

Warrants Issued:

209516-209589	\$	1,041,769.31
209590-209658	\$	373,525.27
Wire Transfers	\$	458,072.25
Payroll Tax Transfers	\$	106,316.34
Payroll Check #37662	\$	46.17
Payroll Direct Deposit	\$	453,404.94
	\$	<u>2,433,134.28</u>

The most significant expenditures on the demand registers are:

<b>Vendor</b>	<b>Account Name(s)</b>	<b>Amount</b>	<b>Purpose</b>
Jacobsson Engineering Construction, Inc.	Construction	\$ 491,288.00	Jefferson & Ave 53 Roundabout Progress Payments
Imperial Irrigation District	Various	\$ 118,449.67	City Electricity Service & Shoo Fly for Dune Palms Bridge Project
Coachella Valley Assoc of Government	TUMF Payable to CVAG	\$ 99,036.00	Oct TUMF Fees
Paradise Chevrolet and Cadillac	Vehicles, Purchased	\$ 71,038.00	Purchased 2022 Chevy Silverado Truck
Coachella Valley Conservation Commission	MSHCP Mitigation Fee	\$ 61,493.85	Oct MSHCP Mitigation Fee

**Wire Transfers:** Sixteen transfers totaled \$458,072. Of this amount, \$232,801 was to Landmark, and \$162,379 was to CalPERS. (See Attachment 2 for a complete listing).

**Investment Transactions:** Full details of investment transactions as well as total holdings are reported quarterly in the Treasurer’s Report.

<b>Transaction</b>	<b>Issuer</b>	<b>Type</b>	<b>Par Value</b>	<b>Settle Date</b>	<b>Coupon Rate</b>	<b>YTM</b>
Maturity	Enterprise Bank	CD	\$ 245,000.00	11/28/2022	2.15%	
Purchase	Federal Farm Credit Bank	Agency	\$ 1,000,000.00	11/29/2022	4.00%	4.03%
Purchase	University Bank	CD	\$ 249,000.00	11/30/2022	4.20%	4.20%
Maturity	United States Treasury	Treasury	\$ 3,000,000.00	11/30/2022	2.00%	
Maturity	United States Treasury	Treasury	\$ 2,000,000.00	11/30/2022	2.00%	
Maturity	United States Treasury	Treasury	\$ 4,000,000.00	11/30/2022	0.13%	
Purchase	United States Treasury	Treasury	\$ 3,000,000.00	12/2/2022	0.13%	4.36%
Purchase	United States Treasury	Treasury	\$ 2,000,000.00	12/2/2022	0.13%	4.26%
Purchase	United States Treasury	Treasury	\$ 4,000,000.00	12/2/2022	1.63%	4.51%
Maturity	Medallion Bank	CD	\$ 248,000.00	12/7/2022	3.40%	
Maturity	Red Rocks Credit Union	CD	\$ 248,000.00	12/7/2022	3.35%	
Purchase	Federal Farm Credit Bank	Agency	\$ 1,000,000.00	12/7/2022	3.75%	3.79%

Prepared by: Jesse Batres, Account Technician

Approved by: Rosemary Hallick, Financial Services Analyst

- Attachments:     1. Demand Registers  
                      2. Wire Transfers

**Demand Register**

Packet: APPKT03319 - 12/02/2022 JB



City of La Quinta

Vendor Name	Payment Number	Description (Item)	Account Name	Account Number	Amount
<b>Fund: 101 - GENERAL FUND</b>					
CHARTER COMMUNICATIONS ...	209530	11/16-12/15/22 - FS #70 INTERNET (1860)	Cable/Internet - Utilities	101-2002-61400	41.72
ILLUSION PARTY ENTERTAIN...	209516	12/02/22 - CHRISTMAS CHARACTER REMA...	Community Experiences	101-3003-60149	702.50
CHARTER COMMUNICATIONS ...	209530	10/16-11/15/22 - FS #32 CABLE (8152)	Cable/Internet - Utilities	101-2002-61400	94.41
GALLS LLC	209546	11/02/22 - CODE OFFICER UNIFORMS	Uniforms	101-6004-60690	168.24
CHARTER COMMUNICATIONS ...	209530	11/03-12/02/22 - FS #93 INTERNET (3514)	Cable/Internet - Utilities	101-2002-61400	99.99
PALMS TO PINES PRINTING	209563	11/22/22 - PROCLAMATION CERTIFICATES ..	Printing	101-3007-60410	2,790.41
PALMS TO PINES PRINTING	209563	11/03/22 - CITY BUSINESS CARDS	LQ Police Volunteers	101-2001-60109	152.73
PALMS TO PINES PRINTING	209563	11/03/22 - CITY BUSINESS CARDS	Printing	101-3007-60410	458.21
CAMARENA, REYNA	209528	10/18/2022 NOTARY PUBLIC TRAINING RE...	Travel & Training	101-1002-60320	109.00
AYON, UBALDO	209522	11/17/22 - OUTLET TESTERS REIMBURSE...	Operating Supplies	101-7006-60420	39.10
SOUTHWEST AQUATICS INC	209578	11/2022 - LAKE MAINTENANCE SERVICES	Civic Center Lake Maintenance	101-3005-60117	1,350.00
SOUTHWEST AQUATICS INC	209578	11/2022 - LAKE MAINTENANCE SERVICES	SilverRock Lake Maintenance	101-3005-60189	1,350.00
BURNS, ALICE QUIROZ	209524	12/2/22 - 500 CHRISTMAS TREATS FOR TR...	Community Experiences	101-3003-60149	500.00
SPARKLETTTS	209579	11/02/22 & 11/16/22 - DRINKING WATER	Operating Supplies	101-7003-60420	190.61
LOGIC COMPENSATION GROU...	209553	11/03/22 - RECLASS CITY JOB DESCRIPTIO...	Professional Services	101-1004-60103	1,200.00
WILDCAT WRAP COMPANY	209588	10/25/22 - FLAG BOX WRAP	Professional Services	101-1002-60103	1,250.00
DATA TICKET, INC.	209537	10/2022 - POLICE CITATION PROCESSING	Administrative Citation Services	101-6004-60111	255.93
DATA TICKET, INC.	209537	10/2022 - CODE CITIATION PROCESSING	Administrative Citation Services	101-6004-60111	638.50
WILDCAT WRAP COMPANY	209588	11/16/22 - FLAG BOX WRAP	Professional Services	101-1002-60103	500.00
SPARKLETTTS	209580	11/02/22 & 11/16/22 - CITYWIDE DRINKN...	Citywide Supplies	101-1007-60403	160.87
JOE A GONSALVES & SON	209549	12/2022 - LOBBYIST SERVICES	Contract Services - Administrat...	101-1002-60101	3,500.00
PALM SPRINGS AIR MUSEUM ...	209562	11/11/22 - AIRCRAFT FLYOVER FOR VET E...	Community Experiences	101-3003-60149	1,000.00
PAX FITNESS REPAIR	209566	09/2022 - FITNESS EQUIPMENT MAINTEN...	Operating Supplies	101-3002-60420	275.00
CACEO	209526	3/02/23 - WEBINAR K.MEREDITH	Travel & Training	101-6004-60320	36.00
ROMON, DANA	209572	11/7/22 - WELLNESS CENTER CLASS REFU...	Wellness Center Leisure Enric...	101-0000-42214	70.00
DESERT SANDS UNIFIED SCHO...	209543	08/25-09/21/22 - BP #3 SCHOOL RESOUR...	School Officer	101-2001-60168	14,531.66
ALLIANT INSURANCE SERVICES ..	209519	12/6/22 - LQ HIST SOC RECEPTION EVENT ...	Community Experiences	101-3003-60149	472.00
NI GOVERNMENT SERVICES INC	209559	10/2022 - SATELLITE PHONES	Mobile/Cell Phones/Satellites	101-2002-61304	80.71
XPRESS GRAPHICS	209589	11/08/22 - POSTCARD MAILING EVENTS	Special Enforcement/City Spec...	101-2001-60165	3,770.03
XPRESS GRAPHICS	209589	11/08/22 - POSTCARD MAILING EVENTS	Special Enforcement/City Spec...	101-2001-60165	3,770.03
XPRESS GRAPHICS	209589	11/18/22 - FILMING SIGNS	Printing	101-3007-60410	148.24
XPRESS GRAPHICS	209589	11/21/22 - POSTCARD MAILING FOR IRO...	Community Experiences	101-3003-60149	405.36
LEAGUE OF CALIFORNIA CITIES	209551	09/7/22 - RIVERSIDE COUNTY DIVISION L...	Travel & Training	101-1001-60320	150.00
LEAGUE OF CALIFORNIA CITIES	209551	09/7/22 - RIVERSIDE COUNTY DIVISION L...	Travel & Training	101-1002-60320	150.00
LH PRODUCTIONS	209552	11/19/22 - FAKE MATTHEWS BAND CONC...	Community Experiences	101-3003-60149	8,117.00
LH PRODUCTIONS	209552	11/11/22 - VETERAN'S DAY EVENT AV SER...	Community Experiences	101-3003-60149	3,543.63
STAPLES ADVANTAGE	209581	10/12/22 - CITYWIDE PRINTING PAPER	Forms, Copier Paper	101-1007-60402	461.54
STAPLES ADVANTAGE	209581	11/04/22 - OFFICE SUPPLIES	Operating Supplies	101-6006-60420	138.88
STAPLES ADVANTAGE	209581	11/14/22 - FORKS (100)	Operating Supplies	101-6006-60420	15.64
SMITH PIPE & SUPPLY CO	209577	10/31/22 - IRRIGATION SUPPLIES	Materials/Supplies	101-3005-60431	486.70
SMITH PIPE & SUPPLY CO	209577	11/15/22 - IRRIGATION SUPPLIES	Materials/Supplies	101-3005-60431	1,072.20
RASA/ERIC NELSON	209569	11/09/22 - PMER 2022-0008 ONCALL MAP...	Map/Plan Checking	101-7002-60183	350.00
RASA/ERIC NELSON	209569	11/10/22 - FTM 2022-0003 ONCALL MAP ...	Map/Plan Checking	101-7002-60183	2,315.00
ROBERT HALF	209571	10/28/22 - TEMP AGENCY SERVICES T.SU...	Temporary Agency Services	101-6006-60125	825.58
ROBERT HALF	209571	11/11/22 - TEMP AGENCY SERVICES G.HU	Temporary Agency Services	101-6002-60125	1,084.32
ROBERT HALF	209571	11/11/22 - TEMP AGENCY SERVICES T.SU...	Temporary Agency Services	101-6006-60125	423.54
DEPARTMENT OF JUSTICE	209540	10/2022 - ALCOHOL/BLOOD ANALYSIS	Blood/Alcohol Testing	101-2001-60174	210.00
ALPHA MEDIA LLC	209520	10/2022 - IRONMAN DIGITAL ADS	Community Experiences	101-3003-60149	2,666.67
ALPHA MEDIA LLC	209520	10/2022 - IRONMAN RADIO ADS	Community Experiences	101-3003-60149	6,515.64
ALPHA MEDIA LLC	209520	10/2022 - IRONMAN DIGITAL BANNERS	Community Experiences	101-3003-60149	275.00
MERCHANTS BUILDING MAINT...	209555	10/2022 - JANITORIAL SERVICES	Janitorial	101-3008-60115	13,785.07
CURT PRINGLE AND ASSOCIAT...	209536	11/01/22 - MEASURE A EDUCATION CAM...	Contingency for Operations	101-1002-60510	10,000.00
AMERICAN FORENSIC NURSES ...	209521	11/4/22 - BLOOD/ALCOHOL ANALYSIS	Blood/Alcohol Testing	101-2001-60174	61.22

**Demand Register**

Packet: APPKT03319 - 12/02/2022 JB

Vendor Name	Payment Number	Description (Item)	Account Name	Account Number	Amount
AMERICAN FORENSIC NURSES ...	209521	11/7/22 - BLOOD/ALCOHOL ANALYSIS	Blood/Alcohol Testing	101-2001-60174	345.05
AMERICAN FORENSIC NURSES ...	209521	11/11/22 - BLOOD/ALCOHOL ANALYSIS	Blood/Alcohol Testing	101-2001-60174	122.44
FEDEX	209544	10/31/22 - OVERNIGHT MAIL	Postage	101-1007-60470	11.01
FEDEX	209544	10/28/22 & 11/4/22 - OVERNIGHT MAIL	Postage	101-1007-60470	122.15
FEDEX	209544	11/04/22 - OVERNIGHT MAIL	Postage	101-1007-60470	11.07
MACIAS NURSERY, INC.	209554	10/26/22 - PLANTS	Materials/Supplies	101-3005-60431	2,083.65
PATTON DOOR & GATE	209565	11/11/22 - PW YARD GATE SERVICE CALL	Maintenance/Services	101-3008-60691	150.00
ALARM MONITORING SERVICE...	209518	11/08/22 - CH ALARM WIRING INSTALLAT...	Security & Alarm	101-3008-60123	93.53
VERIZON WIRELESS	209585	10/14-11/13/22 - EOC CELL (7813)	Mobile/Cell Phones/Satellites	101-2002-61304	159.63
DEPARTMENT OF ANIMAL SER...	209538	10/2022 - ANIMAL SERVICES	Animal Shelter Contract Service	101-6004-60197	30,124.69
BELANICH, TOMM	209523	12/2/22 - TREE LIGHTING	Community Experiences	101-3003-60149	200.00
DESERT RESORT MANAGEMENT	209542	11/2022 - SECURITY PATROL SERVICES	Professional Services	101-6004-60103	3,883.51
GOVOS, INC.	209547	12/2022 - STVR PERMITTING SOFTWARE	Professional Services	101-1005-60103	3,820.00
DEPARTMENT OF CONSERVAT...	209539	01/01-03/31/22 - SEISMIC HAZARD MAPP...	SMIP Fees Payable	101-0000-20308	4,689.52
DEPARTMENT OF CONSERVAT...	209539	01/01-03/31/22 - SEISMIC HAZARD MAPP...	SMIP Fees	101-0000-42610	-234.48
QUADIENT FINANCE USA, INC.	209568	10/27/22 - CITYWIDE POSTAGE MACHINE ...	Postage	101-1007-60470	4,000.00
CALIFORNIA PARK & RECREAT...	209527	10/25/22 - CPRS ANNUAL MEMBERSHIP	Membership Dues	101-3002-60351	555.00
COACHELLA VALLEY CONSERV...	209532	10/2022 - MSCHP FEES	MSHCP Mitigation Fee	101-0000-20310	62,115.00
COACHELLA VALLEY CONSERV...	209532	10/2022 - MSCHP FEES	CVMSHCP Admin Fee	101-0000-43631	-621.15
COUNTY OF RIVERSIDE PUBLIC...	209533	10/2022 - RADIO MAINTENANCE	Operating Supplies	101-2001-60420	310.68
VINTAGE ASSOCIATES	209586	11/15/22 - PLANTS	Materials/Supplies	101-3005-60431	619.56
<b>Fund 101 - GENERAL FUND Total:</b>					<b>205,319.74</b>
<b>Fund: 201 - GAS TAX FUND</b>					
CRAFCO, INC	209534	11/04/22 - ASPHALT PATCH BAGS (120)	Asphalt	201-7003-60430	1,770.25
<b>Fund 201 - GAS TAX FUND Total:</b>					<b>1,770.25</b>
<b>Fund: 202 - LIBRARY &amp; MUSEUM FUND</b>					
FERGUSON ENTERPRISES, INC	209545	11/14/22 - WATER FAUCET PARTS FOR LIB...	Maintenance/Services	202-3004-60691	131.35
USA DRAIN AND PLUMBING ...	209584	11/07/22 - LIBRARY TOILET REPAIRS	Maintenance/Services	202-3004-60691	275.00
MERCHANTS BUILDING MAINT...	209555	10/2022 - JANITORIAL SERVICES	Janitorial	202-3004-60115	2,844.14
MERCHANTS BUILDING MAINT...	209555	10/2022 - JANITORIAL SERVICES	Janitorial	202-3006-60115	885.93
<b>Fund 202 - LIBRARY &amp; MUSEUM FUND Total:</b>					<b>4,136.42</b>
<b>Fund: 215 - LIGHTING &amp; LANDSCAPING FUND</b>					
LANDMARK GOLF MANAGEM...	209550	09/2022 - SRR PERIMETER LS MAINT	SilverRock Way Landscape	215-7004-60143	5,478.00
LANDMARK GOLF MANAGEM...	209550	10/2022 - SRR PERIMETER LS MAINT	SilverRock Way Landscape	215-7004-60143	6,556.00
DESERT CONCEPTS CONSTRUC...	209541	11/21/22 - VILLAGE STREET POTTERY REP...	Maintenance/Services	215-7004-60691	8,750.00
VINTAGE ASSOCIATES	209586	10/31/22 SRR RETENTION BASIN TAMARI...	Maintenance/Services	215-7004-60691	7,500.00
CREATIVE LIGHTING & ELECTR...	209535	11/2022 - LIGHTING MAINTENANCE SERVI...	Consultants	215-7004-60104	6,063.92
STAPLES ADVANTAGE	209581	11/17/22 - OPERATION SUPPLIES	Operating Supplies	215-7004-60420	267.22
ROTO-LITE, INC	209573	11/22/22 - LANDSCAPE LIGHT CHANGING ...	Maintenance/Services	215-7004-60691	600.00
MACIAS NURSERY, INC.	209554	11/07/22 - PLANTS	Materials/Supplies	215-7004-60431	2,234.81
MACIAS NURSERY, INC.	209554	11/11/22 - PLANTS	Materials/Supplies	215-7004-60431	2,465.91
PWLC II, INC	209567	11/14/22 & 11/17/22 - PLANT REPLACEM...	Maintenance/Services	215-7004-60691	912.00
VINTAGE ASSOCIATES	209586	11/8/22 - PLANTS	Materials/Supplies	215-7004-60431	686.37
VINTAGE ASSOCIATES	209586	11/10/22 - PLANTS	Materials/Supplies	215-7004-60431	1,131.38
<b>Fund 215 - LIGHTING &amp; LANDSCAPING FUND Total:</b>					<b>42,645.61</b>
<b>Fund: 221 - AB 939 - CALRECYCLE FUND</b>					
BURRTEC WASTE & RECYCLING..	209525	10/2022 - AB393 ORGANICS PROGRAM	AB 939 Recycling Solutions	221-0000-60127	6,890.38
<b>Fund 221 - AB 939 - CALRECYCLE FUND Total:</b>					<b>6,890.38</b>
<b>Fund: 224 - TUMF FUND</b>					
COACHELLA VALLEY ASSOC OF...	209531	10/2022 - TUMF FEES	TUMF Payable to CVAG	224-0000-20320	99,036.00
<b>Fund 224 - TUMF FUND Total:</b>					<b>99,036.00</b>
<b>Fund: 249 - SA 2011 LOW/MOD BOND FUND (Refinanced in 2016)</b>					
NV5	209560	08/28-10/01/22 - SURVEY SERVICES MAN...	Affordable Housing Project De...	249-0000-80050	885.00
<b>Fund 249 - SA 2011 LOW/MOD BOND FUND (Refinanced in 2016) Total:</b>					<b>885.00</b>
<b>Fund: 270 - ART IN PUBLIC PLACES FUND</b>					
SIGNATURE SCULPTURE	209576	11/23/22 - DESERT LEGACY SCULPTURE R...	APP Maintenance	270-0000-60683	2,250.00
<b>Fund 270 - ART IN PUBLIC PLACES FUND Total:</b>					<b>2,250.00</b>



Demand Register

Packet: APPKT03319 - 12/02/2022 JB

Vendor Name	Payment Number	Description (Item)	Account Name	Account Number	Amount
<b>Fund: 401 - CAPITAL IMPROVEMENT PROGRAMS</b>					
NAI CONSULTING INC	209557	10/2022 - 2021-01 DUNE PALMS ROAD P...	Professional Services	401-0000-60103	3,780.00
NAI CONSULTING INC	209557	10/2022 - LA QUINTA X PARK	Professional Services	401-0000-60103	1,400.00
NAI CONSULTING INC	209557	10/2022 - 201709 JEFFERSON ST AT AVE 5...	Professional Services	401-0000-60103	7,227.50
NAI CONSULTING INC	209557	10/2022 2019-23 WASHINGTON ST AVE 5...	Professional Services	401-0000-60103	825.00
NAI CONSULTING INC	209557	10/2022 - 2016-03 LANDSCAPE RENOVAT...	Professional Services	401-0000-60103	8,665.00
NAI CONSULTING INC	209557	10/2022 - BLACKHAWK WAY SCHOOL CRO...	Professional Services	401-0000-60103	4,617.50
NAI CONSULTING INC	209557	10/2022 - CITYWIDE MISC ADA IMPROVE...	Professional Services	401-0000-60103	112.50
NAI CONSULTING INC	209557	10/2022 AVE 50 REHAB WASH ST TO EISE...	Professional Services	401-0000-60103	350.00
NAI CONSULTING INC	209557	10/2022 - AVE 50 BRIDGE SPANNING THE ...	Professional Services	401-0000-60103	1,120.00
NAI CONSULTING INC	209557	10/2022 MOON RIVER DRIVE PAVEMENT ...	Professional Services	401-0000-60103	4,427.50
NAI CONSULTING INC	209557	10/2022 - 2019-01 VILLAGE ART/CULTURA...	Professional Services	401-0000-60103	300.00
NAI CONSULTING INC	209557	10/2022 - 2021-02 FRITZ BURNS PARK IM...	Professional Services	401-0000-60103	75.00
NAI CONSULTING INC	209557	10/2022 - AVE 50 WIDENING IMPROVE JE...	Professional Services	401-0000-60103	175.00
NAI CONSULTING INC	209557	10/2022 - CITYWIDE STRIPING REFRESH	Professional Services	401-0000-60103	2,625.00
NAI CONSULTING INC	209557	10/2022 SILVERROCK RESORT INFRASTRU...	Professional Services	401-0000-60103	112.50
NAI CONSULTING INC	209557	10/2022 - 2022-18 SR PARK VENUE WIFI/...	Professional Services	401-0000-60103	2,257.50
NAI CONSULTING INC	209557	10/2022 - CITYWIDE MISC ADA IMPROVE...	Professional Services	401-0000-60103	525.00
NAI CONSULTING INC	209557	10/2022 - 2011-05 DUNE PALMS BRIDGE	Professional Services	401-0000-60103	5,620.00
NV5	209560	10/2022 - AVE 53 & JEFFERSON ROUNDA...	Technical	401-0000-60108	5,902.50
JACOBSSON ENGINEERING CO...	209548	10/2022 - JEFFERSON AVE 53 ROUNDABO...	Retention Payable	401-0000-20600	-5,305.40
JACOBSSON ENGINEERING CO...	209548	10/2022 - JEFFERSON AVE 53 ROUNDABO...	Construction	401-0000-60188	106,108.02
JACOBSSON ENGINEERING CO...	209548	11/2022 - JEFFERSON AVE 53 ROUNDAB...	Retention Payable	401-0000-20600	-20,551.86
JACOBSSON ENGINEERING CO...	209548	11/2022 - JEFFERSON AVE 53 ROUNDAB...	Construction	401-0000-60188	411,037.24
<b>Fund 401 - CAPITAL IMPROVEMENT PROGRAMS Total:</b>					<b>541,405.50</b>
<b>Fund: 501 - FACILITY &amp; FLEET REPLACEMENT</b>					
REYES, ARMANDO TORIBIO	209570	10/29/22 - INSTALL TOW HOOK MOUNTI...	Parts, Accessories, and Upfits	501-0000-60675	326.25
PARADISE CHEVROLET AND C...	209564	11/17/22 - PURCHASE 2022 CHEVY SILVER...	Vehicles, Purchased	501-0000-71031	71,038.00
SCHULTZ MOTORSPORTS LLC	209574	2022 FORD F-450 DUMP VIN NEC35724	Parts, Accessories, and Upfits	501-0000-60675	6,597.02
SCHULTZ MOTORSPORTS LLC	209574	2017 CHEVY 2500 UTILITY BED VIN HZ176...	Parts, Accessories, and Upfits	501-0000-60675	6,618.48
WESTERN PACIFIC ROOFING C...	209587	10/27/22 - LQ PARK & REC ROOF REPAIRS	City Bldg Repl/Repair	501-0000-71103	2,781.00
PACIFIC MOBILE STRUCTURES, ...	209561	12/2022 - PW TRAILER RENTAL	Building Leases	501-0000-71032	3,088.51
THE GAS COMPANY	209582	10/2022 - SWEEPER FUEL	Street Sweeper	501-0000-60678	13.00
<b>Fund 501 - FACILITY &amp; FLEET REPLACEMENT Total:</b>					<b>90,462.26</b>
<b>Fund: 502 - INFORMATION TECHNOLOGY</b>					
TYLER TECHNOLOGIES	209583	08/1-08/31/22 - SOFTWARE SERVICES	Software Implementation/Enh...	502-0000-71049	7,076.25
TYLER TECHNOLOGIES	209583	09-1-09/27/22 - SOFTWARE SERVICES	Software Implementation/Enh...	502-0000-71049	7,770.00
NEWEGG BUSINESS INC.	209558	07/05/22 - IT SERVER PROTECTION SOFT...	Software Licenses	502-0000-60301	657.00
ACORN TECHNOLOGY SERVICES	209517	11/2022 - IT SERVICES	Consultants	502-0000-60104	26,475.00
MICROSOFT CORPORATION	209556	10/10-11/09/22 - MS AZURE ONLINE SVCS	Software Licenses	502-0000-60301	783.47
CDW GOVERNMENT INC	209529	11/15/22 - ADOBE PROGRAMS FOR L.REY...	Software Licenses	502-0000-60301	642.10
<b>Fund 502 - INFORMATION TECHNOLOGY Total:</b>					<b>43,403.82</b>
<b>Fund: 503 - PARK EQUIP &amp; FACILITY FUND</b>					
SHADE STRUCTURES, INC	209575	10/12/22 - SEASONS PARK SHADE STRUC...	Parks	503-0000-71060	3,564.33
<b>Fund 503 - PARK EQUIP &amp; FACILITY FUND Total:</b>					<b>3,564.33</b>
<b>Grand Total:</b>					<b>1,041,769.31</b>

**Fund Summary**

Fund	Expense Amount
101 - GENERAL FUND	205,319.74
201 - GAS TAX FUND	1,770.25
202 - LIBRARY & MUSEUM FUND	4,136.42
215 - LIGHTING & LANDSCAPING FUND	42,645.61
221 - AB 939 - CALRECYCLE FUND	6,890.38
224 - TUMF FUND	99,036.00
249 - SA 2011 LOW/MOD BOND FUND (Refinanced in 2016)	885.00
270 - ART IN PUBLIC PLACES FUND	2,250.00
401 - CAPITAL IMPROVEMENT PROGRAMS	541,405.50
501 - FACILITY & FLEET REPLACEMENT	90,462.26
502 - INFORMATION TECHNOLOGY	43,403.82
503 - PARK EQUIP & FACILITY FUND	3,564.33
<b>Grand Total:</b>	<b>1,041,769.31</b>

**Account Summary**

Account Number	Account Name	Expense Amount
101-0000-20308	SMIP Fees Payable	4,689.52
101-0000-20310	MSHCP Mitigation Fee	62,115.00
101-0000-42214	Wellness Center Leisure E...	70.00
101-0000-42610	SMIP Fees	-234.48
101-0000-43631	CVMSHCP Admin Fee	-621.15
101-1001-60320	Travel & Training	150.00
101-1002-60101	Contract Services - Admini...	3,500.00
101-1002-60103	Professional Services	1,750.00
101-1002-60320	Travel & Training	259.00
101-1002-60510	Contingency for Operatio...	10,000.00
101-1004-60103	Professional Services	1,200.00
101-1005-60103	Professional Services	3,820.00
101-1007-60402	Forms, Copier Paper	461.54
101-1007-60403	Citywide Supplies	160.87
101-1007-60470	Postage	4,144.23
101-2001-60109	LQ Police Volunteers	152.73
101-2001-60165	Special Enforcement/City ...	7,540.06
101-2001-60168	School Officer	14,531.66
101-2001-60174	Blood/Alcohol Testing	738.71
101-2001-60420	Operating Supplies	310.68
101-2002-61304	Mobile/Cell Phones/Satell...	240.34
101-2002-61400	Cable/Internet - Utilities	236.12
101-3002-60351	Membership Dues	555.00
101-3002-60420	Operating Supplies	275.00
101-3003-60149	Community Experiences	24,397.80
101-3005-60117	Civic Center Lake Mainten...	1,350.00
101-3005-60189	SilverRock Lake Maintena...	1,350.00
101-3005-60431	Materials/Supplies	4,262.11
101-3007-60410	Printing	3,396.86
101-3008-60115	Janitorial	13,785.07
101-3008-60123	Security & Alarm	93.53
101-3008-60691	Maintenance/Services	150.00
101-6002-60125	Temporary Agency Servic...	1,084.32
101-6004-60103	Professional Services	3,883.51
101-6004-60111	Administrative Citation Se...	894.43
101-6004-60197	Animal Shelter Contract S...	30,124.69
101-6004-60320	Travel & Training	36.00
101-6004-60690	Uniforms	168.24
101-6006-60125	Temporary Agency Servic...	1,249.12
101-6006-60420	Operating Supplies	154.52
101-7002-60183	Map/Plan Checking	2,665.00
101-7003-60420	Operating Supplies	190.61
101-7006-60420	Operating Supplies	39.10

**Account Summary**

Account Number	Account Name	Expense Amount
201-7003-60430	Asphalt	1,770.25
202-3004-60115	Janitorial	2,844.14
202-3004-60691	Maintenance/Services	406.35
202-3006-60115	Janitorial	885.93
215-7004-60104	Consultants	6,063.92
215-7004-60143	SilverRock Way Landscape	12,034.00
215-7004-60420	Operating Supplies	267.22
215-7004-60431	Materials/Supplies	6,518.47
215-7004-60691	Maintenance/Services	17,762.00
221-0000-60127	AB 939 Recycling Solutions	6,890.38
224-0000-20320	TUMF Payable to CVAG	99,036.00
249-0000-80050	Affordable Housing Projec...	885.00
270-0000-60683	APP Maintenance	2,250.00
401-0000-20600	Retention Payable	-25,857.26
401-0000-60103	Professional Services	44,215.00
401-0000-60108	Technical	5,902.50
401-0000-60188	Construction	517,145.26
501-0000-60675	Parts, Accessories, and Up...	13,541.75
501-0000-60678	Street Sweeper	13.00
501-0000-71031	Vehicles, Purchased	71,038.00
501-0000-71032	Building Leases	3,088.51
501-0000-71103	City Bldg Repl/Repair	2,781.00
502-0000-60104	Consultants	26,475.00
502-0000-60301	Software Licenses	2,082.57
502-0000-71049	Software Implementation...	14,846.25
503-0000-71060	Parks	3,564.33
<b>Grand Total:</b>		<b>1,041,769.31</b>

**Project Account Summary**

Project Account Key	Project Account Name	Project Name	Expense Amount
**None**	**None**	**None**	442,431.44
111205P	Professional Expense	Dune Palms Bridge Imp/BRLKS-543	5,620.00
141513P	Professional Expense	SilverRock Way Infra/Street Impro	112.50
151609P	Professional Expense	La Quinta X Park	1,400.00
201603P	Professional Expense	La Quinta Landscape Renovation Ir	8,665.00
201709CT	Construction Expense	Ave 53 Jefferson St.Roundabout	517,145.26
201709P	Professional Expense	Ave 53 Jefferson St.Roundabout	7,227.50
201709RP	Retention Payable	Ave 53 Jefferson St.Roundabout	-25,857.26
201709T	Technical Expense	Ave 53 Jefferson St.Roundabout	5,902.50
201901P	Professional Expense	Village Art Plaza Promenade & Cult	300.00
201902P	Professional Expense	Avenue 50 Bridge Spanning the Ev:	1,120.00
201923P	Professional Expense	Washington St at Ave 50/Calle Tarr	825.00
202101P	Professional Expense	Dune Palms Rd Pavement Rehab-F	3,780.00
202102P	Professional Expense	Fritz Burns Park Improvements	75.00
202103P	Professional Expense	Citywide Miscellaneous ADA Imprc	112.50
202104P	Professional Expense	Citywide Striping Refresh	2,625.00
202201P	Professional Expense	Avenue 50 Pavement Rehab (Wash	350.00
202205P	Professional Expense	Avenue 50 Widening Improvement	175.00
202208P	Professional Expense	Citywide Miscellaneous ADA Imprc	525.00
202210P	Professional Expense	Moon River Drive Pavement Rehab	4,427.50
202216E	General PW Maint - Desert Concepts	General PW Maintenance - Desert	8,750.00
202218P	Professional Expense	SilverRock Park Venue WIFI and Ca	2,257.50
202222P	Professional Expense	Blackhawk Way School Crossing	4,617.50
AMEXE	American Express Misc Expenses	American Express Golf Tournamen	3,770.03
CONCERTE	Concert Expense	Master Account for all SRR Concert	8,117.00
CSA152E	CSA 152 Expenses	CSA 152 Project Tracking	13.00
IRONE	Ironman Expense	Ironman Event	13,632.70
STVRE	Short Term Vacation Rental Expense	Short Term Vacation Rental Trackir	17,703.51

**Project Account Summary**

<b>Project Account Key</b>	<b>Project Account Name</b>	<b>Project Name</b>	<b>Expense Amount</b>
TREEE	Tree Lighting Ceremony Expense	Tree Lighting Ceremony	1,402.50
VETSE	Veterans Day Ceremony Expense	Veterans Day Ceremony	4,543.63
	<b>Grand Total:</b>	<b>1,041,769.31</b>	

# Demand Register



City of La Quinta

Packet: APPKT03328 - 12/09/2022 JB

Vendor Name	Payment Number	Description (Item)	Account Name	Account Number	Amount
<b>Fund: 101 - GENERAL FUND</b>					
ANSAFONE CONTACT CENTERS	209593	10/24-11/20/22 - PM 10 ANSWERING SER...	PM 10 - Dust Control	101-7006-60146	137.25
UNITED WAY OF THE DESERT	209649	CONTRIBUTION	United Way Deductions	101-0000-20981	37.00
UNITED WAY OF THE DESERT	209649	CONTRIBUTION	United Way Deductions	101-0000-20981	37.00
WILLDAN	209656	09/2022- ONCALL TRAFFIC ENGINEERING ...	Contract Traffic Engineer	101-7006-60144	6,680.00
WILLDAN	209656	09/2022 - PW ONCALL PLAN CHECKING S...	Map/Plan Checking	101-7002-60183	525.00
CHARTER COMMUNICATIONS ...	209601	11/16-12/15/22 - FS #32 CABLE (8152)	Cable/Internet - Utilities	101-2002-61400	94.41
MODERNISM WEEK	209627	07/11/22 - MODERNISM SPONSORSHIP PL...	Community Experiences	101-3003-60149	5,000.00
MAYSELS, SUSAN MULLIN	209625	09/13-11/28/22 - CLERK'S OFFICE ASSIST...	Professional Services	101-1005-60103	2,677.50
SALAS, MICHAEL	209639	FY 22/23 ANNUAL WELLNESS DOLLARS M...	Annual Wellness Dollar Reimb...	101-1004-50252	200.00
ARVIZU, ERIKA	209594	FY 22/23 ANNUAL WELLNESS DOLLARS RE...	Annual Wellness Dollar Reimb...	101-1004-50252	200.00
CASH/PETTY CASH	209599	08/22/22 - LAFCO MEETING PARKING	Travel & Training	101-1001-60320	6.00
CASH/PETTY CASH	209599	09/07/22 - HEALTH FAIR DECOR/SUPPLIES	Employee Recognition Events	101-1004-60340	42.51
CASH/PETTY CASH	209599	08/23/22 - FY 22/23 PLANNER	Office Supplies	101-1004-60400	25.00
CASH/PETTY CASH	209599	08/25/22 - FY 22/23 PLANNERS	Office Supplies	101-1004-60400	50.00
CASH/PETTY CASH	209599	07/19/22 - 4 KEYS FOR COP GOLF CART	LQ Police Volunteers	101-2001-60109	23.71
CASH/PETTY CASH	209599	11/15/22 - BAGELS FOR CITIZENS ON PAT...	LQ Police Volunteers	101-2001-60109	18.00
CASH/PETTY CASH	209599	11/03/22 - BAGELS FOR CULTURAL CAMP...	Travel & Training	101-3001-60320	26.07
CASH/PETTY CASH	209599	11/02/22 - COFFEE FOR PLANNING MEETI...	Travel & Training	101-3001-60320	40.00
PATRICIA A REYNAN INC	209632	12/02/22 - TOT REFUND STVR #5 064567,...	TBID Due to VGPS	101-0000-20303	422.40
PATRICIA A REYNAN INC	209632	12/02/22 - TOT REFUND STVR #5 064567,...	TOT - Short Term Vac. Rentals	101-0000-41401	2,804.00
COACHELLA VALLEY CATERING...	209604	12/06/22 - CATERING FOR HOILDAY OPEN...	Community Special Events	101-1001-60137	3,817.11
BURNS, ALICE QUIROZ	209595	12/13/22 - CUPCAKES FOR EMPLOYEE EV...	Employee Recognition Events	101-1004-60340	345.00
FROSTY'S AIR CONDITIONING ...	209614	11/28/22 - SHELVES FOR SPORTS COMPLEX	Maintenance/Services	101-3008-60691	704.00
EISENHOWER OCCUPATIONAL...	209610	11/2022 - PRE EMPLOYMENT PHYSICALS	Recruiting/Pre-Employment	101-1004-60129	570.00
POWERS AWARDS INC	209633	12/01/22 - NAME PLATE/PLAQUE FOR D...	Operating Supplies	101-1002-60420	50.64
CACEO	209597	02/7/23 - WEBINAR G.DUCHENE	Travel & Training	101-6004-60320	36.00
CACEO	209597	03/2/23 - WEBINAR G.DUCHENE	Travel & Training	101-6004-60320	36.00
CACEO	209597	02/7/23 - WEBINAR B.RODRIGUEZ	Travel & Training	101-6004-60320	36.00
CACEO	209597	03/2/23 - WEBINAR B.RODRIGUEZ	Travel & Training	101-6004-60320	36.00
CACEO	209597	02/7/23 - WEBINAR C.GAMEZ	Travel & Training	101-6004-60320	36.00
CACEO	209597	03/2/23 - WEBINAR C.GAMEZ	Travel & Training	101-6004-60320	36.00
CACEO	209597	02/7/23 - WEBINAR P.VILLANUEVA	Travel & Training	101-6004-60320	36.00
CACEO	209597	3/2/23 - WEBINAR P.VILLANUEVA	Travel & Training	101-6004-60320	36.00
CACEO	209597	02/7/23 - WEBINAR M.SALAS	Travel & Training	101-6004-60320	36.00
CACEO	209597	03/2/23 - WEBINAR M.SALAS	Travel & Training	101-6004-60320	36.00
GILL, JASKARN	209615	11/01/22 - WELLNESS CENTER MEMBERSH..	Wellness Center Memberships	101-0000-42218	150.00
MAHON, EMILY	209624	11/23/22 - WELLNESS CENTER MEMBERSH..	Wellness Center Memberships	101-0000-42218	75.00
RUDY, LORI A	209638	12/01/22 - ESSENTIAL FITNESS CLASSES	Instructors	101-3002-60107	95.20
WILLIAMS, BILLEE	209657	12/01/22 - PILATES CLASS	Instructors	101-3002-60107	252.00
SHIRY, TERESA	209640	12/01/22 - BALLROOM BEGINNING CLASS...	Instructors	101-3002-60107	312.90
VIELHARBER, KAREN	209652	12/01/22 - GENTLE YOGA CLASSES	Instructors	101-3002-60107	246.40
HEWETT, ATSUKO YAMANE	209617	12/01/22 - TAI CHI YANG CLASSES	Instructors	101-3002-60107	347.20
NOVAK, JAN	209629	12/01/22 - PICKLEBALL 101 BEGINNER CL...	Instructors	101-3002-60107	800.00
VERITAS TECHNOLOGIES LLC	209650	11/25/22 - DATA BACK-UP FOR LASERFICHE	Professional Services	101-1005-60103	1,149.71
WELLNESS WORKS	209655	11/2022 - EAP SERVICES	Consultants/Employee Services	101-1004-60104	391.60
VINTAGE ASSOCIATES	209653	11/12-11/13/22 - EXTRA CIVIC PARK MAI...	Maintenance/Services	101-3005-60691	200.00
VINTAGE ASSOCIATES	209653	11/30/22 - TREES (4)	Materials/Supplies	101-3005-60431	1,235.00
CIVICPLUS, LLC	209602	11/25/22 - MUNICIPAL CODE ONLINE COD...	Professional Services	101-1005-60103	720.00
CMRTA	209603	01/01-12/31/23 - MEMBERSHIP DUES R.H...	Membership Dues	101-1006-60351	150.00
CACEO	209597	11/28/22 - MEMBERSHIP DUES C.GAMEZ	Membership Dues	101-6004-60351	100.00
CACEO	209597	11/28/22 - MEMBERSHIP DUES B.RODRIG...	Membership Dues	101-6004-60351	100.00
DESERT RECREATION DISTRICT	209608	10/2022 - FB POOL OPERATIONS & PROG...	Fritz Burns Pool Programming	101-3003-60184	12,885.10
SMITH PIPE & SUPPLY CO	209642	11/1/22 - IRRIGATION SUPPLIES FOR BEAR...	Materials/Supplies	101-3005-60431	329.89

**Demand Register**

Packet: APPKT03328 - 12/09/2022 JB

Vendor Name	Payment Number	Description (Item)	Account Name	Account Number	Amount
SOUTH COAST AIR QUALITY M...	209643	9/2/22- CH GEN ANNUAL RENEWAL FEES ...	Annual Permits/Inspections	101-3008-60196	937.52
SOUTH COAST AIR QUALITY M...	209643	FY 22/23 CH FLAT EMISSIONS FEE & LATE ...	Annual Permits/Inspections	101-3008-60196	159.44
ALPHA MEDIA LLC	209592	11/2022 - IRONMAN DIGITAL ADS	Community Experiences	101-3003-60149	2,666.67
ALPHA MEDIA LLC	209592	11/2022 - IRONMAN RADIO SPONSORSHIP...	Community Experiences	101-3003-60149	4,343.76
ALPHA MEDIA LLC	209592	11/2022 - IRONMAN DIGITAL BANNERS	Community Experiences	101-3003-60149	275.00
MERCHANTS BUILDING MAINT...	209626	11/15/22 - CH COVID 19 CLEANING	Janitorial	101-3008-60115	730.00
MERCHANTS BUILDING MAINT...	209626	07/01-09/01/22 - LQ PARK RESTROOM CL...	Janitorial	101-3008-60115	453.96
MERCHANTS BUILDING MAINT...	209626	10/23/21-6/30/22 - LQ PARK RESTROOM ...	Janitorial	101-3008-60115	1,271.08
VINTAGE E & S INC	209654	12/4/22 - SPORT COMPLEX PARKING LOT ...	Maintenance/Services	101-3005-60691	825.40
VINTAGE E & S INC	209654	12/4/22 - CIVIC PARK GFCI RECEPTACLES I...	Maintenance/Services	101-3005-60691	4,761.77
FEDEX	209612	11/14/22 - OVERNIGHT MAIL	Postage	101-1007-60470	25.98
FEDEX	209612	11/22/22 - OVERNIGHT MAIL	Postage	101-1007-60470	12.99
INTERWEST CONSULTING GR...	209622	10/2022 - INSPECTION SERVICES	Plan Checks	101-6003-60118	20,736.25
ESPINOZA, DAVID C.	209611	11/11/22 - CHAIRS FOR VETERANS DAY EV...	Community Experiences	101-3003-60149	475.00
ESPINOZA, DAVID C.	209611	12/2/22 - CHAIRS FOR TREE LIGHTING EV...	Community Experiences	101-3003-60149	345.00
IMPERIAL IRRIGATION DIST	209620	11/28/22 - ELECTRICITY SERVICE	Electricity - Utilities	101-2002-61101	658.77
IMPERIAL IRRIGATION DIST	209620	11/28/22 - ELECTRICITY SERVICE	Electric - Velasco Park - Utilities	101-3005-61111	14.00
IMPERIAL IRRIGATION DIST	209620	11/28/22 - ELECTRICITY SERVICE	Electricity - Utilities	101-3008-61101	361.53
IMPERIAL IRRIGATION DIST	209620	11/30/22 - ELECTRICITY SERVICE	Electricity - Utilities	101-2002-61101	1,364.20
IMPERIAL IRRIGATION DIST	209620	11/30/22 - ELECTRICITY SERVICE	Electric - Monticello Park - Utili...	101-3005-61102	13.50
IMPERIAL IRRIGATION DIST	209620	11/30/22 - ELECTRICITY SERVICE	Electric - Civic Center Park - Utili...	101-3005-61103	3,909.48
IMPERIAL IRRIGATION DIST	209620	11/30/22 - ELECTRICITY SERVICE	Electric - Fritz Burns Park - Utili...	101-3005-61105	1,470.86
IMPERIAL IRRIGATION DIST	209620	11/30/22 - ELECTRICITY SERVICE	Electric - Sports Complex - Utili...	101-3005-61106	5,277.17
IMPERIAL IRRIGATION DIST	209620	11/30/22 - ELECTRICITY SERVICE	Electric - Colonel Paige - Utiliti...	101-3005-61108	1,278.57
IMPERIAL IRRIGATION DIST	209620	11/30/22 - ELECTRICITY SERVICE	Electric - Community Park - Utili...	101-3005-61109	9,301.78
IMPERIAL IRRIGATION DIST	209620	11/30/22 - ELECTRICITY SERVICE	Electric - Adams Park - Utilities	101-3005-61110	39.83
IMPERIAL IRRIGATION DIST	209620	11/30/22 - ELECTRICITY SERVICE	Electric - Eisenhower Park - Utili...	101-3005-61113	18.84
IMPERIAL IRRIGATION DIST	209620	11/30/22 - ELECTRICITY SERVICE	Electric - Desert Pride - Utilities	101-3005-61114	13.84
IMPERIAL IRRIGATION DIST	209620	11/30/22 - ELECTRICITY SERVICE	Electricity - Utilities	101-3008-61101	13,926.48
COACHELLA VALLEY WATER DI...	209605	11/28/22 - WATER SERVICE	Water - Civic Center Park - Utili...	101-3005-61202	2,684.24
COACHELLA VALLEY WATER DI...	209605	11/28/22 - WATER SERVICE	Water -Community Park - Utiliti...	101-3005-61209	5,155.55
COACHELLA VALLEY WATER DI...	209605	11/30/22 - WATER SERVICE	Water -Pioneer Park - Utilities	101-3005-61207	835.96
COACHELLA VALLEY WATER DI...	209605	11/30/22 - WATER SERVICE	PM 10 - Dust Control	101-7006-60146	150.74
TRULY NOLEN INC	209647	07/01/22-06/30/23 - LQ PARK RODENT C...	Pest Control	101-3008-60116	228.00
TRULY NOLEN INC	209647	07/01/22-06/30/23 - FS #32 RODENT CON...	Pest Control	101-2002-60116	570.00
TRULY NOLEN INC	209647	07/01/22-06/30/23 - WC RODENT CONTR...	Pest Control	101-3008-60116	581.40
TRULY NOLEN INC	209647	07/01/22-06/30/23 - CH RODENT CONTR...	Pest Control	101-3008-60116	786.60
TRULY NOLEN INC	209647	07/01/22-06/30/23 - FS #70 RODENT CON...	Pest Control	101-2002-60116	570.00
TRULY NOLEN INC	209647	07/01/22-06/30/23 - FS #93 RODENT CON...	Pest Control	101-2002-60116	513.00
TRULY NOLEN INC	209647	07/01/22-06/30/23 - LQ PARK PEST CONT...	Pest Control	101-3008-60116	741.00
TRULY NOLEN INC	209647	07/01/22-06/30/23 - FS #32 PEST CONTR...	Pest Control	101-2002-60116	798.00
TRULY NOLEN INC	209647	7/1/22-6/30/23 - SPORTS COMPLEX PARK ...	Pest Control	101-3008-60116	391.40
TRULY NOLEN INC	209647	07/01/22-06/30/23 - WC PEST CONTROL	Pest Control	101-3008-60116	843.60
TRULY NOLEN INC	209647	07/01/22-06/30/23 - CH PEST CONTROL	Pest Control	101-3008-60116	946.20
TRULY NOLEN INC	209647	07/01/22-06/30/23 - FS #70 PEST CONTR...	Pest Control	101-2002-60116	820.80
TRULY NOLEN INC	209647	07/01/22-06/30/23 - FS #93 PEST CONTR...	Pest Control	101-2002-60116	752.40
TRULY NOLEN INC	209647	07/01/22-06/30/23 - PW YARD PEST CON...	Pest Control	101-3008-60116	570.00
TRULY NOLEN INC	209647	07/01/22-06/30/23 - FB PEST CONTROL	Pest Control	101-3008-60116	456.00
TRULY NOLEN INC	209647	07/01/22-06/30/23 - SRR PARK PEST CON...	Pest Control	101-3008-60116	855.00
BURRTEC WASTE & RECYCLING..	209596	11/10/22 - TRASH SERVICES FOR LQ ART C...	Professional Services	101-1002-60103	3,975.84
YOCKEY, JENNIFER LYNNE	209658	11/2022 STRETCHING & MEDIATION EMP...	Professional Services	101-1004-60103	600.00
RIVERSIDE ASSESSOR	209635	11/2022 - RECORDING FEES	Technical	101-6004-60108	20.00
RIVERSIDE ASSESSOR	209635	10/2022 - RECORDING FEES	Due to County Recorder	101-0000-20325	424.00
INTERWEST CONSULTING GR...	209622	10/2022 - ONCALL BUILDING & SAFETY PL...	Plan Checks	101-6003-60118	15,487.50
IMPERIAL IRRIGATION DIST	209620	11/28/22 - ELECTRICITY SERVICE	Electric - SilverRock Event Site -.	101-3005-61115	3,291.19
COACHELLA VALLEY WATER DI...	209605	11/28/22 - WATER SERVICE	Water - Utilities	101-2002-61200	181.96
COACHELLA VALLEY WATER DI...	209605	11/28/22 - WATER SERVICE	Water -Eisenhower Park - Utiliti...	101-3005-61203	246.75
COACHELLA VALLEY WATER DI...	209605	11/28/22 - WATER SERVICE	Water -Velasco Park - Utilities	101-3005-61205	285.32
COACHELLA VALLEY WATER DI...	209605	11/30/22 - WATER SERVICE	Water -Fritz Burns Park - Utiliti...	101-3005-61204	3,339.51
COACHELLA VALLEY WATER DI...	209605	11/30/22 - WATER SERVICE	Water - Utilities	101-3008-61200	598.43

**Demand Register**

Packet: APPKT03328 - 12/09/2022 JB

Vendor Name	Payment Number	Description (Item)	Account Name	Account Number	Amount
NEIGHBORS FOR NEIGHBORH...	209628	12/01/22 - POLITICAL SIGN DEP REFUND S...	Election Deposit	101-0000-22835	200.00
NEIGHBORS FOR NEIGHBORH...	209628	12/01/22 - POLITICAL SIGN DEP REFUND S...	Election Deposit	101-0000-22835	200.00
SYLK, ROBERT F.	209644	12/1/22 - POLITICAL SIGN DEP REFUND SA...	Election Deposit	101-0000-22835	200.00
CRH MANAGEMENT LLC	209606	11/21/22 GENERAL CONTRACTOR FEE RE...	Over Payments, AR Policy	101-0000-20330	50.00
A&C WINDOW AND DOOR SPE...	209590	11/29/22 - BUSINESS LIC REFUND LIC 768...	Over Payments, AR Policy	101-0000-20330	40.00
ROADPOST USA INC.	209636	11/23-12/22/22 - EOC SATELLITE PHONES	Mobile/Cell Phones/Satellites	101-2002-61304	173.01
HINDERLITER DE LLAMAS & AS...	209618	10/01/12/31/22 - SALES TAX/AUDIT SERVI...	Consultants	101-1006-60104	2,624.11
QUINN COMPANY	209634	11/29/22 - CH GENERATOR REPAIR	Machinery & Equipment	101-2002-80101	1,068.10
<b>Fund 101 - GENERAL FUND Total:</b>					<b>172,356.88</b>
<b>Fund: 201 - GAS TAX FUND</b>					
TOPS' N BARRICADES INC	209645	11/30/22 - TRAFFIC CONTROL SIGNS	Materials/Supplies	201-7003-60431	482.00
UNDERGROUND SERVICE ALERT	209648	12/01/2022 - DIG ALERT SERVICES	Materials/Supplies	201-7003-60431	52.00
IMPERIAL IRRIGATION DIST	209620	11/30/22 - ELECTRICITY SERVICE	Electricity - Utilities	201-7003-61101	834.25
<b>Fund 201 - GAS TAX FUND Total:</b>					<b>1,368.25</b>
<b>Fund: 202 - LIBRARY &amp; MUSEUM FUND</b>					
MERCHANTS BUILDING MAINT...	209626	11/14/22 - MUSEUM ENTRY BIO CLEANING	Janitorial	202-3006-60115	275.00
IMPERIAL IRRIGATION DIST	209620	11/28/22 - ELECTRICITY SERVICE	Electricity - Utilities	202-3004-61101	3,797.70
IMPERIAL IRRIGATION DIST	209620	11/30/22 - ELECTRICITY SERVICE	Electricity - Utilities	202-3006-61101	1,145.28
TRULY NOLEN INC	209647	07/01/22-06/30/23 - MUSEUM PEST CON...	Pest Control	202-3006-60116	592.80
TRULY NOLEN INC	209647	07/01/22-06/30/23 - LIBRARY PEST CONT...	Pest Control	202-3004-60116	843.60
PACIFIC WEST AIR CONDITION...	209630	11/03/22 - LIBRARY HVAC	HVAC	202-3004-60667	1,014.00
<b>Fund 202 - LIBRARY &amp; MUSEUM FUND Total:</b>					<b>7,668.38</b>
<b>Fund: 215 - LIGHTING &amp; LANDSCAPING FUND</b>					
JERNIGAN'S, INC	209623	11/21/22 - SAFTEY BOOTS L.REGALADO	Safety Gear	215-7004-60427	163.11
IMPERIAL IRRIGATION DIST	209620	11/28/22 - ELECTRICITY SERVICE	Electric - Utilities	215-7004-61116	589.70
IMPERIAL IRRIGATION DIST	209620	11/28/22 - ELECTRICITY SERVICE	Electric - Medians - Utilities	215-7004-61117	747.38
IMPERIAL IRRIGATION DIST	209620	11/30/22 - ELECTRICITY SERVICE	Electric - Utilities	215-7004-61116	6,378.84
IMPERIAL IRRIGATION DIST	209620	11/30/22 - ELECTRICITY SERVICE	Electric - Medians - Utilities	215-7004-61117	2,337.85
COACHELLA VALLEY WATER DI...	209605	11/28/22 - WATER SERVICE	Water - Medians - Utilities	215-7004-61211	9,125.29
COACHELLA VALLEY WATER DI...	209605	11/30/22 - WATER SERVICE	Water - Medians - Utilities	215-7004-61211	12,905.84
<b>Fund 215 - LIGHTING &amp; LANDSCAPING FUND Total:</b>					<b>32,248.01</b>
<b>Fund: 221 - AB 939 - CALRECYCLE FUND</b>					
ALPHA MEDIA LLC	209592	11/2022 - RECYCLE RADIO ADS 93.7 KCLB	AB 939 Recycling Solutions	221-0000-60127	1,790.52
ALPHA MEDIA LLC	209592	11/2022 - RECYCLE RADIO ADS MIX 100.5	AB 939 Recycling Solutions	221-0000-60127	1,781.82
<b>Fund 221 - AB 939 - CALRECYCLE FUND Total:</b>					<b>3,572.34</b>
<b>Fund: 235 - SO COAST AIR QUALITY FUND</b>					
IMPERIAL IRRIGATION DIST	209620	11/30/22 - ELECTRICITY SERVICE	Electricity - Utilities	235-0000-61101	1,178.63
<b>Fund 235 - SO COAST AIR QUALITY FUND Total:</b>					<b>1,178.63</b>
<b>Fund: 241 - HOUSING AUTHORITY</b>					
CAHA, BECKY	209598	11/2022 - HOUSING CONSULTANT SERVIC...	Professional Services	241-9101-60103	6,850.00
<b>Fund 241 - HOUSING AUTHORITY Total:</b>					<b>6,850.00</b>
<b>Fund: 270 - ART IN PUBLIC PLACES FUND</b>					
SIGNATURE SCULPTURE	209641	12/5/22 - DESERT LEGACY SCULPTURE RE...	APP Maintenance	270-0000-60683	2,250.00
POWERS AWARDS INC	209633	10/22/22 - NAME PLATES FOR APP	Art Purchases	270-0000-74800	126.61
<b>Fund 270 - ART IN PUBLIC PLACES FUND Total:</b>					<b>2,376.61</b>
<b>Fund: 401 - CAPITAL IMPROVEMENT PROGRAMS</b>					
HAMMEL, GREEN, AND ABRA...	209616	09/2022 - CULTURAL CAMPUS DESIGN	Design	401-0000-60185	17,230.00
HAMMEL, GREEN, AND ABRA...	209616	10/2022 - CULTURAL CAMPUS DESIGN	Design	401-0000-60185	17,230.00
DAVID EVANS AND ASSOCIATE...	209607	07/31-08/27/22 - 2016-03 TOPAZ STREET...	Design	401-0000-60185	472.40
DAVID EVANS AND ASSOCIATE...	209607	08/28-09/24/22 - 2016-03 TOPAZ STREET...	Design	401-0000-60185	2,916.88
VINTAGE E & S INC	209654	11/11/22 - X-PARK ONCALL ELECTRICAL S...	Construction	401-0000-60188	330.16
IMPERIAL IRRIGATION DIST	209621	12/08/22 - 2011-05 SHOO FLY	Construction	401-0000-60188	60,500.00
<b>Fund 401 - CAPITAL IMPROVEMENT PROGRAMS Total:</b>					<b>98,679.44</b>
<b>Fund: 501 - FACILITY &amp; FLEET REPLACEMENT</b>					
PARKHOUSE TIRE INC	209631	11/04/22 - WATER TRUCK TIRE REPAIR	Vehicle Repair & Maintenance	501-0000-60676	581.67
PARKHOUSE TIRE INC	209631	11/07/22 - TIRE DISPOSAL	Vehicle Repair & Maintenance	501-0000-60676	182.50
PARKHOUSE TIRE INC	209631	11/17/22 - CAT SKIPLOADER FLAT TIRE RE...	Vehicle Repair & Maintenance	501-0000-60676	295.00

**Demand Register**

Packet: APPKT03328 - 12/09/2022 JB

Vendor Name	Payment Number	Description (Item)	Account Name	Account Number	Amount
HWY 111 LA QUINTA CAR WA...	209619	10/2022 - CAR WASH SERVICES	Vehicle Repair & Maintenance	501-0000-60676	24.00
DURABLE COATING, INC.	209609	11/02/22 - BED LINERS FOR TRUCKS VINS ...	Parts, Accessories, and Upfits	501-0000-60675	1,616.25
DURABLE COATING, INC.	209609	11/16/22 - BED LINER FOR VIN 6783	Parts, Accessories, and Upfits	501-0000-60675	777.13
TOWER ENERGY GROUP	209646	11/01-11/15/22 - FUEL	Fuel & Oil	501-0000-60674	4,575.93
<b>Fund 501 - FACILITY &amp; FLEET REPLACEMENT Total:</b>					<b>8,052.48</b>
<b>Fund: 502 - INFORMATION TECHNOLOGY</b>					
CHARTER COMMUNICATIONS ...	209601	10/15-11/14/22 - WC CABLE (8105)	Cable/Internet - Utilities	502-0000-61400	154.52
CHARTER COMMUNICATIONS ...	209601	11/12-12/11/22 - CITY YARD CABLE (4080)	Cable/Internet - Utilities	502-0000-61400	81.70
ACORN TECHNOLOGY SERVICES	209591	10/2022 - TRAFFIC SERVER MAINTENANCE	Consultants	502-0000-60104	765.00
ACORN TECHNOLOGY SERVICES	209591	10/2022 - IT SERVICES	Consultants	502-0000-60104	26,325.00
ACORN TECHNOLOGY SERVICES	209591	10/2022 - SHADOW PROTECT LICENSES (4)	Consultants	502-0000-60104	954.00
VERIZON WIRELESS	209651	10/02-11/01/22 - BACKUP SERVER (2183)	Cable/Internet - Utilities	502-0000-61400	66.17
VERIZON WIRELESS	209651	10/02-11/01/22 - CITY IPADS (5587)	Cell/Mobile Phones	502-0000-61301	1,153.22
VERIZON WIRELESS	209651	10/02-11/01/22 - CITY CELL SVC (5496)	Cell/Mobile Phones	502-0000-61301	3,034.83
CDW GOVERNMENT INC	209600	10/20/22 - ADOBE PRO SOFTWARE J.NELS...	Software Licenses	502-0000-60301	490.50
FRONTIER COMMUNICATIONS...	209613	11/12-12/11/22 - X-PARK INTERNET	Cable/Internet - Utilities	502-0000-61400	904.07
<b>Fund 502 - INFORMATION TECHNOLOGY Total:</b>					<b>33,929.01</b>
<b>Fund: 601 - SILVERROCK RESORT</b>					
ROTO ROOTER PLUMBERS INC	209637	11/3/22 - PUMP 6000 GALLONS FROM SRR..	Repair & Maintenance	601-0000-60660	2,100.00
ROTO ROOTER PLUMBERS INC	209637	11/9/22 - PUMP 5000 GALLONS SRR SEPTI...	Repair & Maintenance	601-0000-60660	2,014.00
ROTO ROOTER PLUMBERS INC	209637	11/16/22 - PUMP 1000 GALLONS SRR SEPT..	Repair & Maintenance	601-0000-60660	350.00
VINTAGE E & S INC	209654	10/25/22 - SRR CLUBHOUSE ELECTRICAL S...	Repair & Maintenance	601-0000-60660	781.24
<b>Fund 601 - SILVERROCK RESORT Total:</b>					<b>5,245.24</b>
<b>Grand Total:</b>					<b>373,525.27</b>



**Fund Summary**

Fund	Expense Amount
101 - GENERAL FUND	172,356.88
201 - GAS TAX FUND	1,368.25
202 - LIBRARY & MUSEUM FUND	7,668.38
215 - LIGHTING & LANDSCAPING FUND	32,248.01
221 - AB 939 - CALRECYCLE FUND	3,572.34
235 - SO COAST AIR QUALITY FUND	1,178.63
241 - HOUSING AUTHORITY	6,850.00
270 - ART IN PUBLIC PLACES FUND	2,376.61
401 - CAPITAL IMPROVEMENT PROGRAMS	98,679.44
501 - FACILITY & FLEET REPLACEMENT	8,052.48
502 - INFORMATION TECHNOLOGY	33,929.01
601 - SILVERROCK RESORT	5,245.24
<b>Grand Total:</b>	<b>373,525.27</b>

**Account Summary**

Account Number	Account Name	Expense Amount
101-0000-20303	TBID Due to VGPS	422.40
101-0000-20325	Due to County Recorder	424.00
101-0000-20330	Over Payments, AR Policy	90.00
101-0000-20981	United Way Deductions	74.00
101-0000-22835	Election Deposit	600.00
101-0000-41401	TOT - Short Term Vac. Ren...	2,804.00
101-0000-42218	Wellness Center Member...	225.00
101-1001-60137	Community Special Events	3,817.11
101-1001-60320	Travel & Training	6.00
101-1002-60103	Professional Services	3,975.84
101-1002-60420	Operating Supplies	50.64
101-1004-50252	Annual Wellness Dollar Re...	400.00
101-1004-60103	Professional Services	600.00
101-1004-60104	Consultants/Employee Se...	391.60
101-1004-60129	Recruiting/Pre-Employe...	570.00
101-1004-60340	Employee Recognition Ev...	387.51
101-1004-60400	Office Supplies	75.00
101-1005-60103	Professional Services	4,547.21
101-1006-60104	Consultants	2,624.11
101-1006-60351	Membership Dues	150.00
101-1007-60470	Postage	38.97
101-2001-60109	LQ Police Volunteers	41.71
101-2002-60116	Pest Control	4,024.20
101-2002-61101	Electricity - Utilities	2,022.97
101-2002-61200	Water - Utilities	181.96
101-2002-61304	Mobile/Cell Phones/Satell...	173.01
101-2002-61400	Cable/Internet - Utilities	94.41
101-2002-80101	Machinery & Equipment	1,068.10
101-3001-60320	Travel & Training	66.07
101-3002-60107	Instructors	2,053.70
101-3003-60149	Community Experiences	13,105.43
101-3003-60184	Fritz Burns Pool Program...	12,885.10
101-3005-60431	Materials/Supplies	1,564.89
101-3005-60691	Maintenance/Services	5,787.17
101-3005-61102	Electric - Monticello Park -...	13.50
101-3005-61103	Electric - Civic Center Park...	3,909.48
101-3005-61105	Electric - Fritz Burns Park -...	1,470.86
101-3005-61106	Electric - Sports Complex -...	5,277.17
101-3005-61108	Electric - Colonel Paige - U...	1,278.57
101-3005-61109	Electric - Community Park ...	9,301.78
101-3005-61110	Electric - Adams Park - Util...	39.83
101-3005-61111	Electric - Velasco Park - Uti..	14.00
101-3005-61113	Electric - Eisenhower Park ..	18.84

**Account Summary**

<b>Account Number</b>	<b>Account Name</b>	<b>Expense Amount</b>
101-3005-61114	Electric - Desert Pride - Uti...	13.84
101-3005-61115	Electric - SilverRock Event...	3,291.19
101-3005-61202	Water - Civic Center Park -...	2,684.24
101-3005-61203	Water -Eisenhower Park - ...	246.75
101-3005-61204	Water -Fritz Burns Park - ...	3,339.51
101-3005-61205	Water -Velasco Park - Utili...	285.32
101-3005-61207	Water -Pioneer Park - Utili...	835.96
101-3005-61209	Water -Community Park -...	5,155.55
101-3008-60115	Janitorial	2,455.04
101-3008-60116	Pest Control	6,399.20
101-3008-60196	Annual Permits/Inspectio...	1,096.96
101-3008-60691	Maintenance/Services	704.00
101-3008-61101	Electricity - Utilities	14,288.01
101-3008-61200	Water - Utilities	598.43
101-6003-60118	Plan Checks	36,223.75
101-6004-60108	Technical	20.00
101-6004-60320	Travel & Training	360.00
101-6004-60351	Membership Dues	200.00
101-7002-60183	Map/Plan Checking	525.00
101-7006-60144	Contract Traffic Engineer	6,680.00
101-7006-60146	PM 10 - Dust Control	287.99
201-7003-60431	Materials/Supplies	534.00
201-7003-61101	Electricity - Utilities	834.25
202-3004-60116	Pest Control	843.60
202-3004-60667	HVAC	1,014.00
202-3004-61101	Electricity - Utilities	3,797.70
202-3006-60115	Janitorial	275.00
202-3006-60116	Pest Control	592.80
202-3006-61101	Electricity - Utilities	1,145.28
215-7004-60427	Safety Gear	163.11
215-7004-61116	Electric - Utilities	6,968.54
215-7004-61117	Electric - Medians - Utiliti...	3,085.23
215-7004-61211	Water - Medians - Utilities	22,031.13
221-0000-60127	AB 939 Recycling Solutions	3,572.34
235-0000-61101	Electricity - Utilities	1,178.63
241-9101-60103	Professional Services	6,850.00
270-0000-60683	APP Maintenance	2,250.00
270-0000-74800	Art Purchases	126.61
401-0000-60185	Design	37,849.28
401-0000-60188	Construction	60,830.16
501-0000-60674	Fuel & Oil	4,575.93
501-0000-60675	Parts, Accessories, and Up...	2,393.38
501-0000-60676	Vehicle Repair & Mainte...	1,083.17
502-0000-60104	Consultants	28,044.00
502-0000-60301	Software Licenses	490.50
502-0000-61301	Cell/Mobile Phones	4,188.05
502-0000-61400	Cable/Internet - Utilities	1,206.46
601-0000-60660	Repair & Maintenance	5,245.24
	<b>Grand Total:</b>	<b>373,525.27</b>

**Project Account Summary**

<b>Project Account Key</b>	<b>Project Account Name</b>	<b>Project Name</b>	<b>Expense Amount</b>
**None**	**None**	**None**	262,034.56
111205CT	Construction Expense	Dune Palms Bridge Imp/BRLKS-543	60,500.00
151609CT	Construction Expense	La Quinta X Park	330.16
201603D	Design Expense	La Quinta Landscape Renovation Ir	3,389.28
201901D	Design Expense	Village Art Plaza Promenade & Cult	34,460.00
CORONANR	Corona Non Reimbursable	Corona Virus Emergency Response	730.00

**Project Account Summary**

<b>Project Account Key</b>	<b>Project Account Name</b>	<b>Project Name</b>	<b>Expense Amount</b>
IRONE	Ironman Expense	Ironman Event	7,285.43
LQACE	La Quinta Art Celebration - Expense	La Quinta Art Celebration	3,975.84
TREEE	Tree Lighting Ceremony Expense	Tree Lighting Ceremony	345.00
VETSE	Veterans Day Ceremony Expense	Veterans Day Ceremony	475.00
	<b>Grand Total:</b>	<b>373,525.27</b>	

[Click Here to Return to Agenda](#)

# City of La Quinta

## Bank Transactions 11/21 – 12/9/2022

---

### Wire Transaction

Listed below are the wire transfers from 11/21 – 12/9/2022.

Wire Transfers:

11/21/2022 - WIRE TRANSFER - COLONIAL LIFE	\$5,763.33
11/23/2022 - WIRE TRANSFER - AMERITAS LIFE	\$89.66
11/23/2022 - WIRE TRANSFER - AMERITAS LIFE	\$414.96
11/23/2022 - WIRE TRANSFER - AMERITAS LIFE	\$1,972.12
11/23/2022 - WIRE TRANSFER - AMERITAS LIFE	\$12,681.96
11/25/2022 - WIRE TRANSFER - CALPERS	\$5,183.26
11/25/2022 - WIRE TRANSFER - CALPERS	\$14,916.86
11/25/2022 - WIRE TRANSFER - CALPERS	\$23,068.54
11/25/2022 - WIRE TRANSFER - LQCEA	\$423.00
11/25/2022 - WIRE TRANSFER - ICMA	\$4,606.83
11/29/2022 - WIRE TRANSFER - STERLING HEALTH	\$1,325.30
12/01/2022 - WIRE TRANSFER - MIDAMERICA	\$14,817.53
12/08/2022 - WIRE TRANSFER - CALPERS	\$119,210.33
12/08/2022 - WIRE TRANSFER - LANDMARK	\$232,801.41
12/09/2022 - WIRE TRANSFER - LQCEA	\$423.00
12/09/2022 - WIRE TRANSFER - ICMA	\$20,374.16
TOTAL WIRE TRANSFERS OUT	<u>\$458,072.25</u>

[Click Here to Return to Agenda](#)

# City of La Quinta

CITY COUNCIL MEETING: December 20, 2022

## STAFF REPORT

**AGENDA TITLE:** RECEIVE AND FILE FISCAL YEAR 2021/22 GENERAL FUND YEAR-END BUDGET REPORT AND APPROVE THE AMENDED BUDGET CARRYOVERS

### RECOMMENDATION

Receive and file Fiscal Year 2021/22 General Fund Year-End Budget Report and approve the amended budget carryovers from 2021/22 to 2022/23.

### EXECUTIVE SUMMARY

- After closing the prior fiscal year, Finance presents a year-end summary that compares the final budget to actual transactions.
- Revenue was nearly \$7.7 million higher than budgeted.
- Expenditures (including approved carryovers from 2020/21 into 2021/22) were \$37.1 million under budget. Of these savings, approximately \$31.9 million will be carried over to 2022/23 for General Fund capital improvements and operations, and \$226,385 was allocated to Measure G reserves for net savings of \$5.1 million.

### FISCAL IMPACT

Amended budget carryovers from 2021/22 to 2022/23 total \$32,973,647 for all Funds and are funded with budgetary savings from 2021/22.

<b>CARRYOVER TOTALS BY FUND</b>	<b>ESTIMATED</b>	<b>REVISED</b>
General Fund (101) - Operating	\$ 1,404,100	\$ 1,209,100
General Fund (101) - Capital Improvements	\$ 15,000,000	\$ 30,761,847
Lighting & Landscape Fund (215)	\$ 300,000	\$ 157,000
RDA Low-Mod Housing Fund (243)	\$ -	\$ 55,000
Housing Grants Fund (244)	\$ -	\$ 90,000
Art in Public Places Fund (270)	\$ 24,000	\$ 36,700
Facility and Fleet Replacement Fund (501)	\$ 335,000	\$ 344,000
Information Technology Fund (502)	\$ 100,000	\$ 100,000
Park Equipment & Facility Fund (503)	\$ 90,000	\$ 200,000
SilverRock Resort Fund (601)	\$ -	\$ 20,000
<b>OVERS BY FUND</b>	<b>\$ 17,253,100</b>	<b>\$ 32,973,647</b>

## **BACKGROUND/ANALYSIS**

The Fiscal Year 2021/22 General Fund Year-End Budget Report (Report) focuses on the General Fund. Revenues were over budget by \$7,723,190 mostly due to tax revenues.

Overall, most department expenditures were under budget with total savings of \$37,106,393. Of these savings, \$31,970,947 will be carried over to 2022/23 for multi-year capital projects and operations.

Revenues, expenditures, carryovers, reserve balances, and a year-over-year comparison are discussed in the Fiscal Year 2021/22 General Fund Year-End Budget Report (Attachment 1).

## **ALTERNATIVES**

Council may request additional information regarding this report before approving the recommended amended budget carryovers.

Prepared by: Claudia Martinez, Finance Director

Approved by: Jon McMillen, City Manager

Attachment: 1. Fiscal Year 2021/22 General Fund Year-End Budget Report





## FISCAL YEAR 2021/22 GENERAL FUND YEAR-END BUDGET REPORT

### OVERVIEW

The City oversees multiple sources of funds which are reported in the Annual Comprehensive Financial Report (ACFR) issued annually and presented at a public meeting shortly thereafter. This Fiscal Year 2021/22 Budget Report (Report) focuses on the General Fund and summarizes the overall financial activities of fiscal year (FY) 2021/22 and the City’s financial position through June 30, 2022.

The chart below provides a summary comparison of the FY 2021/22 final budget versus actual revenues and expenses.

General Fund	2021/22 Final Budget	2021/22 Actuals	Variance
<b>Operational Revenues</b>	72,377,532	80,100,722 *	7,723,190
Capital/Operational Carryovers	14,640,959	14,640,959	-
Measure G Reserves	7,468,061	7,468,061	-
CIP Savings/Use of Reserves	10,123,350	10,123,350	-
<b>Total Revenues</b>	<b>104,609,902</b>	<b>112,333,092</b>	<b>7,723,190</b>
<b>Operational/CIP Expenses</b>			
Multi-Year Capital Improvements	35,491,882	4,415,303	(31,076,579)
Operational	53,448,766	47,418,952 *	(6,029,814)
<b>Expenses Before Carryovers</b>	<b>88,940,648</b>	<b>51,834,255</b>	<b>(37,106,393)</b>
<b>Plus Carryovers to 2022/23</b>			
Multi-Year Capital Improvements		30,761,847	30,761,847
Operational		1,209,100	1,209,100
<b>Adjusted Expenditures</b>	<b>88,940,648</b>	<b>83,805,202</b>	<b>(5,135,446)</b>
Plus Measure G Reserves	3,578,644	226,385	(3,352,259)
<b>Total Expenditures</b>	<b>92,519,292</b>	<b>84,031,587</b>	<b>(8,487,705)</b>
<b>Surplus/(Deficit) After Carryovers</b>	<b>12,090,610</b>	<b>28,301,505</b>	<b>16,210,895</b>

\*Reduced by non-cash transactions described in the 2021/22 Year-End Budget Report

The General Fund is fiscally resilient, with strong reserves, revenues exceeding budgetary projections, and expenditure savings. Moving forward, supporting the economic health and safety of the community and employees remains a high priority in the decision-making process for the City. As the City continues to remain fiscally strong, staff will closely monitor economic conditions as we face ongoing inflationary pressures and will make recommendations as necessary.

Operational revenues were \$7,723,190 over budget, and expenses after adjustments, carryovers, and reserve savings were \$8,487,705 under budget resulting in a budget surplus of \$16,210,895. Measure G Reserves and Use of Assigned Reserves in the amount of \$14,936,122 is being used to fund the Highway Bridge Program advanced construction funding for the Dune Palms Bridge project.

### REVENUE VARIANCES

As detailed in Exhibit A and summarized on the chart below, most General Fund revenues experienced positive variances when compared to the final budget.

General Fund Revenues	2021/22 Final Budget	2021/22 Actuals	Variance	% Variance
Tax Revenue	58,047,000	63,010,284	4,963,284	9%
Licenses & Permits	3,572,000	4,521,424	949,424	27%
Intergovernmental	8,099,422	8,636,751	537,329	7%
Charges for Services	876,010	1,625,339	749,329	86%
Fines, Forfeitures & Abatements	609,000	657,589	48,589	8%
Use of Money & Property	545,000	(2,876,934)	(3,421,934)	-628%
Miscellaneous/Transfers In	629,100	1,049,059	419,959	67%
<b>Total Revenues</b>	<b>72,377,532</b>	<b>76,623,512</b>	<b>4,245,980</b>	<b>6%</b>
<b>Non-Cash Adjustments</b>				
Investments Fair Market Value Adjustment		3,964,823	3,964,823	
RDA Loan Interest Earned, Extraordinary Gain		(487,613)	(487,613)	
		3,477,210	3,477,210	
<b>Total Adjusted Revenues</b>	<b>72,377,532</b>	<b>80,100,722</b>	<b>7,723,190</b>	

- Taxes represent 82% of all General Fund revenues and include the three largest funding sources for the City – sales taxes \$28,204,906, transient occupancy taxes (TOT) \$17,055,601, and property taxes \$9,674,674. Combined, these top three revenues account for \$54,935,181 or 87% of all taxes.
- Licenses and permits continued to overperform as a result of new housing projects accelerating as residential and commercial property values rise. In addition, lumber prices have decreased from prior year highs which has resulted in additional demand for projects.
- Use of Money and Property includes the annual fair market value adjustment to the City’s investments. In FY 2021/22 the portfolio holdings were valued less than book value due to market conditions, therefore a negative adjustment in the amount of \$3,964,823 was recorded. The City’s investments have a five-year horizon with laddered maturities. The City has worked diligently to leverage highly restricted investments under volatile market conditions. On June 30, 2021, the

portfolio was earning a 0.95% rate of return and on June 30, 2022 the return was 0.79%.

- Miscellaneous and Transfers In revenue includes \$487,613 to record the annual former Redevelopment Agency loan repayment interest earned in FY 2021/22. The loan repayments are structured to pay all principal first, then interest. Each year the City records the payment received and interest earned in accordance with the State Department of Finance approved loan repayment schedule. This amount is also reduced from revenues as an adjustment because it is earned, but not received until a future date.

### EXPENSE VARIANCES

General Fund expenses are summarized in the chart below by department, and details by department and expense category are located in Exhibit B. Overall, despite inflationary impacts on the economy, most departments remained within budget. Savings were derived from the prudent management of contract and professional services, as well as salary and benefits savings from vacant positions.

General Fund Expenditures	2021/22 Final Budget	2021/22 Actuals	Variance	Carryovers to 2022/23
City Council	302,200	251,153	(51,047)	-
City Manager	1,096,000	796,578	(299,422)	-
City Attorney	796,000	370,189	(425,811)	-
Human Resources	411,000	269,015	(141,985)	53,700
City Clerk	667,200	586,861	(80,339)	-
Finance	1,444,100	1,241,161	(202,939)	-
Centralized Services	41,547,054	9,738,291	(31,808,763)	30,961,847
Police	17,865,100	16,868,265	(996,835)	22,900
Fire	8,582,275	8,008,530	(573,745)	443,100
Community Resources Admin.	888,500	661,768	(226,732)	-
Wellness Center Operations	677,900	612,277	(65,623)	-
Recreational Programs & Events	1,078,300	640,734	(437,566)	240,000
Parks Maintenance	2,656,900	2,445,674	(211,226)	14,000
Marketing & Community Relations	1,540,900	1,389,343	(151,557)	10,000
Public Buildings	1,378,700	1,374,563	(4,137)	-
Design & Development Admin.	746,200	816,867	70,667	-
Planning	748,600	559,340	(189,260)	-
Building	1,094,800	960,672	(134,128)	-
Code Compliance/Animal Control	1,559,320	1,312,923	(246,397)	-
The Hub	1,066,000	834,387	(231,613)	-
Public Works Administration	739,900	535,839	(204,061)	-
Public Works Dev. Services	448,200	374,998	(73,202)	-
Streets	503,600	426,354	(77,246)	-
Engineering Services	1,101,900	758,472	(343,428)	225,400
<b>Total Operating/CIP Expenditures</b>	<b>88,940,648</b>	<b>51,834,255</b>	<b>(37,106,393)</b>	<b>31,970,947</b>
	<b>Estimated</b>	<b>Actual</b>	<b>Variance</b>	
<i>Carryovers to 2022/23</i>				
Capital Improvements	-	30,761,847	30,761,847	
Operational	-	1,209,100	1,209,100	
<b>Total Carryovers</b>	<b>-</b>	<b>31,970,947</b>	<b>31,970,947</b>	
<b>Adjusted Expenditures before Reserves</b>	<b>88,940,648</b>	<b>83,805,203</b>	<b>(5,135,446)</b>	
<i>Plus Measure G Reserves</i>	3,578,644	226,385	(3,352,259)	
<b>Total Adjusted Expenses</b>	<b>92,519,292</b>	<b>84,031,588</b>	<b>(8,487,705)</b>	

- Centralized Services (CS) represents the largest budget variance in the amount of \$31.8 million. CS captures citywide expenses such as pension liabilities, retiree medical benefits, and transfers out to other funds such as the Gas Tax Fund for street improvements, Lighting and Landscape Fund, SilverRock Golf Course Fund, Public Safety Fund, Economic Development Fund and the Capital Improvement Project Fund. This department also has the greatest amount of carryovers to FY 2022/23 to fund multi-year capital improvement projects in the amount of \$30,961,847 as detailed in Exhibit C, which is largely attributed to the one-time advance funding for the Dune Palms Bridge project. The majority of capital improvement carryover funding (\$16,788,709 or 55%) is provided from Measure G sales tax revenue.
- To ensure funds are available for critical services such as Police and Fire, the City budget incorporates the rates originally disclosed by the County. FY 2021/22 savings are derived from enhancing and modifying resources post pandemic.
  - For Police services, savings of \$996,835 were a result of prudent management of contract service costs, along with carryovers totaling \$22,900 for vehicle equipment upgrades.
  - For Fire services, savings of \$573,745 include \$443,100 for vehicle equipment upgrades and emergency operations center equipment which are being carried over to FY 2022/23, the remaining \$130,645 were the result of prudent management of contract service costs.
- The Recreational Programs and Events savings of \$437,566 were a result of postponed citywide events combined with reduced staffing including carryovers totaling \$240,000.
- The Design and Development Administration department had an overage of \$70,667 due to additional staffing needed due to vacancies and an unanticipated increase in credit card fees.
- The Engineering Services department savings of \$343,428 were derived from contract service savings and La Quinta's share of the CVAG Art & Music Line in the amount of \$225,400 which is being carried over to FY 2022/23.

Operational carryovers, detailed in Exhibit D, from FY 2021/22 to FY 2022/23 decreased by \$195,000 from the original anticipated amount of \$1,404,100 to \$1,209,100. Carryovers allow for operational flexibility due to the unforeseen impacts of inflation brought on by supply chain issues, increased consumer demand, and interest rate fluctuations.

Funds not being carried over are recognized as Unassigned Reserve Fund balance in the General Fund. CIP revenue commitments are reflected in assigned reserves and operational carryovers are noted in committed reserves.

### **RESERVES**

The chart below depicts reserve balances by category and the value change from June 30, 2021 to June 30, 2022. These reserve balances reflect the financial health of the City at fiscal-year end.

<b>Reserve/Fund Balance</b>	<b>As of June 30, 2021</b>	<b>As of June 30, 2022</b>	<b>Change in Value</b>
<b>Non-Spendable</b>			
Prepaid Costs	25,246	46,990	21,744
Land Held for Resale	5,403,652	5,403,652	-
Advances to Other Funds	-	-	-
Due from Other Governments	24,070,622	21,915,347	(2,155,275)
<b>Total Non-Spendable</b>	<b>29,499,520</b>	<b>27,365,989</b>	<b>(2,133,531)</b>
<b>Restricted</b>			
Pension Trust	11,381,922	10,137,888	(1,244,034)
<b>Committed</b>			
Operational Carryovers	1,209,870	1,209,100	(770)
Cash Flow Reserve	5,000,000	5,000,000	-
Natural Disaster Reserve	10,000,000	10,000,000	-
Economic Disaster	11,000,000	11,000,000	-
Capital Replacement Reserve	10,000,000	10,000,000	-
<b>Total Committed</b>	<b>37,209,870</b>	<b>37,209,100</b>	<b>(770)</b>
<b>Assigned</b>			
Public Safety Fire Services	11,423,931	11,183,821	(240,110)
Measure G Sales Tax	15,128,658	15,355,043	226,385
Capital Projects	13,431,089	30,761,847	17,330,758
<b>Total Assigned</b>	<b>39,983,678</b>	<b>57,300,711</b>	<b>17,317,033</b>
<b>Unassigned</b>	<b>24,241,566</b>	<b>33,848,080</b>	<b>9,606,514</b>
<b>TOTAL FUND BALANCE</b>	<b>142,316,556</b>	<b>165,861,768</b>	<b>23,545,212</b>

- **Non-spendable balance** decreased by a total of \$2,133,531 and included a slight increase in prepaid costs. The FY 2021/22 Redevelopment Agency loan repayment of \$2,642,888 and interest

earnings of \$487,613 resulted in a decrease of \$2,155,275 in Due from Other Governments.

- The Due from Other Governments balance of \$21,915,347 represents the principal (\$10,428,388) and interest (\$11,486,959) owed to the General Fund (80% of total loan repayments). Non-spendable reserves cannot be used to fund ongoing operations and primarily represent commitments due to the General Fund.
- **Restricted reserves** are limited to funds held in a Section 115 Pension Trust set aside to fund the City's pension obligations. The trust balance resulted in a decrease in total value of \$1,244,034 due to financial market conditions.
- **Committed reserves** decreased by \$770 due to operational carryovers as detailed in Exhibit D.

At this time, all four of the City's reserve categories (Natural Disaster, Economic Disaster, Cash Flow and Capital Replacement) are fully funded to policy targets. The Finance department in conjunction with the Financial Advisory Commission are currently reviewing the Reserve Policy to update target levels which will be presented to Council during the FY 2022/23 Mid-Year Budget report.

- An increase of \$17.3 million in **assigned reserves** was primarily due to multi-year capital improvement project funding of \$17,330,758, which includes the one-time advance funding for the Dune Palms Bridge project.

The 2022/23 Mid-Year Budget report will be presented to Council by March of 2023. The Mid-Year Budget Report may include funding options for Council to consider an allocation of unassigned reserves into Restricted or Committed reserve categories based on recommendations from the Reserve Policy update, as well as options for paying down the unfunded pension liability. In addition, staff will continue to monitor current economic impacts and operating expenses and request additional reserve funding if necessary.

## MEASURE G SUMMARY

The Financial Advisory Commission oversees and audits the use of Measure G sales tax revenues and prepares the annual Measure G Sales Tax Oversight Report. The summary below provides a preview of the revenues and expenditures to date. The Measure G reserve balance ended the fiscal year at \$15,355,043.

MEASURE G REVENUES AND USES SUMMARY					
Fiscal Year (FY)					
REVENUES					
2016/17	Actual	\$	1,462,650		
2017/18	Actual		9,967,657		
2018/19	Actual		10,958,118		
2019/20	Actual		10,310,526		
2020/21	Actual		12,594,389		
2021/22	Actual		15,615,802		
<b>TOTAL</b>			<b>\$</b>	<b>60,909,142</b>	
MEASURE G USES					
Fiscal Year	Project Description	Operational	Capital	Reserves	Total by Year
2016/17	Eisenhower Dr. Retention Basin		750,000		
	X-Park Funding		712,650	-	1,462,650
2017/18	Public Safety Fund	300,000			
	North La Quinta Landscape Improvements		1,802,576		
	Citywide Drainage Enhancements		2,407,373		
	La Quinta Village Road Diet Project		1,972,158		
	X-Park Funding		147,350		
	Alongi Building Improvements		800,000		
	SilverRock Event Site		321,900		
	SilverRock Event Site		244,700		
	Alongi Building at SilverRock Event Site		160,000		
	SilverRock Event Site		290,000		
	SilverRock Event Site Retention Basin		10,000		
	SilverRock Event Site Retention Basin		427,250		
	Measure G Reserves 2017/18			1,084,350	9,967,657
2018/19	Public Safety Fund	850,000			
	Public Safety Contract Services	2,100,000			
	Citywide Drainage Enhancements		194,730		
	North La Quinta Landscape Improvements		2,129,613		
	SilverRock Event Site		1,300,000		
	Measure G Reserves 2018/19			4,383,775	10,958,118
2019/20	Public Safety Contract Services	2,750,000			
	Corporate Yard Administration/Crew Quarters		411,013		
	Highway 111 Corridor Improvements		1,000,000		
	North La Quinta Landscape Improvements		3,703,369		
	Village Art Plaza Promenade		310,000		
	Measure G Reserves 2019/20			2,136,144	10,310,526
2020/21	Public Safety Contract Services	4,545,000			
	X-Park Landscaping		275,000		
	Highway 111 Corridor Improvements		250,000		
	Measure G Reserves 2020/21			7,524,389	12,594,389
2021/22	Public Safety Contract Services	5,163,000			
	Landscape Renovation Improvements		1,408,356		
	Highway 111 Corridor Improvements		1,000,000		
	Fritz Burns Park Improvements		350,000		
	Allocate Advance Bridge Funding		7,468,061		
	Measure G Reserves 2021/22			226,385	15,615,802
<b>TOTAL</b>		<b>\$ 15,708,000</b>	<b>\$ 29,846,099</b>	<b>\$ 15,355,043</b>	<b>\$ 60,909,142</b>
		<b>26%</b>	<b>49%</b>	<b>25%</b>	



The FY 2021/22 Year-End Budget Report provides the City Council and residents with an overview of significant variances and reflects the City's commitment to fiscal discipline and transparency. As impacts from the uncertainties of the economy are ever-changing, the City will need to continue to make fiscally responsible and strategic decisions to address the financial challenges ahead.

---

Questions regarding this report may be directed to the Finance Department by calling 760-777-7150 or by email at [finance@laquintaca.gov](mailto:finance@laquintaca.gov).





	2020/21 Actuals	2021/22 Original Budget	2021/22 Final Budget	2021/22 Actuals
<b>101 - GENERAL FUND</b>				
<b>310 - Tax Revenues</b>				
101-0000-40310	Property Tax Revenue	2,578,492	2,605,000	2,741,127
101-0000-40311	No-Low City Property Tax	4,769,373	4,706,000	4,805,049
101-0000-40315	RPTTF Pass Through	1,884,546	1,616,000	2,128,498
101-0000-41320	State Sales Tax	10,729,160	10,000,000	12,589,104
101-0000-41326	Measure G Sales Tax	12,594,389	11,500,000	15,615,802
101-0000-41327	Document Transfer Tax	1,568,997	750,000	1,352,585
101-0000-41400	TOT - Hotels	4,545,117	5,000,000	9,448,099
101-0000-41401	TOT - Short Term Vac. Rentals	6,213,353	3,000,000	7,144,654
101-0000-41402	TOT - Bed and Breakfast	69,987	90,000	104,426
101-0000-41416	TOT - Resort Fees	243,520	250,000	358,422
101-0000-41505	Franchise Taxes - Burrtec	894,559	785,000	966,467
101-0000-41508	Southern California Gas Franchise	173,961	140,000	206,498
101-0000-41509	Cable Television Franchise Fee	644,058	650,000	676,143
101-0000-41510	Communications Franchise Fees	229,886	250,000	210,081
101-0000-41800	Property Tax in Lieu of VLF	4,376,455	4,615,000	4,663,327
<b>310 - Tax Revenues Totals:</b>		<b>51,515,856</b>	<b>45,957,000</b>	<b>63,010,284</b>
<b>320 - Licenses &amp; Permits</b>				
101-0000-41411	STVR Inspection Fee	5,850	9,000	1,300
101-0000-41415	STVR Registration Fee	355,690	894,000	1,022,050
101-0000-41600	Business Licenses	373,801	350,000	378,882
101-0000-41602	STVR Business Licenses	0	0	57,824
101-0000-41610	Film Permits	2,800	1,000	1,428
101-0000-42400	Building Permits	437,209	210,000	1,185,352
101-0000-42401	Plumbing Permits	75,101	90,000	201,028
101-0000-42402	Mechanical Permits	90,394	100,000	198,643
101-0000-42403	Electrical Permits	65,016	80,000	159,331
101-0000-42404	Miscellaneous Permits	216,745	180,000	312,182
101-0000-42405	Garage Sale Permits	3,630	5,000	5,670
101-0000-42406	Golf Cart Permits	250	0	0
101-0000-42408	Grading Permits	18,237	10,000	66,928
101-0000-42410	Driveway Permits	0	1,000	0
101-0000-42420	Fire Plan Review Fee	55,610	60,000	99,228
101-0000-42421	Fire Inspection Fee	60,030	40,000	119,607
101-0000-42430	Transportation Permits	2,850	2,000	1,151
101-0000-42431	Conditional Use Permits	8,828	10,000	29,573
101-0000-42433	Minor Use Permit	5,400	5,000	13,564
101-0000-42434	Sign Permit	11,616	15,000	26,161
101-0000-42435	Site Development Permit	56,228	40,000	72,028
101-0000-42436	Final Landscaping Plans	5,313	12,000	24,901
101-0000-42437	Development Agreement	6,154	0	3,446
101-0000-42439	Temporary Use Permit	800	10,000	36,588
101-0000-43632	Public Works Permits	154,626	120,000	493,861
101-0000-43638	NPDES Inspections	12,431	8,000	10,697
<b>320 - Licenses &amp; Permits Totals:</b>		<b>2,024,611</b>	<b>2,252,000</b>	<b>4,521,424</b>
<b>330 - Intergovernmental</b>				
101-0000-41710	State Gov't Revenue	502,034	0	0
101-0000-42500	Fire Service Credit	7,591,078	7,047,900	7,587,538
101-0000-42501	Fire Service Reserves	70,110	800,200	561,645
101-0000-43100	FEMA	0	0	24,516
101-0000-43633	CSA 152 Assessments	367,882	400,000	460,052
101-0000-43634	CVWD	17,859	0	0
101-0000-43650	Contributions from Other Agencies	3,000	3,000	3,000
<b>330 - Intergovernmental Totals:</b>		<b>8,551,963</b>	<b>8,251,100</b>	<b>8,636,751</b>
<b>340 - Charges for Services</b>				
101-0000-42200	Leisure Enrichment	6,891	16,200	11,658
101-0000-42202	Gift Shop	84	0	0
101-0000-42210	Youth Sports	0	16,200	41,045
101-0000-42211	Adult Sports	75	2,160	5,755
101-0000-42212	Facility Rentals	(50)	12,600	7,301

		2020/21 Actuals	2021/22 Original Budget	2021/22 Final Budget	2021/22 Actuals
101-0000-42213	Special Events	0	7,200	7,200	0
101-0000-42214	Wellness Center Leisure Enrichment	6,979	19,800	19,800	12,652
101-0000-42216	Wellness Center Special Events	0	550	550	(105)
101-0000-42218	Wellness Center Memberships	10,425	54,000	54,000	52,260
101-0000-42300	Cash Over/Short	2,296	0	0	1,363
101-0000-42303	NSF Charges	95	200	200	25
101-0000-42412	Minor Adjustment, Plan Checks	38,000	3,000	3,000	28,324
101-0000-42415	Tentative Tract Map	55,357	25,000	25,000	25,414
101-0000-42416	Digitization/Records Management	29,685	20,000	20,000	53,188
101-0000-42417	Modification by Applicant	4,400	2,000	2,000	5,712
101-0000-42440	Appeals - Permits, Licenses, Projects	8,750	6,000	6,000	1,725
101-0000-42441	Planning Compliance Review	405	0	0	0
101-0000-42443	Zone Change	1,052	10,000	10,000	21,772
101-0000-42445	Environmental Assessment	11,753	5,000	5,000	5,635
101-0000-42446	General Plan Amendment	0	10,000	10,000	10,465
101-0000-42447	Home Occupations	9,750	8,000	8,000	10,039
101-0000-42448	Tentative Parcel Map	3,005	15,000	15,000	5,224
101-0000-42451	Specific Plan	14,329	10,000	10,000	4,946
101-0000-42460	Pre-Application Review	9,016	5,000	5,000	11,798
101-0000-42600	Building Plan Check Fees	521,451	475,000	475,000	929,874
101-0000-42610	SMIP Fees	498	600	600	554
101-0000-42615	CBSC Administrative Fees	473	500	500	410
101-0000-42810	Public Works Dev. Plan Check Fee	225,852	150,000	150,000	334,644
101-0000-43631	CVMSHCP Admin Fee	1,787	2,000	2,000	8,603
101-0000-43635	VGPS TBID Admin Fee	0	0	0	35,057
<b>340 - Charges for Services Totals:</b>		<b>962,358</b>	<b>876,010</b>	<b>876,010</b>	<b>1,625,339</b>
<b>350 - Fines, Forfeitures &amp; Abatements</b>					
101-0000-42700	Administrative Citations	504,205	60,000	375,000	400,708
101-0000-42701	Lot Abatement	5,812	5,000	5,000	188
101-0000-42702	Vehicle Abatement	33,669	30,000	30,000	47,293
101-0000-42703	Vehicle Impound Fee	67,962	50,000	50,000	50,870
101-0000-42705	Motor Vehicle Code Fines	110,045	110,000	110,000	62,927
101-0000-42706	Parking Violations	48,726	20,000	20,000	29,183
101-0000-42707	Misc Fines	941	1,000	1,000	9,413
101-0000-42708	Graffiti Removal	8,246	5,000	5,000	8,675
101-0000-42709	False Alarm Fees - Police	0	10,000	10,000	32,295
101-0000-42710	False Alarm Fees - Fire	(600)	3,000	3,000	16,038
<b>350 - Fines, Forfeitures &amp; Abatements Totals:</b>		<b>779,006</b>	<b>294,000</b>	<b>609,000</b>	<b>657,589</b>
<b>360 - Use of Money &amp; Property</b>					
101-0000-41900	Allocated Interest	897,509	400,000	400,000	931,973
101-0000-41910	GASB 31 Interest	(666,023) *	0	0	(3,964,823) *
101-0000-42120	Lease Revenue	147,720	145,000	145,000	155,915
<b>360 - Use of Money &amp; Property Totals:</b>		<b>379,206</b>	<b>545,000</b>	<b>545,000</b>	<b>(2,876,934)</b>
<b>370 - Miscellaneous</b>					
101-0000-41410	Zoning Change Mitigation Fees	419,472	400,000	400,000	287,773
101-0000-41504	AMR Compliance	0	20,000	20,000	21,632
101-0000-41507	Burrtec Admin Cost Reimbursement	113,041	114,000	114,000	181,278
101-0000-42000	Insurance Recoveries	3,196	5,000	5,000	3,448
101-0000-42140	Sales of Publications & Materials	15	100	100	30
101-0000-42301	Miscellaneous Revenue	1,233	40,000	40,000	3,557
101-0000-42305	Miscellaneous Reimbursements	104,930	50,000	50,000	62,243
101-0000-45000	Sale of Other Assets	0	0	0	1,486
101-0000-48500	Extraordinary Gain	591,946 *	0	0	487,613 *
<b>370 - Miscellaneous Totals:</b>		<b>1,233,835</b>	<b>629,100</b>	<b>629,100</b>	<b>1,049,059</b>
<b>101 - GENERAL FUND Totals:</b>		<b>65,446,835</b>	<b>58,804,210</b>	<b>72,377,532</b>	<b>76,623,512</b>

Non-Cash Transactions	74,077	3,477,210
<b>Adjusted Operating Revenues</b>	<b>65,520,912</b>	<b>80,100,722</b>

	<b>2020/21 Actuals</b>	<b>2021/22 Original Budget</b>	<b>2021/22 Final Budget</b>	<b>2021/22 Actuals</b>
<b>1001 - City Council</b>	<b>233,538</b>	<b>302,200</b>	<b>302,200</b>	<b>251,153</b>
Salaries and Benefits	228,115	276,700	276,700	233,149
Maintenance & Operations	5,423	25,500	25,500	18,004
<b>1002 - City Manager</b>	<b>669,515</b>	<b>1,076,000</b>	<b>1,096,000</b>	<b>796,578</b>
Salaries and Benefits	468,904	496,100	496,100	500,384
Contract Services	44,029	100,000	120,000	89,320
Maintenance & Operations	92,882	115,000	115,000	95,974
Other Expenses	0	300,000	300,000	46,000
Internal Service Charges	63,700	64,900	64,900	64,900
<b>1003 - City Attorney</b>	<b>457,354</b>	<b>696,000</b>	<b>796,000</b>	<b>370,189</b>
Contract Services	457,354	696,000	796,000	370,189
<b>1004 - Human Resources</b>	<b>215,251</b>	<b>376,000</b>	<b>411,000</b>	<b>269,015</b>
Salaries and Benefits	149,396	183,000	198,000	175,125
Contract Services	9,906	90,000	90,000	28,107
Maintenance & Operations	37,150	83,900	103,900	46,683
Internal Service Charges	18,800	19,100	19,100	19,100
<b>1005 - City Clerk</b>	<b>494,173</b>	<b>625,200</b>	<b>667,200</b>	<b>586,861</b>
Salaries and Benefits	346,786	444,600	464,600	446,644
Contract Services	62,728	90,000	102,000	48,057
Maintenance & Operations	11,660	16,200	26,200	17,760
Internal Service Charges	73,000	74,400	74,400	74,400
<b>1006 - Finance</b>	<b>1,304,355</b>	<b>1,444,100</b>	<b>1,444,100</b>	<b>1,241,161</b>
Salaries and Benefits	986,090	1,060,400	1,060,400	940,346
Contract Services	139,743	190,000	190,000	117,464
Maintenance & Operations	11,922	25,200	25,200	14,851
Internal Service Charges	166,600	168,500	168,500	168,500
<b>1007 - Central Services</b>	<b>9,503,897</b>	<b>10,458,206</b>	<b>41,547,054</b>	<b>9,738,291</b>
Salaries and Benefits	2,192,550	2,163,100	4,279,100	3,773,246
Maintenance & Operations	154,011	208,200	378,200	166,068
Other Expenses	40,291	0	0	0
Capital Expenses	371,760	410,000	613,322	599,125
Internal Service Charges	702,900	784,550	784,550	784,550
Transfers Out	6,042,385	6,892,356	35,491,882	4,415,303
<b>2001 - Police</b>	<b>16,479,907</b>	<b>17,855,100</b>	<b>17,865,100</b>	<b>16,868,265</b>
Contract Services	16,395,945	17,706,000	17,706,000	16,745,378
Maintenance & Operations	14,594	18,000	18,000	7,428
Utilities	14,968	20,000	20,000	17,348
Capital Expenses	0	50,000	60,000	37,010
Internal Service Charges	54,400	61,100	61,100	61,100
<b>2002 - Fire</b>	<b>7,037,802</b>	<b>7,660,800</b>	<b>8,582,275</b>	<b>8,008,530</b>
Salaries and Benefits	270,532	288,600	313,600	263,818
Contract Services	6,164,684	6,988,000	6,988,000	6,962,420
Maintenance & Operations	51,326	148,100	148,100	115,487
Utilities	70,552	71,500	77,000	80,798
Capital Expenses	57,472	45,000	573,000	103,395
Internal Service Charges	110,200	119,600	119,600	119,600
Transfers Out	313,037	0	362,975	363,012
<b>3001 - Community Resources Administration</b>	<b>699,783</b>	<b>808,500</b>	<b>888,500</b>	<b>661,768</b>
Salaries and Benefits	494,944	520,900	520,900	513,569
Contract Services	12,646	72,000	92,000	38,081
Maintenance & Operations	126,692	148,800	208,800	43,318
Internal Service Charges	65,500	66,800	66,800	66,800
<b>3002 - Wellness Center Operations</b>	<b>495,568</b>	<b>597,900</b>	<b>677,900</b>	<b>612,277</b>
Salaries and Benefits	374,073	411,200	491,200	476,972

	<b>2020/21 Actuals</b>	<b>2021/22 Original Budget</b>	<b>2021/22 Final Budget</b>	<b>2021/22 Actuals</b>
<b>Contract Services</b>	13,875	48,000	48,000	21,545
<b>Maintenance &amp; Operations</b>	29,119	56,700	56,700	31,761
<b>Internal Service Charges</b>	78,500	82,000	82,000	82,000
<b>3003 - Recreation Programs &amp; Special Events</b>	<b>208,501</b>	<b>908,300</b>	<b>1,078,300</b>	<b>640,734</b>
<b>Salaries and Benefits</b>	77,563	167,600	197,600	101,002
<b>Contract Services</b>	23,678	310,000	330,000	243,964
<b>Maintenance &amp; Operations</b>	57,250	377,500	497,500	242,568
<b>Other Expenses</b>	1,610	0	0	0
<b>Internal Service Charges</b>	48,400	53,200	53,200	53,200
<b>3005 - Parks Maintenance</b>	<b>1,782,193</b>	<b>2,530,900</b>	<b>2,656,900</b>	<b>2,445,674</b>
<b>Salaries and Benefits</b>	348,682	355,900	355,900	340,651
<b>Contract Services</b>	455,927	603,600	603,600	582,436
<b>Maintenance &amp; Operations</b>	376,216	634,000	697,000	634,026
<b>Utilities</b>	292,167	452,500	515,500	403,660
<b>Internal Service Charges</b>	309,200	484,900	484,900	484,900
<b>3007 - Marketing &amp; Community Relations</b>	<b>1,105,482</b>	<b>1,325,900</b>	<b>1,540,900</b>	<b>1,389,343</b>
<b>Salaries and Benefits</b>	224,786	244,000	244,000	238,729
<b>Contract Services</b>	223,963	234,100	449,100	436,633
<b>Maintenance &amp; Operations</b>	619,232	809,600	809,600	675,781
<b>Internal Service Charges</b>	37,500	38,200	38,200	38,200
<b>3008 - Public Buildings</b>	<b>1,119,812</b>	<b>1,321,200</b>	<b>1,378,700</b>	<b>1,374,563</b>
<b>Salaries and Benefits</b>	465,083	499,600	499,600	506,901
<b>Contract Services</b>	159,208	215,500	215,500	207,930
<b>Maintenance &amp; Operations</b>	115,158	178,100	193,100	187,230
<b>Utilities</b>	145,363	156,000	198,500	200,502
<b>Internal Service Charges</b>	235,000	272,000	272,000	272,000
<b>6001 - Design &amp; Development Administration</b>	<b>639,565</b>	<b>656,200</b>	<b>746,200</b>	<b>816,867</b>
<b>Salaries and Benefits</b>	392,319	383,500	383,500	448,748
<b>Contract Services</b>	130,192	120,000	210,000	222,248
<b>Maintenance &amp; Operations</b>	1,753	10,300	10,300	3,471
<b>Internal Service Charges</b>	115,300	142,400	142,400	142,400
<b>6002 - Planning</b>	<b>520,082</b>	<b>678,600</b>	<b>748,600</b>	<b>559,340</b>
<b>Salaries and Benefits</b>	355,610	392,800	392,800	376,017
<b>Contract Services</b>	93,147	210,000	280,000	113,128
<b>Maintenance &amp; Operations</b>	15,126	18,600	18,600	12,995
<b>Internal Service Charges</b>	56,200	57,200	57,200	57,200
<b>6003 - Building</b>	<b>717,997</b>	<b>919,800</b>	<b>1,094,800</b>	<b>960,672</b>
<b>Salaries and Benefits</b>	485,828	608,800	633,800	547,698
<b>Contract Services</b>	92,067	140,000	290,000	246,380
<b>Maintenance &amp; Operations</b>	2,102	7,500	7,500	3,095
<b>Internal Service Charges</b>	138,000	163,500	163,500	163,500
<b>6004 - Code Compliance/Animal Control</b>	<b>1,138,317</b>	<b>1,506,320</b>	<b>1,559,320</b>	<b>1,312,923</b>
<b>Salaries and Benefits</b>	648,166	814,620	842,620	686,027
<b>Contract Services</b>	265,571	408,500	433,500	349,121
<b>Maintenance &amp; Operations</b>	8,580	15,300	15,300	9,874
<b>Internal Service Charges</b>	216,000	267,900	267,900	267,900
<b>6006 - The Hub</b>	<b>830,952</b>	<b>986,000</b>	<b>1,066,000</b>	<b>834,387</b>
<b>Salaries and Benefits</b>	580,499	691,300	761,300	600,711
<b>Contract Services</b>	114,027	150,000	160,000	95,036
<b>Maintenance &amp; Operations</b>	5,426	11,200	11,200	5,140
<b>Internal Service Charges</b>	131,000	133,500	133,500	133,500
<b>7001 - Public Works Administration</b>	<b>509,466</b>	<b>739,900</b>	<b>739,900</b>	<b>535,839</b>
<b>Salaries and Benefits</b>	432,718	505,100	505,100	454,607
<b>Contract Services</b>	1,254	150,000	150,000	0

	<b>2020/21 Actuals</b>	<b>2021/22 Original Budget</b>	<b>2021/22 Final Budget</b>	<b>2021/22 Actuals</b>
<b>Maintenance &amp; Operations</b>	594	8,500	8,500	4,932
<b>Internal Service Charges</b>	74,900	76,300	76,300	76,300
<b>7002 - Public Works Development Services</b>	<b>354,895</b>	<b>431,200</b>	<b>448,200</b>	<b>374,998</b>
<b>Salaries and Benefits</b>	142,493	158,300	158,300	147,359
<b>Contract Services</b>	162,958	200,000	215,000	155,250
<b>Maintenance &amp; Operations</b>	1,044	2,700	4,700	2,189
<b>Internal Service Charges</b>	48,400	70,200	70,200	70,200
<b>7003 - Streets</b>	<b>437,000</b>	<b>496,600</b>	<b>503,600</b>	<b>426,354</b>
<b>Salaries and Benefits</b>	293,784	328,400	328,400	277,298
<b>Contract Services</b>	58,389	80,000	80,000	64,753
<b>Maintenance &amp; Operations</b>	17,369	26,000	33,000	27,104
<b>Other Expenses</b>	0	5,000	5,000	0
<b>Capital Expenses</b>	11,257	0	0	0
<b>Internal Service Charges</b>	56,200	57,200	57,200	57,200
<b>7006 - Engineering Services</b>	<b>640,737</b>	<b>761,800</b>	<b>1,101,900</b>	<b>758,472</b>
<b>Salaries and Benefits</b>	300,006	335,300	335,300	322,004
<b>Contract Services</b>	276,711	360,000	375,000	271,577
<b>Maintenance &amp; Operations</b>	7,820	9,300	10,300	9,002
<b>Other Expenses</b>	0	0	324,100	98,689
<b>Internal Service Charges</b>	56,200	57,200	57,200	57,200
<b>GENERAL FUND EXPENSES</b>	<b>47,596,141</b>	<b>55,162,726</b>	<b>88,940,648</b>	<b>51,834,255</b>

[Click Here to Return to Agenda](#)

<b>GENERAL FUND</b>				
<b>Capital Improvement Project Carryovers from 2021/22 to 2022/23</b>				
<b>Project #</b>	<b>Project Name</b>	<b>General Fund</b>	<b>Measure G</b>	<b>TOTAL</b>
111205	Dune Palms Bridge Improvements	8,001,949	7,468,061	15,470,010
2122DRA	Citywide Drainage Enhancements	942,727	-	942,727
2122ADA	ADA Improvements	40,000	-	40,000
2122PMP	Pavement Management	2,276,271	-	2,276,271
2122STI	Sidewalk Improvements	95,012	-	95,012
201603	Landscape Renovations	131,782	6,369,879	6,501,661
201606	Civic Center Campus Lake	522,740	-	522,740
201608	SilverRock Event Space	-	-	-
201704	Eisenhower Retention Basin	-	-	-
201709	Ave. 53/Jefferson Roundabout	630,650	-	630,650
201805	Corporate Yard Admin. Offices	-	355,240	355,240
201901	Village Art Plaza Promenade	-	308,208	308,208
201905	Highway 111 Corridor	-	1,785,296	1,785,296
201907	Fire Station 70 Revitalization	-	-	-
201908	Citywide Catch Basin Modifications	250,000	-	250,000
201923	Washington St. at Ave. 50	74,785	-	74,785
202007	SilverRock Retention Basin Soil Stabilization	-	206,196	206,196
202102	Fritz Burns Park Improvements	-	295,828	295,828
202210	Moon River Drive Pavement Rehabilitation	(48,074)	-	(48,074)
202217	Storm Drain Maintenance	583,585	-	583,585
SAVINGS	Prior CIP Project Savings	436,725	-	436,725
999902	Jefferson Interchange	34,987	-	34,987
<b>TOTAL</b>		<b>\$ 13,973,138</b>	<b>\$ 16,788,709</b>	<b>\$ 30,761,847</b>
		45%	55%	100%

(Negative balances represent temporary funding until grants are received)

[Click Here to Return to Agenda](#)



**AMENDED CARRYOVERS**

Estimated carryovers from the 2021/22 to 2022/23 budget were estimated based on projected invoices in the Spring of 2022. Upon completion of the final audit, Finance verifies account balances and carryovers and amended carryovers will be added to the 2022/23 budget.

<b>Revised Continuing Appropriations/Carryovers from 2021/22 to 2022/23</b>				
<b>Description/Program</b>	<b>Account Number</b>	<b>Account Name</b>	<b>Estimated</b>	<b>Revised</b>
Class and Compensation study	101-1004-60103	Professional Services	\$ 60,000	\$ 53,700
Marketing efforts to attract group business to hotels	101-1007-60536	TOT Resort Rebate Program	\$ 200,000	\$ 200,000
Vehicle purchase/improvements	101-2001-71031	Vehicles	\$ 40,000	\$ 22,900
Vehicle purchase/improvements	101-2002-71031	Vehicles	\$ 40,000	\$ 43,100
Emergency Operations Center equipment	101-2002-80101	Machinery & Equipment	\$ 400,000	\$ 400,000
Postponement of citywide events	101-3003-60149	Community Experiences	\$ 150,000	\$ 180,000
X-Park programming	101-3003-60190	X-Park Programming	\$ 90,000	\$ 60,000
Park landscape Improvements & tree removal	101-3005-60691	Maintenance/Services	\$ 100,000	\$ 14,000
Additional marketing materials	101-3007-60461	Marketing and Tourism Promotions	\$ -	\$ 10,000
La Quinta's share of the CVAG Art & Music Line	101-7006-60480	Contributions to Other Agencies	\$ 324,100	\$ 225,400
		<b>GENERAL FUND CARRYOVERS</b>	<b>\$ 1,404,100</b>	<b>\$ 1,209,100</b>
Park lighting upgrades	215-7004-60431	Materials & Supplies	\$ 300,000	\$ 157,000
Homelessness assistance	243-0000-60532	Homelessness Assistance	\$ -	\$ 55,000
Software licenses	244-0000-60301	Software Licenses	\$ -	\$ 90,000
Gold Star Family Monument	270-0000-74800	Art Purchases	\$ 24,000	\$ 36,700
Vehicle upgrades	501-0000-60675	Parts, Accessories, and Uplifts	\$ -	\$ 65,000
Vehicle purchase/improvements	501-0000-71031	Vehicles, Purchased	\$ 135,000	\$ 79,000
Heavy machinery/equipment purchase	501-0000-80100	Machinery & Equipment	\$ 200,000	\$ 200,000
Council Chambers A/V equipment	502-0000-80100	Machinery & Equipment	\$ 100,000	\$ 100,000
Playground replacement	503-0000-71060	Parks	\$ 90,000	\$ 200,000
Lake pump repairs	601-0000-80100	Machinery & Equipment	\$ -	\$ 20,000
		<b>SPECIAL FUNDS CARRYOVERS</b>	<b>\$ 849,000</b>	<b>\$ 1,002,700</b>
		<b>TOTAL CARRYOVERS FOR ALL FUNDS</b>	<b>\$ 2,253,100</b>	<b>\$ 2,211,800</b>

*NOTE: In June 2022 when the budget is adopted, all carryovers are estimates based on projected invoices to end fiscal year 2021/22. Upon completion of the final audit, Finance verifies account balances and makes additional carryover recommendations based on current budgetary needs. In no event shall a carryover exceed the revised per account amount above.*

[Click Here to Return to Agenda](#)

# City of La Quinta

CITY COUNCIL MEETING: December 20, 2022

## STAFF REPORT

---

**AGENDA TITLE:** APPROPRIATE FUNDING FROM UNASSIGNED RESERVES AND APPROVE AGREEMENT FOR CONTRACT SERVICES WITH NV5, INC., TO PREPARE THE VILLAGE UNDERGROUNDING FEASIBILITY STUDY PROJECT NO. 2022-06

---

### RECOMMENDATION

Appropriate \$24,315 in unassigned reserves; approve Agreement for Contract Services with NV5, Inc. in the amount of \$124,315 to prepare the Undergrounding Feasibility Study Project No. 2022-06; and authorize the City Manager to execute the agreement.

### EXECUTIVE SUMMARY

- In 2010 a feasibility study was prepared to assess the undergrounding of utilities in the La Quinta Village Area (Attachment 1).
- Undergrounding of utilities in the Village was identified as a priority at the 2021 and 2022 Community Workshops and funding was appropriated for the feasibility study update in the Fiscal Year 2022/23 Capital Improvement Program (CIP).
- A request for proposals (RFP) to prepare a Village Undergrounding Feasibility Study was issued in both August and October 2022 when two proposals were received.
- NV5, Inc. was selected as the most qualified firm to provide the requested services (Attachment 2).
- Additional financial analysis services for the study were requested by staff to include as an optional task.

### FISCAL IMPACT

The 2022/23 CIP includes funding in the amount of \$100,000 in the project budget (401-0000-60185 202206D) to complete the Village Undergrounding Feasibility Study for the Project. Additional funding is needed to include the optional task for financial analysis and funding options. The initial proposal

cost was \$99,975, and cost for the optional task is \$24,340, for a total contract cost of \$124,315. Staff requests the appropriation of unassigned reserves in the amount of \$24,315.

## **BACKGROUND/ANALYSIS**

In 2010 a Village Undergrounding Feasibility Study was prepared. This Study included the assessment of costs to underground overhead utilities within six areas in the La Quinta Village. The costs prepared for this Study are now out of date and need to be reassessed. A phasing plan is also needed to prioritize the undergrounding of the Village's commercial area and Francis Hack Lane.

During the 2021 and 2022 La Quinta Community Workshops, undergrounding utilities in the La Quinta Village was identified as a community priority. Subsequently, funding was included in the 2022/23 CIP to prepare a Village Undergrounding Feasibility Study.

The additional financial analysis proposed as an optional task, includes specific financing options for undergrounding the existing overhead utilities within the Village. Preliminary cost estimates per area for average parcels will be provided and a separate "Financial Options" City Council session will be conducted.

The proposed Village Undergrounding Feasibility Study includes:

- Current Planning Level Dry Utility Cost Estimate Update
- Phasing Plan for Area 2 (commercial area and Francis Hac Lane)
- Identifying Special Construction Practices
- City Council Sessions / Findings
- Stakeholder Meetings
- Optional: Financial Analysis/Options

Staff circulated an RFP for preparation of a Village Undergrounding Feasibility Study in August and October 2022. Staff received two proposals; Kimley Horn, Inc. and NV5, Inc. The selection committee, comprised of the City Manager and Public Works staff, selected NV5, Inc. as the most qualified firm.

## **ALTERNATIVES**

Council may elect not to approve the optional financial analysis task.

Prepared by: Julie Mignogna, Management Analyst

Approved by: Bryan McKinney, Public Works Director/City Engineer

Attachments:     1. 2010 Undergrounding Feasibility Study  
                      2. NV5, Inc. Agreement

**DRAFT**

**City of La Quinta  
Undergrounding Feasibility Study**

**Prepared for:**

**City of La Quinta  
78-495 Calle Tampico  
La Quinta, CA 92253**

**February 17, 2009**

**Prepared by:**

**Butsko Utility Design, Inc.  
74-130 Country Club Drive  
Palm Desert, CA 92260**

## **Table of Contents**

**Section 1: Project Overview**

**Section 2: Description of Study Areas**

**Section 3: Summary of Cost Estimates**

**Section 4: Study Area Reviews & Detailed Cost Estimates**

**Section 5: Review of Rules, Regulations, & Franchises Agreements**

## **Section 1: Project Description**

The project consisted of conducting a feasibility study for the possible undergrounding of existing overhead distribution utility lines within the City of La Quinta. The existing overhead utilities involved include: Imperial Irrigation District – Electric, Verizon – Telephone, and Time Warner – Cable Television. Planning level cost estimates were prepared for six study areas within the City. The study areas evaluated include:

- Area 1 – The Cove
- Area 2 - Downtown Commercial Area
- Area 3 - Downtown Residential Area
- Area 4 – Sagebrush
- Area 5 – Highland Palms
- Area 6 – Westward Ho

A map of the Study Areas is included at the end of this section.

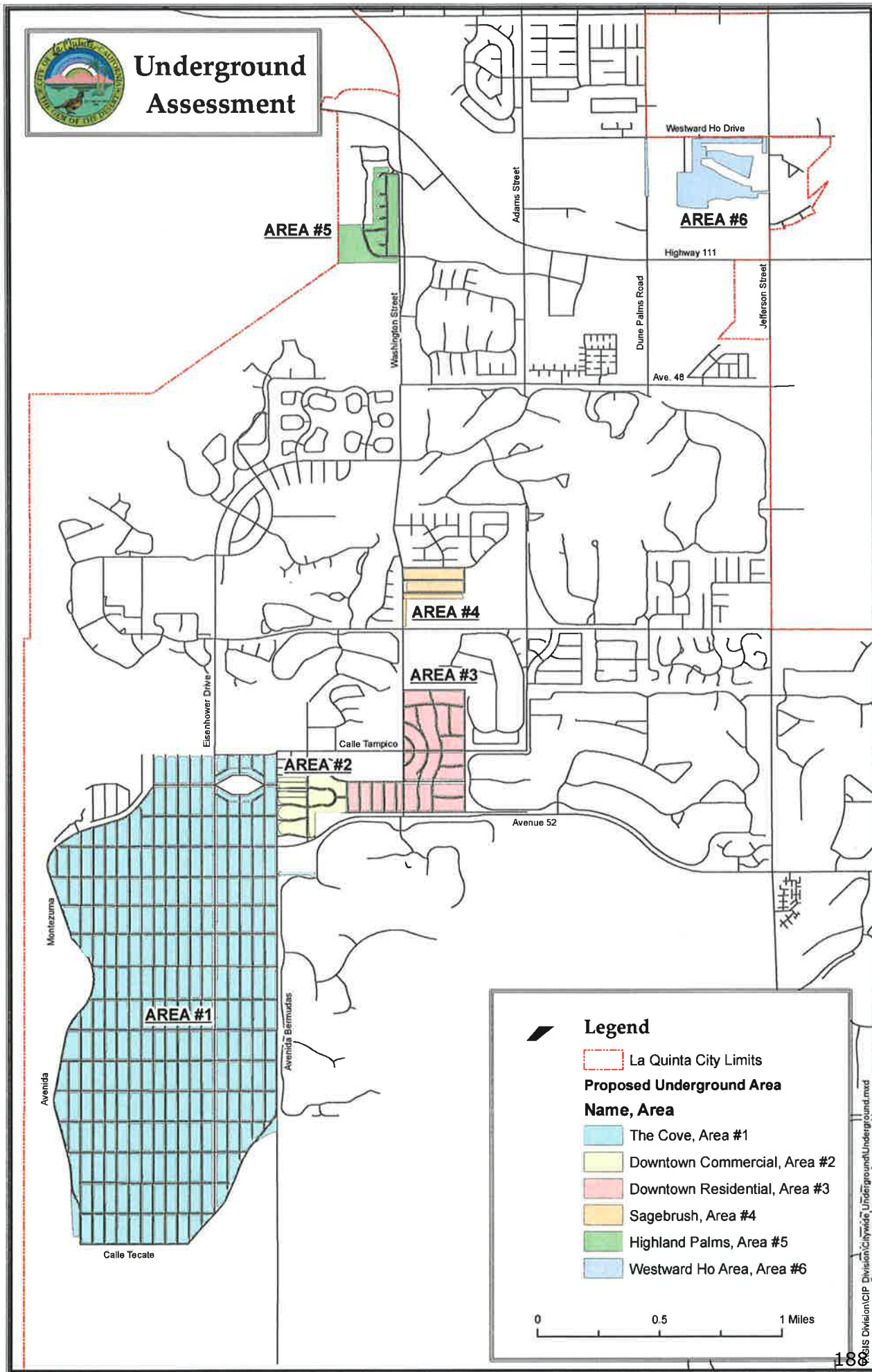
Field reviews were performed on each Study Area. Smaller sample areas were then selected within each larger Study Area for additional detailed field review and preparation of the cost estimates. The smaller sample areas were selected for their field conditions that made them representative of the larger respective Study Areas. The sample area cost estimates were then used as the basis of costs for the larger corresponding Study Areas.

Upon completion of the field work, written descriptions and cost estimates were prepared for each unique Study Area. A summary spread sheet with all of the Study Areas was prepared which includes an estimate of each utility's costs, contractor charges for trench and substructure installation, engineering and administrative costs, and potential project financing costs.

The estimates were further broken down in to three categories: Backbone, Public Right of Way, and Private Property. A more detailed explanation of these terms can be found within this report at the end of Section 4.



# Underground Assessment





## **Section 2: Description of Study Areas**

**Study Area 1 - The Cove Area:** This study area assesses the existing conditions, overall costs, and issues associated with the conversion of the overhead utilities within the residential area of The Cove. Study Area 1 is bordered by Avenida Montezuma to the west, Avenida Bermudas to the east, Calle Tampico to the north, and Calle Tecate to the south.

**Study Area 2 - Downtown Commercial Area:** This study area assesses the existing conditions, overall costs, and issues associated with the conversion of the overhead utilities within the downtown commercial area. The downtown area has both commercial and residential customers. Study Area 2 is bordered by Avenida Bermudas to the west, Calle Guatemala to the east, Avenida La Fonda to the north and Calle Amigo to the south.

**Study Area 3 - Downtown Residential Area:** This study area assesses the existing conditions, overall costs, and issues associated with the conversion of the overhead utilities within the downtown residential area. The western portion of Study Area 3 is bordered by Calle Guatemala to the west, Washington Street to the east, Avenida La Fonda to the north and Avenida Nuestra to the south. The eastern portion of Study Area 3 is bordered by Washington Street to the west, Calle Rondo to the east, Avenida Ultimo to the north, and Avenida Nuestra to the south.

**Study Area 4 – Sagebrush:** This study area assesses the existing conditions, overall costs, and issues associated with the conversion of the overhead utilities within the residential area of Sagebrush. Study Area 4 is bordered by Washington Street to the west, Date Palm Drive to the east, Sagebrush Avenue to the north, and Saguaro Road to the south. Area 4 also includes the eastern side of Washington Street between Saguaro Road and 50th Avenue.

**Study Area 5 - Highland Palms:** This study area assesses the existing conditions, overall costs, and issues associated with the conversion of the overhead utilities within the residential area of Highland Palms. Study Area 5 is bordered by Highland Palms Drive to the west and south, Washington Street to the east, and Singing Palms Drive to the north.

**Study Area 6 - Westward Ho:** This study area assesses the existing conditions, overall costs, and issues associated with the conversion of the overhead utilities within the residential area of Westward Ho. Study Area 6 is bordered by Roudel Lane to the west, Jefferson Street to the east, Westward Ho Drive to the north, and Cortez Lane and Fiesta Drive to the south. Study Area 6 also includes the eastern side of Dune Palms Road between Westward Ho Drive and the flood channel.

## City Of La Quinta Overall Summary

	Area 1	Area 2	Area 3	Area 4	Area 5	Area 6	TOTALS
<b>PUBLIC RIGHT OF WAY</b>							
Utility Costs	\$56,194,426.59	\$3,489,613.50	\$7,978,302.95	\$1,830,604.78	\$3,189,379.00	\$2,617,542.70	<b>\$75,299,869.52</b>
Contractor Costs	\$23,633,708.64	\$1,501,785.00	\$2,646,230.00	\$889,305.85	\$1,467,310.00	\$1,046,786.61	<b>\$31,185,126.10</b>
Engineering, Admin, Inspection (7%)	\$5,587,969.47	\$349,397.90	\$743,717.31	\$190,393.74	\$325,968.23	\$256,503.05	<b>\$7,453,949.69</b>
Financing (9.5%)	\$7,583,672.85	\$474,182.86	\$1,009,330.63	\$258,391.51	\$442,385.46	\$348,111.28	<b>\$10,116,074.58</b>
<b>Public Right Of Way Sub-Totals</b>	<b>\$92,999,777.54</b>	<b>\$5,814,979.25</b>	<b>\$12,377,580.88</b>	<b>\$3,168,695.89</b>	<b>\$5,425,042.69</b>	<b>\$4,268,943.64</b>	<b>\$124,055,019.89</b>
<b>PRIVATE PROPERTY</b>							
Utility Costs	\$22,796,590.91	\$471,750.00	\$532,776.32	\$537,885.37	\$482,220.00	\$236,550.00	<b>\$25,057,772.59</b>
Contractor Costs	\$9,940,909.09	\$933,300.00	\$336,078.95	\$338,165.85	\$303,150.00	\$176,078.57	<b>\$12,027,682.46</b>
Engineering, Admin, Inspection (7%)	\$2,165,676.14	\$44,816.25	\$50,613.75	\$51,099.11	\$45,810.90	\$22,472.25	<b>\$2,380,488.40</b>
Financing (9.5%)	\$3,110,062.50	\$133,479.75	\$82,541.25	\$83,224.87	\$74,610.15	\$39,199.71	<b>\$3,523,118.23</b>
<b>Private Property Sub-Totals</b>	<b>\$38,013,238.64</b>	<b>\$1,583,346.00</b>	<b>\$1,002,010.26</b>	<b>\$1,010,375.20</b>	<b>\$905,791.05</b>	<b>\$474,300.54</b>	<b>\$42,989,061.68</b>
<b>AREA TOTALS</b>	<b>\$131,013,016.18</b>	<b>\$7,398,325.25</b>	<b>\$13,379,591.15</b>	<b>\$4,179,071.08</b>	<b>\$6,330,833.74</b>	<b>\$4,743,244.17</b>	<b>\$167,044,081.57</b>

#### **Section 4: Study Area Detailed Cost Estimates and Reviews**

**Study Area 1 - The Cove Area:** is bordered by Avenida Montezuma to the west, Avenida Bermudas to the east, Calle Tampico to the north, and Calle Tecate to the south. The majority of the existing electrical, telephone, and cable television infrastructure within Study Area 1 are overhead facilities. The utility's main overhead feeder systems run east and west. The utility's local distribution systems primarily run north and south along the rear property lines of the homes.

The Public Right of Way and Private Property cost estimates were based on a sample study area of 22 homes. The sample study area is Avenida Carranza between Calle Temecula and Calle Madrid.

- The homes in this area are served by a combination of overhead and underground services.
- The type of home and front and rear yard landscaping varies, but the block is typical for The Cove.
- No vacant lots on this block.
- Gas has not been extended this far so a cost is shown, as an optional item, for extending the gas.

**Exhibit A**

**City Of La Quinta  
Study Area 1  
The Cove**

**Area #1**

**Sample Area**

---

Avenida Carranza between Calle Temecula and Calle Madrid

**Description of Sample Area**

---

Number of Lots in sample area:

22

Linear Footage:

750

Description of existing utilities:

The existing overhead utilities include: Imperial Irrigation District (electric), Verizon (phone), Time Warner (cable TV).  
The existing overhead facilities and poles are in the back yards of the homes along the rear lot line.

Description of existing services:

The existing utility services are underground/overhead from the overhead poles to the homes...

Description of new underground utilities:

The new underground utilities will be placed in a shared joint trench.

It is assumed that the utilities will install the new underground facilities in a shared joint trench in the existing streets

**Estimate of Costs - Backbone (22 Homes)**

---

Utility Costs

Total  
\$83,953.31

Cost Per Lot  
\$3,816.06

Contractor Costs

\$43,742.58

\$1,988.30

Sub-Total

\$127,695.88

\$5,804.36

**Estimate of Costs - Right Of Way (22 Homes)**

---

Utility Costs

Total  
\$190,775.00

Cost Per Lot  
\$8,671.59

Contractor Costs

\$71,800.00

\$3,263.64

Sub-Total

\$262,575.00

\$11,935.23

**Estimate of Costs - Private Property (22 Homes)**

---

Utility Costs

Total  
\$111,450.00

Cost Per Lot  
\$5,065.91

Contractor Costs

\$48,600.00

\$2,209.09

Sub-Total

\$160,050.00

\$7,275.00

**Sample Area Total:**

\$550,320.88

**Sample Area Cost Per Lot:**

\$25,014.59

**Exhibit A**

**City Of La Quinta  
Study Area 1  
The Cove**

**Area #1**

**OVERALL ESTIMATE Area 1**

---

**Description of Area**

---

Number of Lots in sample area:

4500

Description of existing utilities:

The existing overhead utilities include: Imperial Irrigation District (electric), Verizon (phone), Time Warner (cable TV).  
The existing overhead facilities and poles are in the back yards of the homes along the rear lot line.

Description of existing services:

The utility services are underground/overhead from the overhead poles to the homes...

Description of new underground utilities:

The new underground utilities will be placed in a shared joint trench.

It is assumed that the utilities will approve placement of their new underground facilities in the existing streets

**Estimate of Costs - Backbone (4500 Homes)**

---

	<u>Total</u>	<u>Cost Per Lot</u>
Utility Costs	\$17,172,267.50	\$3,816.06
Contractor Costs	\$8,947,345.00	\$1,988.30
Sub-Total	\$26,119,612.50	\$5,804.36

**Estimate of Costs - Right Of Way (4500 Homes)**

---

	<u>Total</u>	<u>Cost Per Lot</u>
Utility Costs	\$39,022,159.09	\$8,671.59
Contractor Costs	\$14,686,363.64	\$3,263.64
Sub-Total	\$53,708,522.73	\$11,935.23

**Estimate of Costs - Private Property (4500 Homes)**

---

	<u>Total</u>	<u>Cost Per Lot</u>
Utility Costs	\$22,796,590.91	\$5,065.91
Contractor Costs	\$9,940,909.09	\$2,209.09
Sub-Total	\$32,737,500.00	\$7,275.00

**Overall Area Total:**

**\$112,565,635.23**

**Overall Area Cost Per Lot:**

**\$25,014.59**



74-130 Country Club Drive, Suite 102  
 Palm Desert, CA 92260  
 Phone: (760) 601-3390, Fax (760) 346-8518

Date: 12/11/08

## Exhibit B Dry Utility Opinion Of Cost

### Backbone Overall Estimate

<b>Client:</b>	City of La Quinta	<b>Project:</b>	La Quinta - Study
<b>Address:</b>	78-495 Calle Tampico La Quinta, CA 92562		Area 1 - Cove Avenida Carranza - From Calle Temecula to Calle Madrid
<b>Attn:</b>	Nick Nickerson	<b>Type:</b>	Residential
<b>Telephone:</b>	(760) 346-7481	<b>City/County:</b>	La Quinta, Riverside Co
<b>Fax:</b>	(760) 346-8315		

**Avenida Carranza - From Calle Temecula to Calle Madrid**

**Summary Estimated Costs:**

Description	Quantity	Unit	Cost Per	Cost
<b>Electric</b>				
IID Distribution	200	Ft.	\$45.00	\$9,000.00
IID Back Bone Footage	83969	Ft.	\$85.00	\$7,137,365.00
IID Overhead Removals	60709	Ft.	\$50.00	\$3,035,450.00
IID Service Conversion with UG Service	0	Ea.	\$950.00	\$0.00
IID Service Conversion with OH Service	0	Ea.	\$1,750.00	\$0.00
<b>Total</b>				<b>\$10,181,815.00</b>
<b>Telephone</b>				
Telephone Conversion/Relocation	41985	Ft.	\$50.00	\$2,099,250.00
Telephone Service Conversion with UG Service	0	Ea.	\$950.00	\$0.00
Telephone Service Conversion with OH Service	0	Ea.	\$1,750.00	\$0.00
ITCC Charges	0	Ea.	33%	\$692,752.50
<b>Total</b>				<b>\$2,792,002.50</b>
<b>CATV</b>				
CATV Conversion	83969	Ft.	\$50.00	\$4,198,450.00
CATV Service Conversion with UG Service	0	Ea.	\$950.00	\$0.00
CATV Service Conversion with OH Service	0	Ea.	\$1,750.00	\$0.00
<b>Total</b>				<b>\$4,198,450.00</b>
<b>Subtotal Utility Costs</b>				<b>\$17,172,267.50</b>
<b>Contractor</b>				
BB Trench, Backfill, Conduit, Full Encasement	83969	Ft.	\$105.00	\$8,816,745.00
BB Trench, Backfill, Conduit, Semi Encasement	200	Ea.	\$85.00	\$17,000.00
Local Distribution Trench, Backfill, Conduit, No Encasement	1000	Ft.	\$65.00	\$65,000.00
Convert Service with existing UG Service	16	Ea.	\$1,800.00	\$28,800.00
Convert Service with existing OH Service	6	Ea.	\$3,300.00	\$19,800.00
Mainline Services	0	Ft.	\$35.00	\$0.00
<b>Total</b>				<b>\$8,947,345.00</b>
<b>Subtotal Contractor Costs</b>				<b>\$8,947,345.00</b>
<b>Total Backbone Cost</b>				<b>\$26,119,612.50</b>
<b>Total Number of Lots</b>				<b>4500</b>
<b>Backbone Surcharge Per Lot</b>				<b>\$5,804.36</b>

This estimate performed to obtain a per lot cost for the overall backbone system feeding the area.



Date: 12/11/2008

**Exhibit B  
Dry Utility Opinion Of Cost  
Optional Items**

<b>Client:</b>	City of La Quinta	<b>Project:</b>	La Quinta - Study
<b>Address:</b>	78-495 Calle Tampico La Quinta, CA 92562		Area 1 - Cove Avenida Carranza - From Calle Temecula to Calle Madrid
<b>Attn:</b>	Nick Nickerson	<b>Type:</b>	Residential
<b>Telephone:</b>	(760) 346-7481	<b>City/County:</b>	La Quinta, Riverside Co
<b>Fax:</b>	(760) 346-8315		

**Gas**

Distribution Main	67175.2	Ft.	\$15.00	\$1,007,628.00
Distribution Main/Bring - Up	0	Ft.	\$17.00	\$0.00
Gas Main Relocation	0	Ft.	\$25.00	\$0.00
Service Stubs	0	Ea.	\$150.00	\$0.00
Joint Trench Credit	67175.2	Ft.	(\$1.00)	(\$67,175.20)
ITCC Charges	0	Ea.	35%	\$352,669.80
<b>Total</b>				<b>\$1,293,122.60</b>

**Street Lights**

Electroliers/Heads In-Tract	0	Ea.	\$1,700.00	\$0.00
Electroliers/Heads Backbone	210	Ea.	\$2,200.00	\$461,829.50
Meter Pedestal	10	Ea.	\$3,655.00	\$36,550.00
<b>Total</b>				<b>\$498,379.50</b>



74-130 Country Club Drive, Suite 102  
 Palm Desert, CA 92260  
 Phone: (760) 601-3390, Fax (760) 346-8518

Date: 12/11/08

## Exhibit C Dry Utility Opinion Of Cost

### Sample Area Right Of Way

<b>Client:</b>	City of La Quinta	<b>Project:</b>	La Quinta - Study
<b>Address:</b>	78-495 Calle Tampico La Quinta, CA 92562		Area 1 - Cove Avenida Carranza - From Calle Temecula to Calle Madrid
<b>Attn:</b>	Nick Nickerson	<b>Type:</b>	Residential
<b>Telephone:</b>	(760) 346-7481	<b>City/County:</b>	La Quinta, Riverside Co
<b>Fax:</b>	(760) 346-8315		

**Avenida Carranza - From Calle Temecula to Calle Madrid**

**Summary Estimated Costs:**

Description	Quantity	Unit	Cost Per	Cost
<b>Electric</b>				
IID Distribution	920	Ft.	\$45.00	\$41,400.00
IID Back Bone Footage	100	Ft.	\$85.00	\$8,500.00
IID Overhead Removals	820	Ft.	\$50.00	\$41,000.00
IID Service Conversion with UG Service	0	Ea.	\$950.00	\$0.00
IID Service Conversion with OH Service	0	Ea.	\$1,750.00	\$0.00
<b>Total</b>				<b>\$90,900.00</b>
<b>Telephone</b>				
Telephone Conversion/Relocation	850	Ft.	\$50.00	\$42,500.00
Telephone Service Conversion with UG Service	0	Ea.	\$950.00	\$0.00
Telephone Service Conversion with OH Service	0	Ea.	\$1,750.00	\$0.00
ITCC Charges	0	Ea.	35%	\$14,875.00
<b>Total</b>				<b>\$57,375.00</b>
<b>CATV</b>				
CATV Conversion	850	Ft.	\$50.00	\$42,500.00
CATV Service Conversion with UNDG Service	0	Ea.	\$950.00	\$0.00
CATV Service Conversion with OH Service	0	Ea.	\$1,750.00	\$0.00
<b>Total</b>				<b>\$42,500.00</b>
<b>Contractor</b>				
BB Trench, Backfill, Conduit, Full Encasement	0	Ft.	\$105.00	\$0.00
BB Trench, Backfill, Conduit, Semi Encasement	100	Ea.	\$85.00	\$8,500.00
Local Distribution Trench, Backfill, Conduit, No Encasement	920	Ft.	\$65.00	\$59,800.00
Convert Service with existing UG Service	0	Ea.	\$1,800.00	\$0.00
Convert Service with existing OH Service	0	Ea.	\$3,300.00	\$0.00
Mainline Services	100	Ft.	\$35.00	\$3,500.00
<b>Total</b>				<b>\$71,800.00</b>
<b>Total Backbone Cost</b>				<b>\$262,575.00</b>
<b>Total Number of Lots</b>				<b>22</b>
<b>Right of Way Surcharge Per Lot</b>				<b>\$11,935.23</b>





Date: 12/11/2008

**Exhibit C  
Dry Utility Opinion Of Cost  
Optional Items**

**Gas**

Distribution Main	850 Ft.	\$15.00	\$12,750.00
Distribution Main/Bring - Up	100 Ft.	\$17.00	\$1,700.00
Gas Main Relocation	0 Ft.	\$25.00	\$0.00
Service Stubs	Ea.	\$150.00	\$0.00
Joint Trench Credit	850 Ft.	(\$1.00)	(\$850.00)
ITCC Charges	0 Ea.	35%	\$5,057.50
<b>Total</b>			<b>\$18,657.50</b>

**Street Lights**

Electroliers/Heads In-Tract	2 Ea.	\$1,700.00	\$3,400.00
Electroliers/Heads Backbone	2 Ea.	\$2,200.00	\$4,400.00
Meter Pedestal	1 Ea.	\$9,655.00	\$9,655.00
<b>Total</b>			<b>\$17,455.00</b>



74-130 Country Club Drive, Suite 102  
 Palm Desert, CA 92260  
 Phone: (760) 601-3390, Fax (760) 346-8518

Date: 12/11/08

**Exhibit D**  
**Dry Utility Opinion Of Cost**

**Sample Area Private Property Estimate**

<b>Client:</b>	City of La Quinta	<b>Project:</b>	La Quinta - Study
<b>Address:</b>	78-495 Calle Tampico La Quinta, CA 92562		Area 1 - Cove Avenida Carranza - From Calle Temecula to Calle Madrid
<b>Attn:</b>	Nick Nickerson	<b>Type:</b>	Residential
<b>Telephone:</b>	(760) 346-7481	<b>City/County:</b>	La Quinta, Riverside Co
<b>Fax:</b>	(760) 346-8315		

**Avenida Carranza - From Calle Temecula to Calle Madrid**

**Summary Estimated Costs:**

Description	Quantity	Unit	Cost Per	Cost
<b>Electric</b>				
IID Distribution	0	Ft.	\$45.00	\$0.00
IID Back Bone Footage	0	Ft.	\$85.00	\$0.00
IID Overhead Removals	1540	Ft.	\$50.00	\$77,000.00
IID Service Conversion with UG Service	16	Ea.	\$950.00	\$15,200.00
IID Service Conversion with OH Service	6	Ea.	\$1,750.00	\$10,500.00
<b>Total</b>				<b>\$77,000.00</b>
<b>Telephone</b>				
Telephone Conversion/Relocation	0	Ft.	\$50.00	\$0.00
Telephone Service Conversion with UG Service	0	Ea.	\$950.00	\$0.00
Telephone Service Conversion with OH Service	5	Ea.	\$1,750.00	\$8,750.00
ITCC Charges	0	Ea.	33%	\$0.00
<b>Total</b>				<b>\$8,750.00</b>
<b>CATV</b>				
CATV Conversion	0	Ft.	\$50.00	\$0.00
CATV Service Conversion with UG Service	16	Ea.	\$950.00	\$15,200.00
CATV Service Conversion with OH Service	6	Ea.	\$1,750.00	\$10,500.00
<b>Total</b>				<b>\$25,700.00</b>
<b>Contractor</b>				
BB Trench, Backfill, Conduit, Full Encasement	0	Ft.	\$105.00	\$0.00
BB Trench, Backfill, Conduit, Semi Encasement	0	Ea.	\$85.00	\$0.00
Local Distribution Trench, Backfill, Conduit, No Encasement	0	Ft.	\$65.00	\$0.00
Convert Service with existing UG Service	16	Ea.	\$1,800.00	\$28,800.00
Convert Service with existing OH Service	6	Ea.	\$3,300.00	\$19,800.00
Mainline Services	0	Ft.	\$35.00	\$0.00
<b>Total</b>				<b>\$48,600.00</b>
<b>Total Backbone Cost</b>				<b>\$160,050.00</b>
<b>Total Number of Lots</b>				<b>22</b>
<b>Private Property Per Lot</b>				<b>\$7,275.00</b>



Date: 12/11/2008

**Exhibit D  
Dry Utility Opinion Of Cost  
Optional Items**

**Gas**

Distribution Main	0 Ft.	\$15.00	\$0.00
Distribution Main/Bring - Up	0 Ft.	\$17.00	\$0.00
Gas Main Relocation	0 Ft.	\$25.00	\$0.00
Service Stubs	22 Ea.	\$150.00	\$3,300.00
Joint Trench Credit	0 Ft.	(\$1.00)	\$0.00
ITCC Charges	0 Ea.	35%	\$1,155.00
<b>Total</b>			<b>\$4,455.00</b>

**Street Lights**

Electroliers/Heads In-Tract	0 Ea.	\$1,700.00	\$0.00
Electroliers/Heads Backbone	0 Ea.	\$2,200.00	\$0.00
Meter Pedestal	0 Ea.	\$3,655.00	\$0.00
<b>Total</b>			<b>\$0.00</b>

**Study Area 2 - Downtown Commercial Area:** is bordered by Avenida Bermudas to the west, Calle Guatemala to the east, Avenida La Fonda to the north and Calle Amigo to the south. The majority of the electrical, telephone, and cable TV facilities in Study Area 2 are overhead facilities. The utility's main feeder systems primarily run overhead north and south. The utility's local distribution systems primarily run east and west along the alleyways and/or rear property lines of the businesses and homes.

The Public Right of Way and Private Property cost estimates were based on a sample study area of 8 businesses. The sample study area is the alley between Avenida La Fonda and Calle Estado from Avenida Bermudas to Desert Club Dr.

- The businesses in this area are served by overhead and underground services.
- Electric service equipment on the buildings varies significantly.
- The size of lot, hardscape, and landscaping conditions vary.
- The area is not very dense and there are many of vacant lots in the area causing the cost per lot to increase dramatically.

**Exhibit A**

**City Of La Quinta  
Study Area 2  
Downtown Commercial**

**Area #2**

**Sample Area**

---

Alley between Avenida La Fonda and Calle Estado

**Description of Sample Area**

---

Number of Lots in sample area:

8

Linear Footage:

720

Description of existing utilities:

The existing overhead utilities include: Imperial Irrigation District (electric), Verizon (phone), Time Warner (cable TV). The existing overhead facilities and poles are located along the rear property line in the alleyways between the businesses. There are also existing overhead facilities on the street frontage of Desert Club Drive.

Description of existing services:

The existing utility services are underground/overhead from the overhead poles to the business.

Description of new underground utilities:

The new underground utilities will be placed in a shared joint trench. It is assumed that the utilities will install the new underground facilities in a shared joint trench in the existing alleys and streets.

**Estimate of Costs - Backbone (8 Commercial Lots)**

Utility Costs

Total  
\$387,416.24

Cost Per Lot  
\$48,427.03

Contractor Costs

\$159,974.12

\$19,996.76

Sub-Total

\$547,390.35

\$68,423.79

**Estimate of Costs - Right Of Way (8 Commercial Lots)**

Utility Costs

Total  
\$169,180.00

Cost Per Lot  
\$21,147.50

Contractor Costs

\$75,600.00

\$9,450.00

Sub-Total

\$244,780.00

\$30,597.50

**Estimate of Costs - Private Property (8 Commercial Lots)**

Utility Costs

Total  
\$74,000.00

Cost Per Lot  
\$9,250.00

Contractor Costs

\$146,400.00

\$18,300.00

Sub-Total

\$220,400.00

\$27,550.00

**Sample Area Total:**

**\$1,012,570.35**

**Sample Area Cost Per Lot:**

**\$126,571.29**

**Exhibit A**

**City Of La Quinta  
Study Area 2  
Downtown Commercial**

**Area #2**

**OVERALL ESTIMATE Area 2**

**Description of Area**

Calle Amigo, Calle Barcelona, Calle Estado, Calle Fortuna, Calle Cadiz, Avenida la Fonda from Avenida Bermudas to Calle Guatamala, Avenida Bermudas from Calle Amigo to Avenida la Fonda, Desert Club Drive from Avenue 52 to Main Street.

Description of existing utilities:

The existing overhead utilities include: Imperial Irrigation District (electric), Verizon (phone), Time Warner (cable TV). The existing overhead facilities and poles are located along the rear property line in the alleyways between the businesses. There are also existing overhead facilities on the street frontage of Desert Club Drive.

Description of existing services:

The existing utility services are underground/overhead from the overhead poles to the businesse.

Description of new underground utilities:

The new underground utiiliies will be placed in a shared joint trench.

It is assumed that the utilities will install the new underground facilities in a shared joint trench in the existing alleys and streets.

**Estimate of Costs - Backbone (51 Developed Parcels)**

	<u>Total</u>	<u>Cost Per Lot</u>
Utility Costs	\$2,469,778.50	\$48,427.03
Contractor Costs	\$1,019,835.00	\$19,996.76
Sub-Total	\$3,489,613.50	\$68,423.79

**Estimate of Costs - Right Of Way (51 Developed Parcels)**

	<u>Total</u>	<u>Cost Per Lot</u>
Utility Costs	\$1,078,522.50	\$21,147.50
Contractor Costs	\$481,950.00	\$9,450.00
Sub-Total	\$1,560,472.50	\$30,597.50

**Estimate of Costs - Private Property (51 Developed Parcels)**

	<u>Total</u>	<u>Cost Per Lot</u>
Utility Costs	\$471,750.00	\$9,250.00
Contractor Costs	\$933,300.00	\$18,300.00
Sub-Total	\$1,405,050.00	\$27,550.00

**Overall Area Total:**

**\$6,455,136.00**

**Overall Area Cost Per Lot:**

**\$126,571.29**



74-130 Country Club Drive, Suite 102  
 Palm Desert, CA 92260  
 Phone: (760) 601-3390, Fax (760) 346-8518

Date: 1/6/09

## Exhibit B Dry Utility Opinion Of Cost

### Backbone Overall Estimate

<b>Client:</b>	City of La Quinta	<b>Project:</b>	La Quinta - Study
<b>Address:</b>	78-495 Calle Tampico La Quinta, CA 92562		Area 2 - Downtown Commercial
<b>Attn:</b>	Nick Nickerson	<b>Type:</b>	Commercial
<b>Telephone:</b>	(760) 346-7481	<b>City/County:</b>	La Quinta, Riverside Co
<b>Fax:</b>	(760) 346-8315		

**Calle Amigo, Calle Barcelona, Calle Estado, Calle Fortuna, Calle Cadiz, Avenida la Fonda from Avenida Bermudas to Calle Guatamala, Avenida Bermudas from Calle Amigo to Avenida la Fonda, Desert Club Drive from Avenue 52 to Main Street.**

#### **Summary Estimated Costs:**

Description	Quantity	Unit	Cost Per	Cost
<b>Electric</b>				
IID Distribution - Commercial	4776	Ft.	\$55.00	\$262,680.00
IID Distribution - Residential	2400	Ft.	\$45.00	\$108,000.00
IID Back Bone Footage	4263	Ft.	\$85.00	\$362,355.00
IID Overhead Removals	8082	Ft.	\$50.00	\$404,100.00
IID Service Conversion with UG Service	0	Ea.	\$950.00	\$0.00
IID Service Conversion with OH Service	0	Ea.	\$1,750.00	\$0.00
<b>Total</b>				<b>\$1,137,135.00</b>
<b>Telephone</b>				
Telephone Conversion/Relocation	11439	Ft.	\$50.00	\$571,950.00
Telephone Service Conversion with UG Service	0	Ea.	\$950.00	\$0.00
Telephone Service Conversion with OH Service	0	Ea.	\$1,750.00	\$0.00
ITCC Charges	0	Ea.	33%	\$188,743.50
<b>Total</b>				<b>\$760,693.50</b>
<b>CATV</b>				
CATV Conversion	11439	Ft.	\$50.00	\$571,950.00
CATV Service Conversion with UG Service	0	Ea.	\$950.00	\$0.00
CATV Service Conversion with OH Service	0	Ea.	\$1,750.00	\$0.00
<b>Total</b>				<b>\$571,950.00</b>
<b>Subtotal Utility Costs</b>				<b>\$2,469,778.50</b>
<b>Contractor</b>				
BB Trench, Backfill, Conduit, Full Encasement	4776	Ft.	\$105.00	\$501,480.00
BB Trench, Backfill, Conduit, Semi Encasement	4263	Ea.	\$85.00	\$362,355.00
Local Distribution Trench, Backfill, Conduit, No Encasement	2400	Ft.	\$65.00	\$156,000.00
Convert Service with existing UG Service	0	Ea.	\$1,800.00	\$0.00
Convert Service with existing OH Service	0	Ea.	\$3,300.00	\$0.00
Mainline Services	0	Ft.	\$35.00	\$0.00
<b>Total</b>				<b>\$1,019,835.00</b>
<b>Subtotal Contractor Costs</b>				<b>\$1,019,835.00</b>
<b>Total Backbone Cost</b>				<b>\$3,489,613.50</b>
<b>Total Number of Lots</b>				<b>51</b>
<b>Backbone Surcharge Per Lot</b>				<b>\$68,423.79</b>



Date: 1/6/2009

**Exhibit B  
Dry Utility Opinion Of Cost  
Optional Items**

<b>Client:</b>	City of La Quinta	<b>Project:</b>	La Quinta - Study
<b>Address:</b>	78-495 Calle Tampico La Quinta, CA 92562		Area 2 - Downtown Commercial Backbone
<b>Attn:</b>	Nick Nickerson	<b>Type:</b>	Commercial
<b>Telephone:</b>	(760) 346-7481	<b>City/County:</b>	La Quinta, Riverside Co
<b>Fax:</b>	(760) 346-8315		

**Gas**

Distribution Main	0 Ft.	\$15.00	\$0.00
Distribution Main/Bring - Up	0 Ft.	\$17.00	\$0.00
Gas Main Relocation	0 Ft.	\$25.00	\$0.00
Service Stubs	0 Ea.	\$150.00	\$0.00
Joint Trench Credit	0 Ft.	(\$1.00)	\$0.00
ITCC Charges	0 Ea.	35%	\$0.00
<b>Total</b>			<b>\$0.00</b>

**Street Lights**

Electroliers/Heads In-Tract	11 Ea.	\$1,700.00	\$18,117.75
Electroliers/Heads Backbone	12 Ea.	\$2,200.00	\$26,268.00
Meter Pedestal	4 Ea.	\$3,655.00	\$14,620.00
<b>Total</b>			<b>\$59,005.75</b>





74-130 Country Club Drive, Suite 102  
 Palm Desert, CA 92260  
 Phone: (760) 601-3390, Fax (760) 346-8518

Date: 1/6/09

## Exhibit C Dry Utility Opinion Of Cost

### Commercial Right of Way Estimate

<b>Client:</b>	City of La Quinta	<b>Project:</b>	La Quinta - Study
<b>Address:</b>	78-495 Calle Tampico La Quinta, CA 92562		Area 2 - Downtown Commercial
<b>Attn:</b>	Nick Nickerson	<b>Type:</b>	Commercial
<b>Telephone:</b>	(760) 346-7481	<b>City/County:</b>	La Quinta, Riverside Co
<b>Fax:</b>	(760) 346-8315		

**Sample Area - Alley between Avenida La Fonda and Calle Estado**

#### Summary Estimated Costs:

Description	Quantity	Unit	Cost Per	Cost
<b>Electric</b>				
IID Distribution - Commercial	720	Ft.	\$65.00	\$46,800.00
IID Distribution - Residential	0	Ft.	\$45.00	\$0.00
IID Back Bone Footage	0	Ft.	\$85.00	\$0.00
IID Overhead Removals	770	Ft.	\$50.00	\$38,500.00
IID Service Conversion with UG Service	0	Ea.	\$950.00	\$0.00
IID Service Conversion with OH Service	0	Ea.	\$1,750.00	\$0.00
<b>Total</b>				<b>\$85,300.00</b>
<b>Telephone</b>				
Telephone Conversion/Relocation	720	Ft.	\$50.00	\$36,000.00
Telephone Service Conversion with UG Service	0	Ea.	\$950.00	\$0.00
Telephone Service Conversion with OH Service	0	Ea.	\$1,750.00	\$0.00
ITCC Charges	0	Ea.	33%	\$11,880.00
<b>Total</b>				<b>\$47,880.00</b>
<b>CATV</b>				
CATV Conversion	720	Ft.	\$50.00	\$36,000.00
CATV Service Conversion with UG Service	0	Ea.	\$950.00	\$0.00
CATV Service Conversion with OH Service	0	Ea.	\$1,750.00	\$0.00
<b>Total</b>				<b>\$36,000.00</b>
<b>Subtotal Utility Costs</b>				<b>\$169,180.00</b>
<b>Contractor</b>				
BB Trench, Backfill, Conduit, Full Encasement	720	Ft.	\$105.00	\$75,600.00
BB Trench, Backfill, Conduit, Semi Encasement	0	Ea.	\$85.00	\$0.00
Local Distribution Trench, Backfill, Conduit, No Encasement	0	Ft.	\$65.00	\$0.00
Convert Service with existing UG Service	0	Ea.	\$1,800.00	\$0.00
Convert Service with existing OH Service	0	Ea.	\$3,300.00	\$0.00
Mainline Services	0	Ft.	\$35.00	\$0.00
<b>Total</b>				<b>\$75,600.00</b>
<b>Subtotal Contractor Costs</b>				<b>\$75,600.00</b>
<b>Total Right Of Way Cost</b>				<b>\$244,780.00</b>
<b>Total Number of Lots</b>				<b>8</b>
<b>Right of Way Surcharge Per Lot</b>				<b>\$30,597.50</b>



Date: 1/6/2009

**Exhibit C  
Dry Utility Opinion Of Cost  
Optional Items**

<b>Client:</b>	City of La Quinta	<b>Project:</b>	La Quinta - Study
<b>Address:</b>	78-495 Calle Tampico La Quinta, CA 92562		Area 2 - Downtown Commercial Right Of Way
<b>Attn:</b>	Nick Nickerson	<b>Type:</b>	Commercial
<b>Telephone:</b>	(760) 346-7481	<b>City/County:</b>	La Quinta, Riverside Co
<b>Fax:</b>	(760) 346-8315		

**Gas**

Distribution Main	0 Ft.	\$15.00	\$0.00
Distribution Main/Bring - Up	0 Ft.	\$17.00	\$0.00
Gas Main Relocation	0 Ft.	\$25.00	\$0.00
Service Stubs	0 Ea.	\$150.00	\$0.00
Joint Trench Credit	0 Ft.	(\$1.00)	\$0.00
ITCC Charges	0 Ea.	35%	\$0.00
<b>Total</b>			<b>\$0.00</b>

**Street Lights**

Electroliers/Heads In-Tract	2 Ea.	\$1,700.00	\$3,060.00
Electroliers/Heads Backbone	0 Ea.	\$2,200.00	0
Meter Pedestal	1 Ea.	\$3,655.00	\$3,655.00
<b>Total</b>			<b>\$6,715.00</b>



74-130 Country Club Drive, Suite 102  
 Palm Desert, CA 92260  
 Phone: (760) 601-3390, Fax (760) 346-8518

Date: 1/6/09

**Exhibit D**  
**Dry Utility Opinion Of Cost**

**Commercial Private Property Estimate**

<b>Client:</b>	City of La Quinta	<b>Project:</b>	La Quinta - Study
<b>Address:</b>	78-495 Calle Tampico La Quinta, CA 92562		Area 2 - Commercial/Residential
<b>Attn:</b>	Nick Nickerson		
<b>Telephone:</b>	(760) 346-7481	<b>Type:</b>	Commercial/Residential
<b>Fax:</b>	(760) 346-8315	<b>City/County:</b>	La Quinta, Riverside Co

**Sample Area - Alley between Avenida La Fonda and Calle Estado**

**Summary Estimated Costs:**

Description	Quantity	Unit	Cost Per	Cost
<b>Electric</b>				
IID Distribution - Commercial	800	Ft.	\$55.00	\$44,000.00
IID Distribution - Residential	0	Ft.	\$45.00	\$0.00
IID Back Bone Footage	0	Ft.	\$85.00	\$0.00
IID Overhead Removals	0	Ft.	\$50.00	\$0.00
IID Service Conversion with UG Service	5	Ea.	\$950.00	\$4,750.00
IID Service Conversion with OH Service	3	Ea.	\$1,750.00	\$5,250.00
<b>Total</b>				<b>\$54,000.00</b>
<b>Telephone</b>				
Telephone Conversion/Relocation	0	Ft.	\$50.00	\$0.00
Telephone Service Conversion with UG Service	5	Ea.	\$950.00	\$4,750.00
Telephone Service Conversion with OH Service	3	Ea.	\$1,750.00	\$5,250.00
ITCC Charges	0	Ea.	33%	\$0.00
<b>Total</b>				<b>\$10,000.00</b>
<b>CATV</b>				
CATV Conversion	0	Ft.	\$50.00	\$0.00
CATV Service Conversion with UG Service	5	Ea.	\$950.00	\$4,750.00
CATV Service Conversion with OH Service	3	Ea.	\$1,750.00	\$5,250.00
<b>Total</b>				<b>\$10,000.00</b>
<b>Subtotal Utility Costs</b>				<b>\$74,000.00</b>
<b>Contractor</b>				
BB Trench, Backfill, Conduit, Full Encasement	800	Ft.	\$105.00	\$84,000.00
BB Trench, Backfill, Conduit, Semi Encasement	200	Ea.	\$85.00	\$17,000.00
Local Distribution Trench, Backfill, Conduit, No Encasement	0	Ft.	\$65.00	\$0.00
Convert Service with existing UG Service	5	Ea.	\$3,800.00	\$19,000.00
Convert Service with existing OH Service	3	Ea.	\$8,800.00	\$26,400.00
Mainline Services	0	Ft.	\$35.00	\$0.00
<b>Total</b>				<b>\$146,400.00</b>
<b>Subtotal Contractor Costs</b>				<b>\$146,400.00</b>
<b>Total Private Property Cost</b>				<b>\$220,400.00</b>
<b>Total Number of Lots</b>				<b>8</b>
<b>Private Property Surcharge Per Lot</b>				<b>\$27,550.00</b>



Date: 1/6/2009

**Exhibit D  
Dry Utility Opinion Of Cost  
Optional Items**

<b>Client:</b>	City of La Quinta	<b>Project:</b>	La Quinta - Study
<b>Address:</b>	78-495 Calle Tampico La Quinta, CA 92562		Area 2 - Downtown Commercial Private Prop
<b>Attn:</b>	Nick Nickerson	<b>Type:</b>	Commercial
<b>Telephone:</b>	(760) 346-7481	<b>City/County:</b>	La Quinta, Riverside Co
<b>Fax:</b>	(760) 346-8315		

**Gas**

Distribution Main	0 Ft.	\$15.00	\$0.00
Distribution Main/Bring - Up	0 Ft.	\$17.00	\$0.00
Gas Main Relocation	0 Ft.	\$25.00	\$0.00
Service Stubs	0 Ea.	\$150.00	\$0.00
Joint Trench Credit	0 Ft.	(\$1.00)	\$0.00
ITCC Charges	0 Ea.	35%	\$0.00
<b>Total</b>			<b>\$0.00</b>

**Street Lights**

Electroliers/Heads In-Tract	0 Ea.	\$1,700.00	\$0.00
Electroliers/Heads Backbone	0 Ea.	\$2,200.00	\$0.00
Meter Pedestal	0 Ea.	\$3,655.00	\$0.00
<b>Total</b>			<b>\$0.00</b>

**Study Area 3 - Down Town Residential Area:** the western portion of Area 3 is bordered by Calle Guatemala to the west, Washington Street to the east, Avenida La Fonda to the north and Avenida Nuestra to the south. The eastern portion of Area 3 is bordered by Washington Street to the west, Calle Rondo to the east, Avenida Ultimo to the north, and Avenia Nuestra to the south.

The majority of the electrical, telephone, and cable TV facilities in Area 3 are overhead facilities. The utility's main overhead feeder systems run east and west. The utility's local distribution systems primarily run north and south along the rear property lines of the homes.

The public Right of Way and Private Property cost estimates were based on a sample study area of 16 homes, 2 lots, and a church. The sample study area is Calle Quito between Avenida Tujunga and Calle Tampico.

- The homes in this area are served by overhead and underground services.
- The type of home and front and rear yard landscaping varies.
- The residential lot frontage is greater than the Cove.
- The area is not as dense as the Cove. There are vacant lots in the area causing the cost per lot to increase.
- Along Calle Rando there appear to be idle de-energized electric facilities at Ultimo and Rando.

**Exhibit A**

**City Of La Quinta  
Study Area 3  
Downtown Residential**

**Area #3**

**Sample Area**

---

Calle Paloma between Avenida Tujunga and Calle Tampico

**Description of Sample Area**

---

Number of Lots in sample area:

19

Linear Footage:

1010

Description of existing utilities:

The existing overhead utilities include: Imperial Irrigation District (electric), Verizon (phone), Time Warner (cable TV). The existing overhead facilities and poles are located along the rear property line of the homes. There are also existing overhead transmission facilities on the street frontage of Calle Rondo that appear to be idle.

Description of existing services:

The existing utility services are underground/overhead from the overhead poles to the homes...

Description of new underground utilities:

The new underground utilities will be placed in a shared joint trench.

It is assumed that the utilities will install the new underground facilities in a shared joint trench in the existing streets

**Estimate of Costs - Backbone (19 Homes)**

---

Utility Costs

**Total**

\$689,348.67

**Cost Per Lot**

\$36,281.51

Contractor Costs

\$304,717.39

\$16,037.76

Sub-Total

\$994,066.07

\$52,319.27

**Estimate of Costs - Right Of Way (19 Homes)**

---

Utility Costs

**Total**

\$229,365.00

**Cost Per Lot**

\$12,071.84

Contractor Costs

\$119,850.00

\$6,307.89

Sub-Total

\$349,215.00

\$18,379.74

**Estimate of Costs - Private Property (19 Homes)**

---

Utility Costs

**Total**

\$61,350.00

**Cost Per Lot**

\$3,228.95

Contractor Costs

\$38,700.00

\$2,036.84

Sub-Total

\$100,050.00

\$5,265.79

**Sample Area Total:**

**\$1,443,331.07**

**Sample Area Cost Per Lot:**

**\$75,964.79**

**Exhibit A**

**City Of La Quinta  
Study Area 3  
Downtown Residential**

**Area #3**

**OVERALL ESTIMATE Area 3**

**Description of Area**

Area south of Avenida La Fonda, North of Avenida Nuestra, East of Washington Street and west of Calle Cadiz  
And the area east of Washington Street west of Calle Rondo, south of Avenida Ultimo and north of Avenida Nuestra

Description of existing utilities:

The existing overhead utilities include: Imperial Irrigation District (electric), Verizon (phone), Time Warner (cable TV).  
The existing overhead facilities and poles are located along the rear property line of the homes.  
There are also existing overhead transmission facilities on the street frontage of Calle Rondo that appear to be idle.

Description of existing services:

The utility services are underground/overhead from the overhead poles to the homes.

Description of new underground utilities:

The new underground utilities will be placed in a shared joint trench.  
It is assumed that the utilities will approve placement of their new underground facilities in the existing streets

**Estimate of Costs - Backbone (165 Homes)**

	<u>Total</u>	<u>Cost Per Lot</u>
Utility Costs	\$5,986,449.00	\$36,281.51
Contractor Costs	\$2,646,230.00	\$16,037.76
Sub-Total	<u>\$8,632,679.00</u>	<u>\$52,319.27</u>

**Estimate of Costs - Right Of Way (165 Homes)**

	<u>Total</u>	<u>Cost Per Lot</u>
Utility Costs	\$1,991,853.95	\$12,071.84
Contractor Costs	\$1,040,802.63	\$6,307.89
Sub-Total	<u>\$3,032,656.58</u>	<u>\$18,379.74</u>

**Estimate of Costs - Private Property (165 Homes)**

	<u>Total</u>	<u>Cost Per Lot</u>
Utility Costs	\$532,776.32	\$3,228.95
Contractor Costs	\$336,078.95	\$2,036.84
Sub-Total	<u>\$868,855.26</u>	<u>\$5,265.79</u>

**Overall Area Total:**

**\$12,534,190.84**

**Overall Area Cost Per Lot:**

**\$75,964.79**



74-130 Country Club Drive, Suite 102  
 Palm Desert, CA 92260  
 Phone: (760) 601-3390, Fax (760) 346-8518

Date: 1/28/09

## Exhibit B Dry Utility Opinion Of Cost

### Backbone Overall Estimate

<b>Client:</b>	City of La Quinta	<b>Project:</b>	La Quinta - Study
<b>Address:</b>	78-495 Calle Tampico La Quinta, CA 92562		Area 3 - Downtown Residential
<b>Attn:</b>	Nick Nickerson		
<b>Telephone:</b>	(760) 346-7481	<b>Type:</b>	Residential
<b>Fax:</b>	(760) 346-8315	<b>City/County:</b>	La Quinta, Riverside Co

**Sample Area - Calle Paloma from Avenida Tujunga to Calle Tampico**

#### Summary Estimated Costs:

Description	Quantity	Unit	Cost Per	Cost
<b>Electric</b>				
IID Distribution - Commercial	0	Ft.	\$55.00	\$0.00
IID Distribution - Residential	12510	Ft.	\$45.00	\$562,950.00
IID Back Bone Footage	14456	Ft.	\$85.00	\$1,228,760.00
IID Overhead Removals	21064	Ft.	\$50.00	\$1,053,200.00
IID Service Conversion with UG Service	0	Ea.	\$950.00	\$0.00
IID Service Conversion with OH Service	0	Ea.	\$1,750.00	\$0.00
<b>Total</b>				<b>\$2,844,910.00</b>
<b>Telephone</b>				
Telephone Conversion/Relocation	26966	Ft.	\$50.00	\$1,348,300.00
Telephone Service Conversion with UG Service	0	Ea.	\$950.00	\$0.00
Telephone Service Conversion with OH Service	0	Ea.	\$1,750.00	\$0.00
ITCC Charges	0	Ea.	33%	\$444,939.00
<b>Total</b>				<b>\$1,793,239.00</b>
<b>CATV</b>				
CATV Conversion	26966	Ft.	\$50.00	\$1,348,300.00
CATV Service Conversion with UG Service	0	Ea.	\$950.00	\$0.00
CATV Service Conversion with OH Service	0	Ea.	\$1,750.00	\$0.00
<b>Total</b>				<b>\$1,348,300.00</b>
<b>Subtotal Utility Costs</b>				<b>\$6,986,449.00</b>
<b>Contractor</b>				
BB Trench, Backfill, Conduit, Full Encasement	14456	Ft.	\$105.00	\$1,517,880.00
BB Trench, Backfill, Conduit, Semi Encasement	12510	Ea.	\$85.00	\$1,063,350.00
Local Distribution Trench, Backfill, Conduit, No Encasement	1000	Ft.	\$65.00	\$65,000.00
Convert Service with existing UG Service		Ea.	\$1,800.00	\$0.00
Convert Service with existing OH Service		Ea.	\$3,300.00	\$0.00
Mainline Services	0	Ft.	\$35.00	\$0.00
<b>Total</b>				<b>\$2,646,230.00</b>
<b>Subtotal Contractor Costs</b>				<b>\$2,646,230.00</b>
<b>Total Backbone Cost</b>				<b>\$8,632,679.00</b>
<b>Total Number of Lots</b>				<b>165</b>
<b>Backbone Surcharge Per Lot</b>				<b>\$52,319.27</b>





Date: 1/28/2009

**Exhibit B  
Dry Utility Opinion Of Cost  
Optional Items**

<b>Client:</b>	City of La Quinta	<b>Project:</b>	La Quinta - Study
<b>Address:</b>	78-495 Calle Tampico La Quinta, CA 92562		Area 3 - Downtown Residential Backbone
<b>Attn:</b>	Nick Nickerson	<b>Type:</b>	Residential
<b>Telephone:</b>	(760) 346-7481	<b>City/County:</b>	La Quinta, Riverside Co
<b>Fax:</b>	(760) 346-8315		

**Gas**

Distribution Main	0 Ft.	\$15.00	\$0.00
Distribution Main/Bring - Up	0 Ft.	\$17.00	\$0.00
Gas Main Relocation	0 Ft.	\$25.00	\$0.00
Service Stubs	0 Ea.	\$150.00	\$0.00
Joint Trench Credit	0 Ft.	(\$1.00)	\$0.00
ITCC Charges	0 Ea.	35%	\$0.00
<b>Total</b>			<b>\$0.00</b>

**Street Lights**

Electroliers/Heads In-Tract	31 Ea.	\$1,700.00	\$0.00
Electroliers/Heads Backbone	36 Ea.	\$2,200.00	\$79,508.00
Meter Pedestal	4 Ea.	\$3,655.00	\$14,620.00
<b>Total</b>			<b>\$94,128.00</b>



74-130 Country Club Drive, Suite 102  
 Palm Desert, CA 92260  
 Phone: (760) 601-3390, Fax (760) 346-8518

Date: 1/28/09

## Exhibit C Dry Utility Opinion Of Cost

### Residential Right of Way Estimate

<b>Client:</b>	City of La Quinta	<b>Project:</b>	La Quinta - Study
<b>Address:</b>	78-495 Calle Tampico La Quinta, CA 92562		Area 3 - Residential
<b>Attn:</b>	Nick Nickerson		
<b>Telephone:</b>	(760) 346-7481	<b>Type:</b>	Residential
<b>Fax:</b>	(760) 346-8315	<b>City/County:</b>	La Quinta, Riverside Co

**Sample Area - Calle Paloma from Avenida Tujunga to Calle Tampico**

**Summary Estimated Costs:**

Description	Quantity	Unit	Cost Per	Cost
<b>Electric</b>				
IID Distribution - Commercial	0	Ft.	\$55.00	\$0.00
IID Distribution - Residential	1010	Ft.	\$45.00	\$45,450.00
IID Back Bone Footage	200	Ft.	\$85.00	\$17,000.00
IID Overhead Removals	985	Ft.	\$50.00	\$49,250.00
IID Service Conversion with UG Service	0	Ea.	\$950.00	\$0.00
IID Service Conversion with OH Service	0	Ea.	\$1,750.00	\$0.00
<b>Total</b>				<b>\$111,700.00</b>
<b>Telephone</b>				
Telephone Conversion/Relocation	1010	Ft.	\$50.00	\$50,500.00
Telephone Service Conversion with UG Service	0	Ea.	\$950.00	\$0.00
Telephone Service Conversion with OH Service	0	Ea.	\$1,750.00	\$0.00
ITCC Charges	0	Ea.	33%	\$16,665.00
<b>Total</b>				<b>\$67,165.00</b>
<b>CATV</b>				
CATV Conversion	1010	Ft.	\$50.00	\$50,500.00
CATV Service Conversion with UG Service	0	Ea.	\$950.00	\$0.00
CATV Service Conversion with OH Service	0	Ea.	\$1,750.00	\$0.00
<b>Total</b>				<b>\$50,500.00</b>
<b>Subtotal Utility Costs</b>				<b>\$229,365.00</b>
<b>Contractor</b>				
BB Trench, Backfill, Conduit, Full Encasement	200	Ft.	\$105.00	\$21,000.00
BB Trench, Backfill, Conduit, Semi Encasement	1010	Ea.	\$85.00	\$85,850.00
Local Distribution Trench, Backfill, Conduit, No Encasement	200	Ft.	\$65.00	\$13,000.00
Convert Service with existing UG Service	0	Ea.	\$1,800.00	\$0.00
Convert Service with existing OH Service	0	Ea.	\$3,300.00	\$0.00
Mainline Services	0	Ft.	\$35.00	\$0.00
<b>Total</b>				<b>\$119,850.00</b>
<b>Subtotal Contractor Costs</b>				<b>\$119,850.00</b>
<b>Total Right Of Way Cost</b>				<b>\$349,215.00</b>
<b>Total Number of Lots</b>				<b>19</b>
<b>Right of Way Surcharge Per Lot</b>				<b>\$18,379.74</b>



Date: 1/28/2009

**Exhibit C  
Dry Utility Opinion Of Cost  
Optional Items**

<b>Client:</b>	City of La Quinta	<b>Project:</b>	La Quinta - Study
<b>Address:</b>	78-495 Calle Tampico La Quinta, CA 92562		Area 3 - Residential Right Of Way
<b>Attn:</b>	Nick Nickerson	<b>Type:</b>	Commercial
<b>Telephone:</b>	(760) 346-7481	<b>City/County:</b>	La Quinta, Riverside Co
<b>Fax:</b>	(760) 346-8315		

**Gas**

Distribution Main	0 Ft.	\$15.00	\$0.00
Distribution Main/Bring - Up	0 Ft.	\$17.00	\$0.00
Gas Main Relocation	0 Ft.	\$25.00	\$0.00
Service Stubs	0 Ea.	\$150.00	\$0.00
Joint Trench Credit	0 Ft.	(\$1.00)	\$0.00
ITCC Charges	0 Ea.	35%	\$0.00
<b>Total</b>			<b>\$0.00</b>

**Street Lights**

Electroliers/Heads In-Tract	3 Ea.	\$1,700.00	\$4,292.50
Electroliers/Heads Backbone	0 Ea.	\$2,200.00	\$0.00
Meter Pedestal	1 Ea.	\$3,655.00	\$3,655.00
<b>Total</b>			<b>\$7,947.50</b>



74-130 Country Club Drive, Suite 102  
 Palm Desert, CA 92260  
 Phone: (760) 601-3390, Fax (760) 346-8518

Date: 1/28/09

## Exhibit D Dry Utility Opinion Of Cost

### Residential Private Property Estimate

<b>Client:</b>	City of La Quinta	<b>Project:</b>	La Quinta - Study
<b>Address:</b>	78-495 Calle Tampico La Quinta, CA 92562		Area 3 - Residential
<b>Attn:</b>	Nick Nickerson		
<b>Telephone:</b>	(760) 346-7481	<b>Type:</b>	Residential
<b>Fax:</b>	(760) 346-8315	<b>City/County:</b>	La Quinta, Riverside Co

**Sample Area - Calle Paloma from Avenida Tujunga to Calle Tampico**

**Summary Estimated Costs:**

Description	Quantity	Unit	Cost Per	Cost
<b>Electric</b>				
IID Distribution - Commercial	0	Ft.	\$55.00	\$0.00
IID Distribution - Residential	0	Ft.	\$45.00	\$0.00
IID Back Bone Footage	0	Ft.	\$85.00	\$0.00
IID Overhead Removals	0	Ft.	\$50.00	\$0.00
IID Service Conversion with UG Service	16	Ea.	\$950.00	\$15,200.00
IID Service Conversion with OH Service	3	Ea.	\$1,750.00	\$5,250.00
<b>Total</b>				<b>\$20,450.00</b>
<b>Telephone</b>				
Telephone Conversion/Relocation	0	Ft.	\$50.00	\$0.00
Telephone Service Conversion with UG Service	16	Ea.	\$950.00	\$15,200.00
Telephone Service Conversion with OH Service	3	Ea.	\$1,750.00	\$5,250.00
ITCC Charges	0	Ea.	33%	\$0.00
<b>Total</b>				<b>\$20,450.00</b>
<b>CATV</b>				
CATV Conversion	0	Ft.	\$50.00	\$0.00
CATV Service Conversion with UG Service	16	Ea.	\$950.00	\$15,200.00
CATV Service Conversion with OH Service	3	Ea.	\$1,750.00	\$5,250.00
<b>Total</b>				<b>\$20,450.00</b>
<b>Subtotal Utility Costs</b>				<b>\$61,350.00</b>
<b>Contractor</b>				
BB Trench, Backfill, Conduit, Full Encasement	0	Ft.	\$105.00	\$0.00
BB Trench, Backfill, Conduit, Semi Encasement	0	Ea	\$85.00	\$0.00
Local Distribution Trench, Backfill, Conduit, No Encasement	0	Ft.	\$65.00	\$0.00
Convert Service with existing UG Service	16	Ea	\$1,800.00	\$28,800.00
Convert Service with existing OH Service	3	Ea	\$3,300.00	\$9,900.00
Mainline Services	0	Ft.	\$35.00	\$0.00
<b>Total</b>				<b>\$38,700.00</b>
<b>Subtotal Contractor Costs</b>				<b>\$38,700.00</b>
<b>Total Private Property Cost</b>				<b>\$100,050.00</b>
<b>Total Number of Lots</b>				<b>19</b>
<b>Private Property Surcharge Per Lot</b>				<b>\$5,265.79</b>



Date: 1/28/2009

### Exhibit D Dry Utility Opinion Of Cost Optional Items

<b>Client:</b>	City of La Quinta	<b>Project:</b>	La Quinta - Study
<b>Address:</b>	78-495 Calle Tampico La Quinta, CA 92562		Area 3 - Residential Private Property
<b>Attn:</b>	Nick Nickerson	<b>Type:</b>	Commercial
<b>Telephone:</b>	(760) 346-7481	<b>City/County:</b>	La Quinta, Riverside Co
<b>Fax:</b>	(760) 346-8315		

**Gas**

Distribution Main	0 Ft.	\$15.00	\$0.00
Distribution Main/Bring - Up	0 Ft.	\$17.00	\$0.00
Gas Main Relocation	0 Ft.	\$25.00	\$0.00
Service Stubs	0 Ea.	\$150.00	\$0.00
Joint Trench Credit	0 Ft.	(\$1.00)	\$0.00
ITCC Charges	0 Ea.	35%	\$0.00
<b>Total</b>			<b>\$0.00</b>

**Street Lights**

Electroliers/Heads In-Tract	3 Ea.	\$1,700.00	\$5,100.00
Electroliers/Heads Backbone	0 Ea.	\$2,200.00	\$0.00
Meter Pedestal	0 Ea.	\$3,655.00	\$0.00
<b>Total</b>			<b>\$5,100.00</b>

**Study Area 4 – Sagebrush:** is residential and identified as Sagebrush, it is bordered by Washington Street to the west, Date Palm Drive to the east, Sagebrush Avenue to the north, and Saguaro Road to the south. Area 4 also includes the eastern side of Washington Street between Saguaro Road and 50th Avenue.

The majority of the electrical, telephone, and cable TV facilities in Study Area 4 are overhead facilities. The utility's main overhead feeder systems run north and south along Washington Street. The utility's local distribution systems primarily run east and west along the rear property lines of the homes.

The Public Right of Way and Private Property cost estimates were based on a sample study area of Bottlebrush Drive east of Date Palm Drive.

- The type of home and front and rear yard landscaping varies.
- Few vacant lots on this block
- The homes in this area are served by overhead and underground services.
- The type of home and front and rear yard landscaping varies.
- The estimates include the conversion of overhead facilities along the east side of Washington Street.

**Exhibit A**

**City Of La Quinta  
Study Area 4  
Sagebrush**

**Area #4**

**Sample Area**

**Sample Area - Bottlebrush Drive East of Date Palm Drive**

**Description of Sample Area**

Number of Lots in sample area:  
Linear Footage:  
Description of existing utilities:

41  
1299

The existing overhead utilities include: Imperial Irrigation District (electric), Verizon (phone), Time Warner (cable TV).  
The existing overhead facilities and poles are located along the rear property line of the homes and businesses.  
There are also existing overhead facilities on the street frontage of Washington Street

Description of existing services:  
Description of new underground utilities:

The existing utility services are underground/overhead from the overhead poles to the homes...  
The new underground utilities will be placed in a shared joint trench.  
It is assumed that the utilities will install the new underground facilities in a shared joint trench in the existing streets

**Estimate of Costs - Backbone (41 Homes)**

Utility Costs  
Contractor Costs  
Sub-Total

<u>Total</u>	<u>Cost Per Lot</u>
\$423,775.61	\$10,335.99
\$212,561.79	\$5,184.43
<u>\$636,337.41</u>	<u>\$15,520.42</u>

**Estimate of Costs - Right Of Way (41 Homes)**

Utility Costs  
Contractor Costs  
Sub-Total

<u>Total</u>	<u>Cost Per Lot</u>
\$284,288.50	\$6,933.87
\$131,415.00	\$3,205.24
<u>\$415,703.50</u>	<u>\$10,139.11</u>

**Estimate of Costs - Private Property (41 Homes)**

Utility Costs  
Contractor Costs  
Sub-Total

<u>Total</u>	<u>Cost Per Lot</u>
\$208,050.00	\$5,074.39
\$130,800.00	\$3,190.24
<u>\$338,850.00</u>	<u>\$8,264.63</u>

**Sample Area Total:**

**\$1,390,890.91**

**Sample Area Cost Per Lot:**

**\$33,924.17**

**Exhibit A**

**City of La Quinta  
Study Area 4  
Sagebrush**

**Area #4**

**OVERALL ESTIMATE Area 4**

**Description of Area**

Streets included are Sagebrush Avenue, Bottlebrush Avenue, and Saguaro Road, including Date Palm Drive to the east and Washington Street to the west.

Description of existing utilities:

The existing overhead utilities include: Imperial Irrigation District (electric), Verizon (phone), Time Warner (cable TV). The existing overhead facilities and poles are located along the rear property line of the homes and businesses. There are also existing overhead facilities on the street frontage of Desert Club Drive.

Description of existing services:

The utility services are underground/overhead from the overhead poles to the homes...

Description of new underground utilities:

The new underground utilities will be placed in a shared joint trench. It is assumed that the utilities will approve placement of their new underground facilities in the existing streets

**Estimate of Costs - Backbone (106 Homes)**

	<u>Total</u>	<u>Cost Per Lot</u>
Utility Costs	\$1,095,615.00	\$10,335.99
Contractor Costs	\$549,550.00	\$5,184.43
Sub-Total	<u>\$1,645,165.00</u>	<u>\$15,520.42</u>

**Estimate of Costs - Right Of Way (106 Homes)**

	<u>Total</u>	<u>Cost Per Lot</u>
Utility Costs	\$734,989.78	\$6,933.87
Contractor Costs	\$339,755.85	\$3,205.24
Sub-Total	<u>\$1,074,745.63</u>	<u>\$10,139.11</u>

**Estimate of Costs - Private Property (106 Homes)**

	<u>Total</u>	<u>Cost Per Lot</u>
Utility Costs	\$537,885.37	\$5,074.39
Contractor Costs	\$338,165.85	\$3,190.24
Sub-Total	<u>\$876,051.22</u>	<u>\$8,264.63</u>

<b>Overall Area Total:</b>	<b><u>\$3,595,961.85</u></b>	
<b>Overall Area Cost Per Lot:</b>		<b><u>\$33,924.17</u></b>





74-130 Country Club Drive, Suite 102  
 Palm Desert, CA 92260  
 Phone: (760) 601-3390, Fax (760) 346-8518

Date: 1/28/09

## Exhibit B Dry Utility Opinion Of Cost

### Backbone Overall Estimate

<b>Client:</b>	City of La Quinta	<b>Project:</b>	La Quinta - Study
<b>Address:</b>	78-495 Calle Tampico La Quinta, CA 92562		Area 4 - Sagebrush
<b>Attn:</b>	Nick Nickerson	<b>Type:</b>	Residential
<b>Telephone:</b>	(760) 346-7481	<b>City/County:</b>	La Quinta, Riverside Co
<b>Fax:</b>	(760) 346-8315		

**Sample Area - Bottlebrush Drive East of Date Palm Drive**

Description	Quantity	Unit	Cost Per	Cost
<b>Summary Estimated Costs:</b>				
<b>Electric</b>				
IID Distribution - Commercial	0	Ft.	\$55.00	\$0.00
IID Distribution - Residential	2410	Ft.	\$45.00	\$108,450.00
IID Back Bone Footage	2600	Ft.	\$85.00	\$221,000.00
IID Overhead Removals	3650	Ft.	\$50.00	\$182,500.00
IID Service Conversion with UG Service	0	Ea.	\$950.00	\$0.00
IID Service Conversion with OH Service	0	Ea.	\$1,750.00	\$0.00
<b>Total</b>				<b>\$511,950.00</b>
<b>Telephone</b>				
Telephone Conversion/Relocation	5010	Ft.	\$50.00	\$250,500.00
Telephone Service Conversion with UG Service	0	Ea.	\$950.00	\$0.00
Telephone Service Conversion with OH Service	0	Ea.	\$1,750.00	\$0.00
ITCC Charges	0	Ea.	33%	\$82,665.00
<b>Total</b>				<b>\$333,165.00</b>
<b>CATV</b>				
CATV Conversion	5010	Ft.	\$50.00	\$250,500.00
CATV Service Conversion with UG Service	0	Ea.	\$950.00	\$0.00
CATV Service Conversion with OH Service	0	Ea.	\$1,750.00	\$0.00
<b>Total</b>				<b>\$250,500.00</b>
<b>Subtotal Utility Costs</b>				<b>\$1,095,615.00</b>
<b>Contractor</b>				
BB Trench, Backfill, Conduit, Full Encasement	2410	Ft.	\$105.00	\$253,050.00
BB Trench, Backfill, Conduit, Semi Encasement	2600	Ea.	\$85.00	\$221,000.00
Local Distribution Trench, Backfill, Conduit, No Encasement	1000	Ft.	\$65.00	\$65,000.00
Convert Service with existing UG Service		Ea.	\$1,800.00	\$0.00
Convert Service with existing OH Service		Ea.	\$3,300.00	\$0.00
Miscellaneous Services	300	Ft.	\$35.00	\$10,500.00
<b>Total</b>				<b>\$549,550.00</b>
<b>Subtotal Contractor Costs</b>				<b>\$549,550.00</b>
<b>Total Backbone Cost</b>				<b>\$1,645,165.00</b>
<b>Total Number of Lots</b>				<b>165</b>
<b>Backbone Surcharge Per Lot</b>				<b>\$9,970.70</b>



Date: 1/28/2009

**Exhibit B  
Dry Utility Opinion Of Cost  
Optional Items**

<b>Client:</b>	City of La Quinta	<b>Project:</b>	La Quinta - Study
<b>Address:</b>	78-495 Calle Tampico La Quinta, CA 92562		Area 4 - Sagebrush Backbone
<b>Attn:</b>	Nick Nickerson	<b>Type:</b>	Residential
<b>Telephone:</b>	(760) 346-7481	<b>City/County:</b>	La Quinta, Riverside Co
<b>Fax:</b>	(760) 346-8315		

**Gas**

Distribution Main	0 Ft.	\$15.00	\$0.00
Distribution Main/Bring - Up	0 Ft.	\$17.00	\$0.00
Gas Main Relocation	0 Ft.	\$25.00	\$0.00
Service Stubs	0 Ea.	\$150.00	\$0.00
Joint Trench Credit	0 Ft.	(\$1.00)	\$0.00
ITCC Charges	0 Ea.	35%	\$0.00
<b>Total</b>			<b>\$0.00</b>

**Street Lights**

Electroliers/Heads In-Tract	0 Ea.	\$1,700.00	\$0.00
Electroliers/Heads Backbone	6 Ea.	\$2,200.00	\$13,255.00
Meter Pedestal	10 Ea.	\$3,655.00	\$36,550.00
<b>Total</b>			<b>\$49,805.00</b>



74-130 Country Club Drive, Suite 102  
 Palm Desert, CA 92260  
 Phone: (760) 601-3390, Fax (760) 346-8518

Date: 1/28/09

## Exhibit C Dry Utility Opinion Of Cost

### Residential Right of Way Estimate

<b>Client:</b>	City of La Quinta	<b>Project:</b>	La Quinta - Study
<b>Address:</b>	78-495 Calle Tampico La Quinta, CA 92562		Area 4 - Sagebrush
<b>Attn:</b>	Nick Nickerson	<b>Type:</b>	Residential
<b>Telephone:</b>	(760) 346-7481	<b>City/County:</b>	La Quinta, Riverside Co
<b>Fax:</b>	(760) 346-8315		

**Sample Area - Bottlebrush Drive East of Date Palm Drive**

**Summary Estimated Costs:**

Description	Quantity	Unit	Cost Per	Cost
<b>Electric</b>				
IID Distribution - Commercial	0	Ft.	\$55.00	\$0.00
IID Distribution - Residential	1299	Ft.	\$45.00	\$58,455.00
IID Back Bone Footage	200	Ft.	\$85.00	\$17,000.00
IID Overhead Removals	1150	Ft.	\$50.00	\$57,500.00
IID Service Conversion with UG Service	0	Ea.	\$950.00	\$0.00
IID Service Conversion with OH Service	0	Ea.	\$1,750.00	\$0.00
<b>Total</b>				<b>\$132,955.00</b>
<b>Telephone</b>				
Telephone Conversion/Relocation	1299	Ft.	\$50.00	\$64,950.00
Telephone Service Conversion with UG Service	0	Ea.	\$950.00	\$0.00
Telephone Service Conversion with OH Service	0	Ea.	\$1,750.00	\$0.00
ITCC Charges	0	Ea.	33%	\$21,433.50
<b>Total</b>				<b>\$86,383.50</b>
<b>CATV</b>				
CATV Conversion	1299	Ft.	\$50.00	\$64,950.00
CATV Service Conversion with UG Service	0	Ea.	\$950.00	\$0.00
CATV Service Conversion with OH Service	0	Ea.	\$1,750.00	\$0.00
<b>Total</b>				<b>\$64,950.00</b>
<b>Subtotal Utility Costs</b>				<b>\$284,288.50</b>
<b>Contractor</b>				
BB Trench, Backfill, Conduit, Full Encasement	200	Ft.	\$105.00	\$21,000.00
BB Trench, Backfill, Conduit, Semi Encasement	1299	Ea.	\$85.00	\$110,415.00
Local Distribution Trench, Backfill, Conduit, No Encasement	0	Ft.	\$65.00	\$0.00
Convert Service with existing UG Service	0	Ea.	\$1,800.00	\$0.00
Convert Service with existing OH Service	0	Ea.	\$3,300.00	\$0.00
Mainline Services	0	Ft.	\$35.00	\$0.00
<b>Total</b>				<b>\$131,415.00</b>
<b>Subtotal Contractor Costs</b>				<b>\$131,415.00</b>
<b>Total Right Of Way Cost</b>				<b>\$415,703.50</b>
<b>Total Number of Lots</b>				<b>41</b>
<b>Right of Way Surcharge Per Lot</b>				<b>\$10,139.11</b>



Date: 1/28/2009

### Exhibit C Dry Utility Opinion Of Cost Optional Items

<b>Client:</b>	City of La Quinta	<b>Project:</b>	La Quinta - Study
<b>Address:</b>	78-495 Calle Tampico La Quinta, CA 92562		Area 4 - Sagebrush Right Of Way
<b>Attn:</b>	Nick Nickerson	<b>Type:</b>	Residential
<b>Telephone:</b>	(760) 346-7481	<b>City/County:</b>	La Quinta, Riverside Co
<b>Fax:</b>	(760) 346-8315		

**Gas**

Distribution Main	0 Ft.	\$15.00	\$0.00
Distribution Main/Bring - Up	0 Ft.	\$17.00	\$0.00
Gas Main Relocation	0 Ft.	\$25.00	\$0.00
Service Stubs	0 Ea.	\$150.00	\$0.00
Joint Trench Credit	0 Ft.	(\$1.00)	\$0.00
ITCC Charges	0 Ea.	35%	\$0.00
<b>Total</b>			<b>\$0.00</b>

**Street Lights**

Electroliers/Heads In-Tract	3 Ea.	\$1,700.00	\$5,100.00
Electroliers/Heads Backbone	0 Ea.	\$2,200.00	\$0.00
Meter Pedestal	0 Ea.	\$3,655.00	\$0.00
<b>Total</b>			<b>\$5,100.00</b>



74-130 Country Club Drive, Suite 102  
 Palm Desert, CA 92260  
 Phone: (760) 601-3390, Fax (760) 346-8518

Date: 1/28/09

## Exhibit D Dry Utility Opinion Of Cost

### Residential Private Property Estimate

<b>Client:</b>	City of La Quinta	<b>Project:</b>	La Quinta - Study
<b>Address:</b>	78-495 Calle Tampico La Quinta, CA 92562		Area 4 - Sagebrush
<b>Attn:</b>	Nick Nickerson	<b>Type:</b>	Residential
<b>Telephone:</b>	(760) 346-7481	<b>City/County:</b>	La Quinta, Riverside Co
<b>Fax:</b>	(760) 346-8315		

**Sample Area - Bottlebrush Drive East of Date Palm Drive**

#### Summary Estimated Costs:

Description	Quantity	Unit	Cost Per	Cost
<b>Electric</b>				
IID Distribution - Commercial	0	Ft.	\$55.00	\$0.00
IID Distribution - Residential	0	Ft.	\$45.00	\$0.00
IID Back Bone Footage	0	Ft.	\$85.00	\$0.00
IID Overhead Removals	0	Ft.	\$50.00	\$0.00
IID Service Conversion with UG Service	3	Ea.	\$950.00	\$2,850.00
IID Service Conversion with OH Service	38	Ea.	\$1,750.00	\$66,500.00
<b>Total</b>				<b>\$69,350.00</b>
<b>Telephone</b>				
Telephone Conversion/Relocation	0	Ft.	\$50.00	\$0.00
Telephone Service Conversion with UG Service	3	Ea.	\$950.00	\$2,850.00
Telephone Service Conversion with OH Service	38	Ea.	\$1,750.00	\$66,500.00
ITCC Charges	0	Ea.	33%	\$0.00
<b>Total</b>				<b>\$69,350.00</b>
<b>CATV</b>				
CATV Conversion	0	Ft.	\$50.00	\$0.00
CATV Service Conversion with UG Service	3	Ea.	\$950.00	\$2,850.00
CATV Service Conversion with OH Service	38	Ea.	\$1,750.00	\$66,500.00
<b>Total</b>				<b>\$69,350.00</b>
<b>Subtotal Utility Costs</b>				<b>\$208,050.00</b>
<b>Contractor</b>				
BB Trench, Backfill, Conduit, Full Encasement	0	Ft.	\$105.00	\$0.00
BB Trench, Backfill, Conduit, Semi Encasement	0	Ea.	\$85.00	\$0.00
Local Distribution Trench, Backfill, Conduit, No Encasement	0	Ft.	\$65.00	\$0.00
Convert Service with existing UG Service	3	Ea.	\$1,800.00	\$5,400.00
Convert Service with existing OH Service	38	Ea.	\$3,300.00	\$125,400.00
Mainline Services	0	Ft.	\$35.00	\$0.00
<b>Total</b>				<b>\$130,800.00</b>
<b>Subtotal Contractor Costs</b>				<b>\$130,800.00</b>
<b>Total Private Property Cost</b>				<b>\$338,850.00</b>
<b>Total Number of Lots</b>				<b>41</b>
<b>Private Property Surcharge Per Lot</b>				<b>\$8,264.63</b>



Date: 1/28/2009

**Exhibit D  
Dry Utility Opinion Of Cost  
Optional Items**

<b>Client:</b>	City of La Quinta	<b>Project:</b>	La Quinta - Study
<b>Address:</b>	78-495 Calle Tampico La Quinta, CA 92562		Area 4 - Sagebrush Private Property
<b>Attn:</b>	Nick Nickerson	<b>Type:</b>	Residential
<b>Telephone:</b>	(760) 346-7481	<b>City/County:</b>	La Quinta, Riverside Co
<b>Fax:</b>	(760) 346-8315		

**Gas**

Distribution Main	0 Ft.	\$15.00	\$0.00
Distribution Main/Bring - Up	0 Ft.	\$17.00	\$0.00
Gas Main Relocation	0 Ft.	\$25.00	\$0.00
Service Stubs	0 Ea.	\$150.00	\$0.00
Joint Trench Credit	0 Ft.	(\$1.00)	\$0.00
ITCC Charges	0 Ea.	35%	\$0.00
<b>Total</b>			<b>\$0.00</b>

**Street Lights**

Electroliers/Heads In-Tract	3 Ea.	\$1,700.00	\$5,100.00
Electroliers/Heads Backbone	0 Ea.	\$2,200.00	\$0.00
Meter Pedestal	0 Ea.	\$3,655.00	\$0.00
<b>Total</b>			<b>\$5,100.00</b>

**Study Area 5- Highland Palms:** is residential and identified as Highland Palms, it is bordered by Highland Palms Drive to the west and south, Washington Street to the east, and Singing Palms Drive to the north.

The majority of the electrical, telephone, and cable TV facilities in Area 5 are overhead facilities. The utility's main overhead feeder systems run along Highland Palms Drive, as well as north and south along the rear property lines of the homes on Washington Street. The utility's local distribution systems primarily run east and west along the rear property lines of the homes.

The Public Right of Way and Private Property cost estimates were based on a sample study area of Highland Palms Drive.

- The homes in this area are predominately served by overhead services.
- The type of home and front and rear yard landscaping varies.
- Few vacant lots in this area.
- The residential lot frontage is greater than the Cove.
- The facilities along Highland Palms Drive run along the lot frontages.

**Exhibit A**

**City Of La Quinta  
Study Area 5  
Highland Palms**

**Area #5**

**Sample Area**

Highland Palms Drive from Washington Street west to area limits

**Description of Sample Area**

Number of Lots in sample area:

20

Linear Footage:

1280

Description of existing utilities:

The existing overhead utilities include: Imperial Irrigation District (electric), Verizon (phone), Time Warner (cable TV).  
The existing overhead facilities and poles are located primarily along the rear property line of the homes.  
There are also existing overhead facilities on the street frontage of Highland Palms Drive.

Description of existing services:

The existing utility services are underground/overhead from the overhead poles to the homes...

Description of new underground utilities:

The new underground utilities will be placed in a shared joint trench.

It is assumed that the utilities will install the new underground facilities in a shared joint trench in the existing streets

**Estimate of Costs - Backbone (20 Homes)**

Utility Costs

Total

\$379,871.28

Cost Per Lot

\$18,993.56

Contractor Costs

\$169,393.62

\$8,469.68

Sub-Total

\$549,264.89

\$27,463.24

**Estimate of Costs - Right Of Way (20 Homes)**

Utility Costs

Total

\$298,720.00

Cost Per Lot

\$14,936.00

Contractor Costs

\$142,800.00

\$7,140.00

Sub-Total

\$441,520.00

\$22,076.00

**Estimate of Costs - Private Property (20 Homes)**

Utility Costs

Total

\$102,600.00

Cost Per Lot

\$5,130.00

Contractor Costs

\$64,500.00

\$3,225.00

Sub-Total

\$167,100.00

\$8,355.00

**Sample Area Total:**

**\$1,157,884.89**

**Sample Area Cost Per Lot:**

**\$57,894.24**



**Exhibit A**

**City Of La Quinta  
Study Area 5  
Highland Palms**

**Area #5**

**OVERALL ESTIMATE Area 5**

---

**Description of Area**

---

Area south of Singing Palms Drive, west of Washington Streets, east and north of Highland Palms Drive

Description of existing utilities:

The existing overhead utilities include: Imperial Irrigation District (electric), Verizon (phone), Time Warner (cable TV). The existing overhead facilities and poles are located along the rear property line of the homes and businesses. There are also existing overhead facilities on the street frontage of Desert Club Drive.

Description of existing services:

The utility services are underground/overhead from the overhead poles to the homes...

Description of new underground utilities:

The new underground utilities will be placed in a shared joint trench.

It is assumed that the utilities will approve placement of their new underground facilities in the existing streets

**Estimate of Costs - Backbone (94 Homes)**

---

	<u>Total</u>	<u>Cost Per Lot</u>
Utility Costs	\$1,785,395.00	\$18,993.56
Contractor Costs	\$796,150.00	\$8,469.68
Sub-Total	<u>\$2,581,545.00</u>	<u>\$27,463.24</u>

**Estimate of Costs - Right Of Way (94 Homes)**

---

	<u>Total</u>	<u>Cost Per Lot</u>
Utility Costs	\$1,403,984.00	\$14,936.00
Contractor Costs	\$671,160.00	\$7,140.00
Sub-Total	<u>\$2,075,144.00</u>	<u>\$22,076.00</u>

**Estimate of Costs - Private Property (94 Homes)**

---

	<u>Total</u>	<u>Cost Per Lot</u>
Utility Costs	\$482,220.00	\$5,130.00
Contractor Costs	\$303,150.00	\$3,225.00
Sub-Total	<u>\$785,370.00</u>	<u>\$8,355.00</u>

**Overall Area Total:**

**\$5,442,059.00**

**Overall Area Cost Per Lot:**

**\$57,894.24**



74-130 Country Club Drive, Suite 102  
 Palm Desert, CA 92260  
 Phone: (760) 601-3390, Fax (760) 346-8518

Date: 1/28/09

## Exhibit B Dry Utility Opinion Of Cost

### Backbone Overall Estimate

<b>Client:</b>	City of La Quinta	<b>Project:</b>	La Quinta - Study
<b>Address:</b>	78-495 Calle Tampico La Quinta, CA 92562		Area 5 - Highland Palms Residential
<b>Attn:</b>	Nick Nickerson		
<b>Telephone:</b>	(760) 346-7481	<b>Type:</b>	Residential
<b>Fax:</b>	(760) 346-8315	<b>City/County:</b>	La Quinta, Riverside Co

**Sample Area - Highland Palms Drive**

<b>Summary Estimated Costs:</b>
---------------------------------

Description	Quantity	Unit	Cost Per	Cost
<b>Electric</b>				
IID Distribution - Commercial	0	Ft.	\$55.00	\$0.00
IID Distribution - Residential	3705	Ft.	\$45.00	\$166,725.00
IID Back Bone Footage	4025	Ft.	\$85.00	\$342,125.00
IID Overhead Removals	7520	Ft.	\$50.00	\$376,000.00
IID Service Conversion with UG Service	0	Ea.	\$950.00	\$0.00
IID Service Conversion with OH Service	0	Ea.	\$1,750.00	\$0.00
<b>Total</b>				<b>\$884,850.00</b>
<b>Telephone</b>				
Telephone Conversion/Relocation	7730	Ft.	\$50.00	\$386,500.00
Telephone Service Conversion with UG Service	0	Ea.	\$950.00	\$0.00
Telephone Service Conversion with OH Service	0	Ea.	\$1,750.00	\$0.00
ITCC Charges	0	Ea.	33%	\$127,545.00
<b>Total</b>				<b>\$514,045.00</b>
<b>CATV</b>				
CATV Conversion	7730	Ft.	\$50.00	\$386,500.00
CATV Service Conversion with UG Service	0	Ea.	\$950.00	\$0.00
CATV Service Conversion with OH Service	0	Ea.	\$1,750.00	\$0.00
<b>Total</b>				<b>\$386,500.00</b>
<b>Subtotal Utility Costs</b>				<b>\$1,785,395.00</b>
<b>Contractor</b>				
BB Trench, Backfill, Conduit, Full Encasement	3705	Ft.	\$105.00	\$389,025.00
BB Trench, Backfill, Conduit, Semi Encasement	4025	Ea.	\$85.00	\$342,125.00
Local Distribution Trench, Backfill, Conduit, No Encasement	1000	Ft.	\$65.00	\$65,000.00
Convert Service with existing UG Service		Ea.	\$1,800.00	\$0.00
Convert Service with existing OH Service		Ea.	\$3,300.00	\$0.00
Mainline Services	0	Ft.	\$35.00	\$0.00
<b>Total</b>				<b>\$796,150.00</b>
<b>Subtotal Contractor Costs</b>				<b>\$796,150.00</b>
<b>Total Backbone Cost</b>				<b>\$2,581,545.00</b>
<b>Total Number of Lots</b>				<b>94</b>
<b>Backbone Surcharge Per Lot</b>				<b>\$27,463.24</b>



Date: 1/28/2009

**Exhibit B  
Dry Utility Opinion Of Cost  
Optional Items**

<b>Client:</b>	City of La Quinta	<b>Project:</b>	La Quinta - Study
<b>Address:</b>	78-495 Calle Tampico La Quinta, CA 92562		Area 5 - Highland Palms Residential Backbone
<b>Attn:</b>	Nick Nickerson	<b>Type:</b>	Residential
<b>Telephone:</b>	(760) 346-7481	<b>City/County:</b>	La Quinta, Riverside Co
<b>Fax:</b>	(760) 346-8315		

**Gas**

Distribution Main	0 Ft.	\$15.00	\$0.00
Distribution Main/Bring - Up	0 Ft.	\$17.00	\$0.00
Gas Main Relocation	0 Ft.	\$25.00	\$0.00
Service Stubs	0 Ea.	\$150.00	\$0.00
Joint Trench Credit	0 Ft.	(\$1.00)	\$0.00
ITCC Charges	0 Ea.	35%	\$0.00
<b>Total</b>			<b>\$0.00</b>

**Street Lights**

Electroliers/Heads In-Tract	0 Ea.	\$1,700.00	\$0.00
Electroliers/Heads Backbone	9 Ea.	\$2,200.00	\$20,377.50
Meter Pedestal	10 Ea.	\$3,655.00	\$36,550.00
<b>Total</b>			<b>\$56,927.50</b>



74-130 Country Club Drive, Suite 102  
 Palm Desert, CA 92260  
 Phone: (760) 601-3390, Fax (760) 346-8518

Date: 1/28/09

## Exhibit C Dry Utility Opinion Of Cost

### Residential Right of Way Estimate

<b>Client:</b>	City of La Quinta	<b>Project:</b>	La Quinta - Study
<b>Address:</b>	78-495 Calle Tampico La Quinta, CA 92562		Area 5 - Highland Palms Residential
<b>Attn:</b>	Nick Nickerson	<b>Type:</b>	Residential
<b>Telephone:</b>	(760) 346-7481	<b>City/County:</b>	La Quinta, Riverside Co
<b>Fax:</b>	(760) 346-8315		

**Sample Area - Highland Palms Drive**

**Summary Estimated Costs:**

Description	Quantity	Unit	Cost Per	Cost
<b>Electric</b>				
IID Distribution - Commercial	200	Ft.	\$55.00	\$11,000.00
IID Distribution - Residential	1280	Ft.	\$45.00	\$57,600.00
IID Back Bone Footage	200	Ft.	\$85.00	\$17,000.00
IID Overhead Removals	1280	Ft.	\$50.00	\$64,000.00
IID Service Conversion with UG Service	0	Ea.	\$950.00	\$0.00
IID Service Conversion with OH Service	0	Ea.	\$1,750.00	\$0.00
<b>Total</b>				<b>\$149,600.00</b>
<b>Telephone</b>				
Telephone Conversion/Relocation	1280	Ft.	\$50.00	\$64,000.00
Telephone Service Conversion with UG Service	0	Ea.	\$950.00	\$0.00
Telephone Service Conversion with OH Service	0	Ea.	\$1,750.00	\$0.00
ITCC Charges	0	Ea.	33%	\$21,120.00
<b>Total</b>				<b>\$85,120.00</b>
<b>CATV</b>				
CATV Conversion	1280	Ft.	\$50.00	\$64,000.00
CATV Service Conversion with UG Service	0	Ea.	\$950.00	\$0.00
CATV Service Conversion with OH Service	0	Ea.	\$1,750.00	\$0.00
<b>Total</b>				<b>\$64,000.00</b>
<b>Subtotal Utility Costs</b>				<b>\$298,720.00</b>
<b>Contractor</b>				
BB Trench, Backfill, Conduit, Full Encasement	200	Ft.	\$105.00	\$21,000.00
BB Trench, Backfill, Conduit, Semi Encasement	1280	Ea.	\$85.00	\$108,800.00
Local Distribution Trench, Backfill, Conduit, No Encasement	200	Ft.	\$65.00	\$13,000.00
Convert Service with existing UG Service	0	Ea.	\$1,800.00	\$0.00
Convert Service with existing OH Service	0	Ea.	\$3,300.00	\$0.00
Mainline Services	0	Ft.	\$35.00	\$0.00
<b>Total</b>				<b>\$142,800.00</b>
<b>Subtotal Contractor Costs</b>				<b>\$142,800.00</b>
<b>Total Right Of Way Cost</b>				<b>\$441,520.00</b>
<b>Total Number of Lots</b>				<b>20</b>
<b>Right of Way Surcharge Per Lot</b>				<b>\$22,076.00</b>



Date: 1/28/2009

### Exhibit C Dry Utility Opinion Of Cost Optional Items

<b>Client:</b>	City of La Quinta	<b>Project:</b>	La Quinta - Study
<b>Address:</b>	78-495 Calle Tampico La Quinta, CA 92562		Area 5 - Highland Palms Residential Right Of Way
<b>Attn:</b>	Nick Nickerson	<b>Type:</b>	Residential
<b>Telephone:</b>	(760) 346-7481	<b>City/County:</b>	La Quinta, Riverside Co
<b>Fax:</b>	(760) 346-8315		

**Gas**

Distribution Main	0 Ft.	\$15.00		\$0.00
Distribution Main/Bring - Up	0 Ft.	\$17.00		\$0.00
Gas Main Relocation	0 Ft.	\$25.00		\$0.00
Service Stubs	0 Ea.	\$150.00		\$0.00
Joint Trench Credit	0 Ft.	(\$1.00)		\$0.00
ITCC Charges	0 Ea.	35%		\$0.00
<b>Total</b>				<b>\$0.00</b>

**Street Lights**

Electroliers/Heads In-Tract	3 Ea.	\$1,700.00		\$5,100.00
Electroliers/Heads Backbone	0 Ea.	\$2,200.00		\$0.00
Meter Pedestal	0 Ea.	\$3,655.00		\$0.00
<b>Total</b>				<b>\$5,100.00</b>



74-130 Country Club Drive, Suite 102  
 Palm Desert, CA 92260  
 Phone: (760) 601-3390, Fax (760) 346-8518

Date: 1/28/09

## Exhibit D Dry Utility Opinion Of Cost

### Residential Private Property Estimate

<b>Client:</b>	City of La Quinta	<b>Project:</b>	La Quinta - Study
<b>Address:</b>	78-495 Calle Tampico La Quinta, CA 92562		Area 5 - Highland Palms Residential
<b>Attn:</b>	Nick Nickerson	<b>Type:</b>	Residential
<b>Telephone:</b>	(760) 346-7481	<b>City/County:</b>	La Quinta, Riverside Co
<b>Fax:</b>	(760) 346-8315		

**Sample Area - Highland Palms Drive**

**Summary Estimated Costs:**

Description	Quantity	Unit	Cost Per	Cost
<b>Electric</b>				
IID Distribution - Commercial	0	Ft.	\$55.00	\$0.00
IID Distribution - Residential	0	Ft.	\$45.00	\$0.00
IID Back Bone Footage	0	Ft.	\$85.00	\$0.00
IID Overhead Removals	0	Ft.	\$50.00	\$0.00
IID Service Conversion with UG Service	1	Ea.	\$950.00	\$950.00
IID Service Conversion with OH Service	19	Ea.	\$1,750.00	\$33,250.00
<b>Total</b>				<b>\$34,200.00</b>
<b>Telephone</b>				
Telephone Conversion/Relocation	0	Ft.	\$50.00	\$0.00
Telephone Service Conversion with UG Service	1	Ea.	\$950.00	\$950.00
Telephone Service Conversion with OH Service	19	Ea.	\$1,750.00	\$33,250.00
ITCC Charges	0	Ea.	33%	\$0.00
<b>Total</b>				<b>\$34,200.00</b>
<b>CATV</b>				
CATV Conversion	0	Ft.	\$50.00	\$0.00
CATV Service Conversion with UG Service	1	Ea.	\$950.00	\$950.00
CATV Service Conversion with OH Service	19	Ea.	\$1,750.00	\$33,250.00
<b>Total</b>				<b>\$34,200.00</b>
<b>Subtotal Utility Costs</b>				<b>\$102,600.00</b>
<b>Contractor</b>				
BB Trench, Backfill, Conduit, Full Encasement	0	Ft.	\$105.00	\$0.00
BB Trench, Backfill, Conduit, Semi Encasement	0	Ea.	\$85.00	\$0.00
Local Distribution Trench, Backfill, Conduit, No Encasement	0	Ft.	\$65.00	\$0.00
Convert Service with existing UG Service	1	Ea.	\$1,800.00	\$1,800.00
Convert Service with existing OH Service	19	Ea.	\$3,300.00	\$62,700.00
Mainline Services	0	Ft.	\$35.00	\$0.00
<b>Total</b>				<b>\$64,500.00</b>
<b>Subtotal Contractor Costs</b>				<b>\$64,500.00</b>
<b>Total Private Property Cost</b>				<b>\$167,100.00</b>
<b>Total Number of Lots</b>				<b>20</b>
<b>Private Property Surcharge Per Lot</b>				<b>\$8,355.00</b>



Date: 1/28/2009

**Exhibit D  
Dry Utility Opinion Of Cost  
Optional Items**

<b>Client:</b>	City of La Quinta	<b>Project:</b>	La Quinta - Study
<b>Address:</b>	78-495 Calle Tampico La Quinta, CA 92562		Area 5 - Highland Palms Residential Private Property
<b>Attn:</b>	Nick Nickerson	<b>Type:</b>	Residential
<b>Telephone:</b>	(760) 346-7481	<b>City/County:</b>	La Quinta, Riverside Co
<b>Fax:</b>	(760) 346-8315		

**Gas**

Distribution Main	0 Ft.	\$15.00	\$0.00
Distribution Main/Bring - Up	0 Ft.	\$17.00	\$0.00
Gas Main Relocation	0 Ft.	\$25.00	\$0.00
Service Stubs	0 Ea.	\$150.00	\$0.00
Joint Trench Credit	0 Ft.	(\$1.00)	\$0.00
ITCC Charges	0 Ea.	35%	\$0.00
<b>Total</b>			<b>\$0.00</b>

**Street Lights**

Electroliers/Heads In-Tract	3 Ea.	\$1,700.00	\$5,100.00
Electroliers/Heads Backbone	0 Ea.	\$2,200.00	\$0.00
Meter Pedestal	0 Ea.	\$3,655.00	\$0.00
<b>Total</b>			<b>\$5,100.00</b>

**Study Area 6 - Westward Ho:** is residential and is bordered by Roudel Lane to the west, Jefferson Street to the east, Westward Ho Drive to the north, and Cortez Lane and Fiesta Drive to the south. Study Area 6 also includes the eastern side of Dune Palms Road between Westward Ho Drive and the flood channel.

The utility's main overhead feeder systems run north and south along Dune Palms Road and Roadrunner Lane. The utility's local distribution systems primarily run along the rear property lines of the homes.

The Public Right of Way and Private Property cost estimates were based on a sample study area of Fiesta Drive from Roadrunner Lane to Jefferson Street.

- The homes in this area are predominately served by underground services.
- The type of home and front and rear yard landscaping varies.
- Few vacant lots in this area.
- The residential lot frontage is greater than the Cove.
- The facilities along Fiesta Drive run along the lot frontages.
- 6 of the homes in this area are served by freestanding meters poles which will require existing underground customer cable feeds will have to be intercepted.



**Exhibit A**

**City Of La Quinta  
Study Area 6  
Westward Ho**

**Area #6**

**Sample Area**

Fiesta Drive, from Roadrunner Lane to Jefferson Street

**Description of Sample Area**

Number of Lots in sample area:

28

Linear Footage:

1371

Description of existing utilities:

The existing overhead utilities include: Imperial Irrigation District (electric), Verizon (phone), Time Warner (cable TV).  
The existing overhead facilities and poles are located along the front property line of the homes.  
There are also existing overhead facilities on the street frontage of Dune Palms Drive.

Description of existing services:

The existing utility services are underground/overhead from the overhead poles to the homes...

Description of new underground utilities:

The new underground utilities will be placed in a shared joint trench.

It is assumed that the utilities will install the new underground facilities in a shared joint trench in the existing streets

**Estimate of Costs - Backbone (28 Homes)**

Utility Costs

Total

\$538,309.95

Cost Per Lot

\$19,225.36

Contractor Costs

\$220,597.83

\$7,878.49

Sub-Total

\$758,907.78

\$27,103.85

**Estimate of Costs - Right Of Way (28 Homes)**

Utility Costs

Total

\$344,716.50

Cost Per Lot

\$12,311.30

Contractor Costs

\$132,535.00

\$4,733.39

Sub-Total

\$477,251.50

\$17,044.70

**Estimate of Costs - Private Property (28 Homes)**

Utility Costs

Total

\$79,800.00

Cost Per Lot

\$2,850.00

Contractor Costs

\$59,400.00

\$2,121.43

Sub-Total

\$139,200.00

\$4,971.43

**Sample Area Total:**

**\$1,375,359.28**

**Sample Area Cost Per Lot:**

**\$49,119.97**

**Exhibit A**

**City of La Quinta  
Study Area 6  
Westward Ho**

**Area #6**

**OVERALL ESTIMATE Area 6**

---

**Description of Area**

---

Fiesta Drive, from Roadrunner Lane to Jefferson Street

Description of existing utilities:

The existing overhead utilities include: Imperial Irrigation District (electric), Verizon (phone), Time Warner (cable TV).  
The existing overhead facilities and poles are located along the rear property line and the front property lines of the homes.  
There are also existing overhead facilities on the street frontage of Dune Palms Drive.

Description of existing services:

The utility services are underground/overhead from the overhead poles to the homes...

Description of new underground utilities:

The new underground utilities will be placed in a shared joint trench.  
It is assumed that the utilities will approve placement of their new underground facilities in the existing streets

**Estimate of Costs - Backbone (83 Homes)**

	<u>Total</u>	<u>Cost Per Lot</u>
Utility Costs	\$1,595,704.50	\$19,225.36
Contractor Costs	\$653,915.00	\$7,878.49
Sub-Total	<u>\$2,249,619.50</u>	<u>\$27,103.85</u>

**Estimate of Costs - Right Of Way (83 Homes)**

	<u>Total</u>	<u>Cost Per Lot</u>
Utility Costs	\$1,021,838.20	\$12,311.30
Contractor Costs	\$392,871.61	\$4,733.39
Sub-Total	<u>\$1,414,709.80</u>	<u>\$17,044.70</u>

**Estimate of Costs - Private Property (83 Homes)**

	<u>Total</u>	<u>Cost Per Lot</u>
Utility Costs	\$236,550.00	\$2,850.00
Contractor Costs	\$176,078.57	\$2,121.43
Sub-Total	<u>\$412,628.57</u>	<u>\$4,971.43</u>

**Sample Area Total:**

**\$4,076,957.88**

**Sample Area Cost Per Lot:**

**\$49,119.97**



74-130 Country Club Drive, Suite 102  
 Palm Desert, CA 92260  
 Phone: (760) 601-3390, Fax (760) 346-8518

Date: 1/28/09

## Exhibit B Dry Utility Opinion Of Cost

### Backbone Overall Estimate

<b>Client:</b>	City of La Quinta	<b>Project:</b>	La Quinta - Study
<b>Address:</b>	78-495 Calle Tampico La Quinta, CA 92562		Area 6 - Westward Ho
<b>Attn:</b>	Nick Nickerson	<b>Type:</b>	Residential
<b>Telephone:</b>	(760) 346-7481	<b>City/County:</b>	La Quinta, Riverside Co
<b>Fax:</b>	(760) 346-8315		

**Sample Area - Fiesta Drive from Roadrunner Lane to Jefferson Street**

#### Summary Estimated Costs:

Description	Quantity	Unit	Cost Per	Cost
<b>Electric</b>				
IID Distribution - Commercial	0	Ft.	\$55.00	\$0.00
IID Distribution - Residential	4570	Ft.	\$45.00	\$205,650.00
IID Back Bone Footage	2033	Ft.	\$85.00	\$172,805.00
IID Overhead Removals	8960	Ft.	\$50.00	\$448,000.00
IID Service Conversion with UG Service	0	Ea.	\$950.00	\$0.00
IID Service Conversion with OH Service	0	Ea.	\$1,750.00	\$0.00
<b>Total</b>				<b>\$826,455.00</b>
<b>Telephone</b>				
Telephone Conversion/Relocation	6603	Ft.	\$50.00	\$330,150.00
Telephone Service Conversion with UG Service	0	Ea.	\$950.00	\$0.00
Telephone Service Conversion with OH Service	0	Ea.	\$1,750.00	\$0.00
ITCC Charges	0	Ea.	33%	\$108,949.50
<b>Total</b>				<b>\$439,099.50</b>
<b>CATV</b>				
CATV Conversion	6603	Ft.	\$50.00	\$330,150.00
CATV Service Conversion with UG Service	0	Ea.	\$950.00	\$0.00
CATV Service Conversion with OH Service	0	Ea.	\$1,750.00	\$0.00
<b>Total</b>				<b>\$330,150.00</b>
<b>Subtotal Utility Costs</b>				<b>\$1,595,704.50</b>
<b>Contractor</b>				
BB Trench, Backfill, Conduit, Full Encasement	2033	Ft.	\$105.00	\$213,465.00
BB Trench, Backfill, Conduit, Semi Encasement	4570	Ea.	\$85.00	\$388,450.00
Local Distribution Trench, Backfill, Conduit, No Encasement	800	Ft.	\$65.00	\$52,000.00
Convert Service with existing UG Service		Ea.	\$1,800.00	\$0.00
Convert Service with existing OH Service		Ea.	\$3,300.00	\$0.00
Mainline Services	0	Ft.	\$35.00	\$0.00
<b>Total</b>				<b>\$653,915.00</b>
<b>Subtotal Contractor Costs</b>				<b>\$653,915.00</b>
<b>Total Backbone Cost</b>				<b>\$2,249,619.50</b>
<b>Total Number of Lots</b>				<b>83</b>
<b>Backbone Surcharge Per Lot</b>				<b>\$27,103.86</b>



Date: 1/28/2009

**Exhibit B  
Dry Utility Opinion Of Cost  
Optional Items**

<b>Client:</b>	City of La Quinta	<b>Project:</b>	La Quinta - Study
<b>Address:</b>	78-495 Calle Tampico La Quinta, CA 92562		Area 6 - Westward Ho Backbone
<b>Attn:</b>	Nick Nickerson	<b>Type:</b>	Residential
<b>Telephone:</b>	(760) 346-7481	<b>City/County:</b>	La Quinta, Riverside Co
<b>Fax:</b>	(760) 346-8315		

**Gas**

Distribution Main	0 Ft.	\$15.00	\$0.00
Distribution Main/Bring - Up	0 Ft.	\$17.00	\$0.00
Gas Main Relocation	0 Ft.	\$25.00	\$0.00
Service Stubs	0 Ea.	\$150.00	\$0.00
Joint Trench Credit	0 Ft.	(\$1.00)	\$0.00
ITCC Charges	0 Ea.	35%	\$0.00
<b>Total</b>			<b>\$0.00</b>

**Street Lights**

Electroliers/Heads In-Tract	0 Ea.	\$1,700.00	\$0.00
Electroliers/Heads Backbone	5 Ea.	\$2,200.00	\$11,181.50
Meter Pedestal	10 Ea.	\$3,655.00	\$36,550.00
<b>Total</b>			<b>\$47,731.50</b>



74-130 Country Club Drive, Suite 102  
 Palm Desert, CA 92260  
 Phone: (760) 601-3390, Fax (760) 346-8518

Date: 1/28/09

## Exhibit C Dry Utility Opinion Of Cost

### Residential Right of Way Estimate

<b>Client:</b>	City of La Quinta	<b>Project:</b>	La Quinta - Study
<b>Address:</b>	78-495 Calle Tampico La Quinta, CA 92562		Area 6 - Westward Ho
<b>Attn:</b>	Nick Nickerson	<b>Type:</b>	Residential
<b>Telephone:</b>	(760) 346-7481	<b>City/County:</b>	La Quinta, Riverside Co
<b>Fax:</b>	(760) 346-8315		

**Sample Area - Fiesta Drive from Roadrunner Lane to Jefferson Street**

**Summary Estimated Costs:**

Description	Quantity	Unit	Cost Per	Cost
<b>Electric</b>				
IID Distribution - Commercial	0	Ft.	\$55.00	\$0.00
IID Distribution - Residential	571	Ft.	\$45.00	\$25,695.00
IID Back Bone Footage	800	Ft.	\$85.00	\$68,000.00
IID Overhead Removals	1826	Ft.	\$50.00	\$91,300.00
IID Service Conversion with UG Service	0	Ea.	\$950.00	\$0.00
IID Service Conversion with OH Service	0	Ea.	\$1,750.00	\$0.00
<b>Total</b>				<b>\$184,995.00</b>
<b>Telephone</b>				
Telephone Conversion/Relocation	1371	Ft.	\$50.00	\$68,550.00
Telephone Service Conversion with UG Service	0	Ea.	\$950.00	\$0.00
Telephone Service Conversion with OH Service	0	Ea.	\$1,750.00	\$0.00
ITCC Charges	0	Ea.	33%	\$22,621.50
<b>Total</b>				<b>\$91,171.50</b>
<b>CATV</b>				
CATV Conversion	1371	Ft.	\$50.00	\$68,550.00
CATV Service Conversion with UG Service	0	Ea.	\$950.00	\$0.00
CATV Service Conversion with OH Service	0	Ea.	\$1,750.00	\$0.00
<b>Total</b>				<b>\$68,550.00</b>
<b>Subtotal Utility Costs</b>				<b>\$344,716.50</b>
<b>Contractor</b>				
BB Trench, Backfill, Conduit, Full Encasement	800	Ft.	\$105.00	\$84,000.00
BB Trench, Backfill, Conduit, Semi Encasement	571	Ea.	\$85.00	\$48,535.00
Local Distribution Trench, Backfill, Conduit, No Encasement	0	Ft.	\$65.00	\$0.00
Convert Service with existing UG Service	0	Ea.	\$1,800.00	\$0.00
Convert Service with existing OH Service	0	Ea.	\$3,300.00	\$0.00
Mainline Services	0	Ft.	\$35.00	\$0.00
<b>Total</b>				<b>\$132,535.00</b>
<b>Subtotal Contractor Costs</b>				<b>\$132,535.00</b>
<b>Total Right of Way Cost</b>				<b>\$132,535.00</b>
<b>Total Number of Lots</b>				<b>28</b>
<b>Right of Way Surcharge Per Lot</b>				<b>\$4,733.39</b>



Date: 1/28/2009

### Exhibit C Dry Utility Opinion Of Cost Optional Items

<b>Client:</b>	City of La Quinta	<b>Project:</b>	La Quinta - Study
<b>Address:</b>	78-495 Calle Tampico La Quinta, CA 92562		Area 6 - Westward Ho Right Of Way
<b>Attn:</b>	Nick Nickerson	<b>Type:</b>	Residential
<b>Telephone:</b>	(760) 346-7481	<b>City/County:</b>	La Quinta, Riverside Co
<b>Fax:</b>	(760) 346-8315		

**Gas**

Distribution Main	0 Ft.	\$15.00	\$0.00
Distribution Main/Bring - Up	0 Ft.	\$17.00	\$0.00
Gas Main Relocation	0 Ft.	\$25.00	\$0.00
Service Stubs	0 Ea.	\$150.00	\$0.00
Joint Trench Credit	0 Ft.	(\$1.00)	\$0.00
ITCC Charges	0 Ea.	35%	\$0.00
<b>Total</b>			<b>\$0.00</b>

**Street Lights**

Electroliers/Heads In-Tract	3 Ea.	\$1,700.00	\$5,100.00
Electroliers/Heads Backbone	0 Ea.	\$2,200.00	\$0.00
Meter Pedestal	0 Ea.	\$3,655.00	\$0.00
<b>Total</b>			<b>\$5,100.00</b>



74-130 Country Club Drive, Suite 202  
 Palm Desert, CA 92260  
 Phone: (760) 601-3390, Fax (760) 346-8518

Date: 1/28/09

**Exhibit D**  
**Dry Utility Opinion Of Cost**

**Residential Private Property Estimate**

<b>Client:</b>	City of La Quinta	<b>Project:</b>	La Quinta - Study
<b>Address:</b>	78-495 Calle Tampico La Quinta, CA 92562		Area 6 - Westward Ho
<b>Attn:</b>	Nick Nickerson	<b>Type:</b>	Residential
<b>Telephone:</b>	(760) 346-7481	<b>City/County:</b>	La Quinta, Riverside Co
<b>Fax:</b>	(760) 346-8315		

Sample Area - Fiesta Drive from Roadrunner Lane to Jefferson Street

**Summary Estimated Costs:**

Description	Quantity	Unit	Cost Per	Cost
<b>Electric</b>				
IID Distribution - Commercial	0	Ft.	\$55.00	\$0.00
IID Distribution - Residential	0	Ft.	\$45.00	\$0.00
IID Back Bone Footage	0	Ft.	\$85.00	\$0.00
IID Overhead Removals	0	Ft.	\$50.00	\$0.00
IID Service Conversion with UG Service	28	Ea	\$950.00	\$26,600.00
IID Service Conversion with OH Service	0	Ea.	\$1,750.00	\$0.00
<b>Total</b>				<b>\$26,600.00</b>
<b>Telephone</b>				
Telephone Conversion/Relocation	0	Ft.	\$50.00	\$0.00
Telephone Service Conversion with UG Service	28	Ea.	\$950.00	\$26,600.00
Telephone Service Conversion with OH Service	0	Ea.	\$1,750.00	\$0.00
ITCC Charges	0	Ea	33%	\$0.00
<b>Total</b>				<b>\$26,600.00</b>
<b>CATV</b>				
CATV Conversion	0	Ft.	\$50.00	\$0.00
CATV Service Conversion with UG Service	28	Ea.	\$950.00	\$26,600.00
CATV Service Conversion with OH Service	0	Ea.	\$1,750.00	\$0.00
<b>Total</b>				<b>\$26,600.00</b>
<b>Subtotal Utility Costs</b>				<b>\$79,800.00</b>
<b>Contractor</b>				
BB Trench, Backfill, Conduit, Full Encasement	0	Ft.	\$105.00	\$0.00
BB Trench, Backfill, Conduit, Semi Encasement	0	Ea	\$85.00	\$0.00
Local Distribution Trench, Backfill, Conduit, No Encasement	0	Ft.	\$65.00	\$0.00
Convert Service with existing UG Service	22	Ea	\$1,800.00	\$39,600.00
Convert Service with existing UG - SPECIAL Service	6	Ea	\$3,300.00	\$19,800.00
Mainline Services	0	Ft.	\$35.00	\$0.00
<b>Total</b>				<b>\$59,400.00</b>
<b>Subtotal Contractor Costs</b>				<b>\$59,400.00</b>
<b>Total Private Property Cost</b>				<b>\$139,200.00</b>
<b>Total Number of Lots</b>				<b>28</b>
<b>Private Property Surcharge Per Lot</b>				<b>\$4,971.43</b>



Date: 1/28/2009

**Exhibit D  
Dry Utility Opinion Of Cost  
Optional Items**

<b>Client:</b>	City of La Quinta	<b>Project:</b>	La Quinta - Study
<b>Address:</b>	78-495 Calle Tampico La Quinta, CA 92562		Area 6 - Westward Ho Private Property
<b>Attn:</b>	Nick Nickerson	<b>Type:</b>	Residential
<b>Telephone:</b>	(760) 346-7481	<b>City/County:</b>	La Quinta, Riverside Co
<b>Fax:</b>	(760) 346-8315		

**Gas**

Distribution Main	0 Ft.	\$15.00	\$0.00
Distribution Main/Bring - Up	0 Ft.	\$17.00	\$0.00
Gas Main Relocation	0 Ft.	\$25.00	\$0.00
Service Stubs	0 Ea.	\$150.00	\$0.00
Joint Trench Credit	0 Ft.	(\$1.00)	\$0.00
ITCC Charges	0 Ea.	35%	\$0.00
<b>Total</b>			<b>\$0.00</b>

**Street Lights**

Electroliers/Heads In-Tract	3 Ea.	\$1,700.00	\$5,100.00
Electroliers/Heads Backbone	0 Ea.	\$2,200.00	\$0.00
Meter Pedestal	0 Ea.	\$3,655.00	\$0.00
<b>Total</b>			<b>\$5,100.00</b>



**Definitions and Terminology:**

**IID Electric** – These are the direct IID costs associated with this work. These costs include the total installed cost of all cable, connections, and equipment associated with the work.

**IID Distribution (Local Distribution)** - This is the cost associated with the cable to be placed in the street in front of the homes from transformer to transformer.

**IID Backbone (Backbone)** - This is the cost associated with the cable to be placed from the backbone system to the distribution system.

**IID Overhead Removals** - Identifies estimated costs associated with the removal of IID's overhead cable and poles and associated facilities. These fees have been shown as separate line item to show the costs that IID may participate in under Regulation 20.

**IID Service Conversion with Existing Underground (UG) Service**- Cost associated with reconnecting existing underground service to the new underground service.

**IID Service Conversion with Existing Overhead (OH) Service** - Cost associated with connecting a new underground service to the new underground system.

**Verizon Telephone** - These are the direct utility costs associated with this work. These costs include the total installed cost of all cable, connections, and equipment associated with the work.

**Telephone Conversion/Relocation** - This is the cost associated with the cable to be placed in the street in front of the homes from terminal to terminal.

**Telephone Service Conversion with Existing UG Service** - Cost associated with reconnecting existing service to the new underground service.

**Telephone Service Conversion with Existing OH Service** - Cost associated with connecting a new service to the new underground system.

**Income Tax Component of Contribution (ITCC) Charges** - The city should be able to petition the utility so that this tax is waived. The tax is shown and should be included in budget numbers until this is verified at time of design and construction.

**CATV (Time Warner)** - These are the direct utility costs associated with this work. These costs include the total installed cost of all cable, connections, and equipment associated with the work.

**CATV Conversion/Relocation** - This is the cost associated with converting the existing overhead system to an underground system. This cost includes the placement of the new cable and the removals.

**CATV Service Conversion with Existing UG Service** - Cost associated with reconnecting existing service to the new underground service.

**CATV Service Conversion with Existing OH Service** - Cost associated with connecting a new service to the new underground system.

**Contractor** - These costs are the costs the city would pay directly to a contractor to install all substructures (ie trenching, surface restoration, conduit installation, concrete substructures installations as required by each utility). These costs include: traffic control, dust and erosion control, mobilization and based upon a prevailing wage contract.

**Optional items not included in standard cost estimate per the request of the City of La Quinta:**

**Gas** – These are the direct utility costs associated with this work. These costs include the fees to the Southern California Gas Company for installation of its facilities. Southern California Gas Company may grant allowances based on the estimated usage and revenue allowance formulas.

**Distribution Main (In-tract)** - Cost to have the Southern California Gas Company install pipe in a trench provided by the City. This cost is for the main distribution facilities in the street fronting the houses.

**Distribution Main/Bring Up (Backbone)** - Cost to have the Southern California Gas Company install pipe in a trench provided by the City. This cost would be for the facilities running east/west from Avenida Bermudas to Avenida Montezuma.

**Service Stubs** - Cost for the number of gas service lateral stubs tapped in from the gas main.

**Joint Trench Credit** - If the City provides the gas trench Southern California Gas Company grant a credit per foot for their share of the trench.

**Street Lights** – These are the estimated costs associated with placing the cable and the street light for this work.

**Electroliers/Heads in-tract** - The number of lights is based on placing two lights along each segment of the in-tract street and at intersections.

**Electroliers/Heads Backbone** - The number of lights is based on placing a light at the end of each street and at intersections. This cost would be for the lights to be placed east/west from Avenida Bermudas to Avenida Montezuma.

**Meter Pedestal** - Cost for the City's contractor to place a electric meter pedestal to power the lights.

## **Section 5: Review of Rules, Regulations, and Franchise Agreements**

Imperial Irrigation District (IID) - electric, Verizon- telephone, and Time Warner-cable television each have different Rules, Regulations, and Franchise Agreements which dictate how each respective utility participates in undergrounding project. This section of the study will address the specifics of each utility's requirements.

**Imperial Irrigation District's** participate in City initiated undergrounding projects is done in accordance with IID's Regulation 20A. A copy of IID's Regulation 20 is included in this report at the end of this section. Regulation 20A general provisions are:

- The city must submit the requested project to IID for consideration and consultation.
- The city must hold public hearings and adopt an ordinance establish an undergrounding district.
- The undergrounding area should be an area extensively used by the public with a heavy volume of pedestrian or vehicle traffic.
- The undergrounding district must be a minimum of one block or 600 feet in length.
- IID's financial participation is based upon it annual operating budgets and pre-determined allocations for underground projects. In the event there is no available budget for an undergrounding project the city should be able to at least qualify for a credit equal to an equivalent overhead system in accordance with Section B.

**Verizon's** participate in City initiated undergrounding projects are done in accordance with Verizon's General Exchange Tariff Section 2 is included in this report at the end of this section. Section 2 general provisions are:

- The city must submit the requested project to Verizon for consideration and consultation.
- The city must hold public hearings and adopt an ordinance establish an undergrounding district.
- The undergrounding area should be an area extensively used by the public with a heavy volume of pedestrian or vehicle traffic.

- Verizon will underground its facilities at the time and to the extent that the overhead electric distribution facilities are replaced.
- Verizon at its expense, will replace the existing overhead facilities with underground along public streets, roads, or on private land with easements.

**Time Warner's** participation in City initiated undergrounding projects should be in accordance with its Franchise Agreement with the City. Typically the cable television provider will participate financially in a similar manner as the incumbent phone company. In reviewing Time Warner's current Franchise Agreement with the City of La Quinta, no provisions for undergrounding were found. It is very likely that Time Warner will cooperate with the City and also underground its facilities in conjunction with the other utilities.

**Recommendations:**

- Begin meeting with the utilities as early as possible once it is determined if the City will proceed with a project area.
- IID budget more than a year in advance on major infrastructure projects. It will be important to work closely with IID very early in the planning process and in order to negotiate a satisfactory participation level with IID.
- IID has hinted that it will someday be discontinuing its Regulation 20A financial participation. Shared IID funding may not be available at some time in the future.
- Confirm with Time Warner they will participate financially in a manner equivalent to Verizon.
- The City will need to solicit community input, hold public workshops/hearings, and pass ordinances establishing the undergrounding districts in each area.

REGULATION NO. 20

ELECTRIC LINE CONVERSION

REPLACEMENT OF OVERHEAD WITH UNDERGROUND  
DISTRIBUTION FACILITIES (15-KV OR LESS)

- A. The District will, at its expense, replace its existing overhead distribution facilities with underground distribution facilities along public streets and roads, provided that:
1. The governing body of the city or county in which such distribution facilities are and will be located has:
    - a. Determined, after consultation with the District and after holding public hearings on the subject, that such undergrounding is in the general public interest for one or more of the following reasons:

Such undergrounding will avoid or eliminate an unusually heavy concentration of overhead distribution facilities;

Said street or road or right-of-way is extensively used by the general public and carries a heavy volume of pedestrian or vehicular traffic;
    - b. Adopted an ordinance creating an underground district in the area in which both the existing and new facilities are and will be located requiring, among other things (i) that all existing overhead communication and electric distribution facilities in such district shall be removed, and (ii) that each property owner served from such electric overhead distribution facilities shall provide, in accordance with the District's regulations for underground service, all electrical facility changes on his premises necessary to receive service from the underground facilities of the District as soon as it is available, and (iii) authorizing the District to discontinue its overhead service.
  2. The District's total annual budgeted amount for undergrounding within any city or the unincorporated area of any county shall be allocated in the same ratio that the number of customers in such city or unincorporated area bears to the total system customers. The amounts so allocated may be exceeded where the District establishes that additional participation on a project is warranted. Such allocated amounts may be carried over for a reasonable and necessary period of time in communities with active undergrounding programs. In order to qualify as a community with an active undergrounding program the governing body must have adopted an ordinance or ordinances creating underground district and/or districts as set forth in Section A.1. of this regulation. Where there is a carry-over, the District has the right to set, as determined by its capability, reasonable limits on the rate of performance of the work to be financed by the funds carried over. Where amounts are not expended or

REGULATION NO. 20 - ELECTRIC LINE CONVERSION  
REPLACEMENT OF OVERHEAD WITH UNDERGROUND  
DISTRIBUTION FACILITIES (15-KV OR LESS) (Continued)

carried over for the community to which they are initially allocated they shall be assigned where additional participation on a project is warranted or be reallocated to communities with active undergrounding programs.

3. The undergrounding extends for a minimum distance of one block or 600 feet, whichever is the lesser.
- B. In circumstances other than those covered by A.1. above, the District will replace its existing overhead distribution facilities with underground distribution facilities along public streets and roads or other locations mutually agreed upon when requested by an applicant or applicants where all of the following conditions are met:
1. All property owners served from the overhead facilities to be removed first agree in writing to perform the wiring changes on their premises so that service may be furnished from the underground distribution system in accordance with the District's regulations and that the District may discontinue its overhead service upon completion of the underground facilities, or
  2. Suitable legislation is in effect requiring such property owners to make such necessary wiring changes and authorizing the District to discontinue its overhead service.
  3. The applicant has:
    - a. Furnished and installed the pads and vaults for transformers and associated equipment, conduits, ducts, boxes, pole bases and performed other work related to structures and substructures including breaking of pavement, trenching, back-filling and repaving required in connection with the installation of the underground system, all in accordance with the District's specifications, or in lieu thereof, paid the District to do so;
    - b. Transferred ownership of such facilities, in good condition, to the District; and
    - c. Paid a nonrefundable sum equal to the excess, if any, of the estimated costs, exclusive of transformers, meters and services, of completing the underground system and building a new equivalent overhead system.
  4. The area to be underground included both sides of a street for at least one block or 600 feet, whichever is the lesser, and all existing overhead communication and electric distribution facilities within the area will be removed.
  5. In circumstances other than those covered by 1. or 2. above, where mutually agreed upon by the District and an applicant, overhead distribution facilities may be re-

REGULATION NO. 20 - ELECTRIC LINE CONVERSION  
REPLACEMENT OF OVERHEAD WITH UNDERGROUND  
DISTRIBUTION FACILITIES (15-KV OR LESS) (Continued)

placed with underground distribution facilities, provided the applicant requesting the change pays, in advance, a nonrefundable sum equal to the estimated cost of the underground facilities less the estimated net salvage value and depreciation of the replaced overhead facilities. Underground services will be installed and maintained as provided in District's regulations applicable thereto.

6. The term "underground distribution system" means an electric distribution system (15-kV or less) with all wires installed underground, except those wires in surface mounted equipment enclosures.

Passed and adopted September 6, 1988.



GTE WEST COAST INCORPORATED  
Everett, Washington

GENERAL EXCHANGE TARIFF  
Section 2  
Original Cal. P.U.C. Sheet No. 39

---

**RULES AND REGULATIONS**

**INTERRUPTIONS AND FAILURES OF SERVICE (Continued)**

C. ERRORS IN TRANSMITTING, RECEIVING OR DELIVERING ORAL MESSAGES BY TELEPHONE

The Utility shall not be liable for errors in transmitting, receiving or delivering oral messages by telephone over the lines of the Utility and connecting utilities.

D. LOSS ARISING FROM NONDELIVERY OF WRITTEN MESSAGES

The Utility shall be liable for loss or damage which may occur in the course of the employment of any messenger not to exceed twenty times the charge for such messenger service, and shall be liable for loss or damage that may occur in the transmission of any message over its lines not to exceed the amount received for sending same.

**FACILITIES TO PROVIDE REPLACEMENT OF AERIAL WITH UNDERGROUND FACILITIES**

A. IN AREAS AFFECTED BY GENERAL PUBLIC INTEREST

The Utility will, at its expense, replace its existing aerial facilities with underground facilities along public streets and roads, and on public lands and private property across which rights-of-way satisfactory to the Utility have been obtained, or may be obtained without cost or condemnation, by the Utility, provided that:

---

Advice Letter No. 408E  
Decision No. 94-09-065

Issued By  
Lida C. Tong, State Director  
External Affairs

Date Filed APR 28, 1997  
Effective MAY 01, 1997  
Resolution No. T-16000

**GTE WEST COAST INCORPORATED**  
Everett, Washington

**GENERAL EXCHANGE TARIFF**  
Section 2  
Original Cal. P.U.C. Sheet No. 40

---

**RULES AND REGULATIONS**

**FACILITIES TO PROVIDE REPLACEMENT OF AERIAL WITH UNDERGROUND FACILITIES (Continued)**

**A. IN AREAS AFFECTED BY GENERAL PUBLIC INTEREST (Continued)**

1. The governing body of the city or county in which such facilities are located has determined, after consultation with the Utility and after holding public hearings on the subject, that undergrounding is in the general public interest in a specified area for one or more of the following reasons:
  - o Such undergrounding will avoid or eliminate an unusually heavy concentration of aerial facilities;
  - o Said street, or road or right-of-way is in an area extensively used by the general public and carries a heavy volume of pedestrian or vehicular traffic;
  - o Said street, road or right-of-way adjoins or passes through a civic area or public recreation area or an area of unusual scenic interest to the general public.
2. The governing body adopted an ordinance creating an underground district in the area requiring, among other things,
  - o That all existing and future electric and communication distribution facilities will be placed underground, and
  - o That each property owner will provide and maintain the underground supporting structure needed on his property to furnish service to him from the underground facilities of the Utility when such are available.
3. The Utility will replace its aerial facilities at the time and only to the extent that the overhead electric distribution facilities are replaced.

---

Advice Letter No. 408E  
Decision No. 94-09-065

Issued By  
Lida C. Tong, State Director  
External Affairs

Date Filed APR 28, 1997  
Effective MAY 01, 1997  
Resolution No. T-16000

GTE WEST COAST INCORPORATED  
Everett, Washington

GENERAL EXCHANGE TARIFF  
Section 2  
Original Cal. P.U.C. Sheet No. 41

---

**RULES AND REGULATIONS**

**FACILITIES TO PROVIDE REPLACEMENT OF AERIAL WITH UNDERGROUND FACILITIES (Continued)**

**B. AT THE REQUEST OF GOVERNMENTAL AGENCIES OR GROUPS OF APPLICANTS**

In circumstances other than those covered by A. above, the Utility will replace its aerial facilities located in a specified area with underground facilities along public streets and roads, and on public lands and private property across which rights-of-way satisfactory to the Utility have been obtained, or may be obtained without cost or condemnation, by the Utility upon request by a responsible party representing a governmental agency or group of applicants where all of the following conditions are met:

1. All property owners served by the aerial facilities to be replaced within a specific area designated by the governmental agency or group of applicants first agree in writing, or are required by suitable legislation, to pay the cost or to provide and to transfer ownership to the Utility, of the underground supporting structure along the public way and other utility rights-of-way in the area, and
2. All property owners in the area are required by ordinance or other legislation, or all agree in writing, to provide and maintain the underground supporting structure on their property, and
3. The area to be undergrounded includes both sides of a street for at least one block, and
4. Arrangements are made for the concurrent removal of all electric and communication aerial distribution facilities in the area.

---

Advice Letter No. 408E  
Decision No. 94-09-065

Issued By  
Lida C. Tong, State Director  
External Affairs

Date Filed APR 28, 1997  
Effective MAY 01, 1997  
Resolution No. T-16000

**GTE WEST COAST INCORPORATED**  
Everett, Washington

**GENERAL EXCHANGE TARIFF**  
Section 2  
Original Cal. P.U.C. Sheet No. 42

---

**RULES AND REGULATIONS**

**FACILITIES TO PROVIDE REPLACEMENT OF AERIAL WITH UNDERGROUND FACILITIES (Continued)**

**C. AT THE REQUEST OF INDIVIDUAL APPLICANTS**

In circumstances other than those covered by A, B, or C above, where mutually agreed upon by the Utility and an applicant, aerial facilities may be replaced with underground facilities, provided the applicant requesting the change pays, in advance, a nonrefundable sum equal to the estimated cost of construction less the estimated net salvage value of the replaced aerial facilities.

**D. AT UTILITY INITIATIVE**

The Utility may, from time to time, replace sections of its aerial facilities with underground facilities at Utility expense for structural design considerations or its operating convenience.

**LINE EXTENSIONS, SERVICE CONNECTIONS AND FACILITIES ON PREMISES OF CUSTOMER**

**A. LINE EXTENSIONS AND SERVICE CONNECTIONS**

**1. General**

- a. Except as otherwise provided in these Rules, the Utility will, at its expense, construct, own and maintain all facilities necessary to serve applicants in accordance with its rates, rules and current construction standards, provided dedicated streets are available or acceptable easements can be obtained without charge or condemnation.
- b. Where an applicant requests a route or type of construction which is feasible but differs from that determined by the utility, he will be required to pay the estimated additional cost involved.

---

Advice Letter No. 408E  
Decision No. 94-09-065

Issued By  
Lida C. Tong, State Director  
External Affairs

Date Filed APR 28, 1997  
Effective MAY 01, 1997  
Resolution No. T-16000

99

**AGREEMENT RELATING TO THE CONSENT OF THE CITY  
OF LA QUINTA, CALIFORNIA TO THE TRANSFER OF THE  
FRANCHISE AGREEMENT HELD BY  
MEDIA ONE ENTERPRISES, INC.**

This Agreement (the "Transfer Agreement") is entered into this 20<sup>th</sup> day of July, 1999, between and among the City of La Quinta, California (the "City"), and Media One Enterprises, Inc., (the "Transferor"), Summit Cable Services of Georgia, Inc., (the "Transferee"), and TWI Cable Inc. (the "Guarantor").

WHEREAS, City Council entered into a Franchise Agreement (the "Franchise") with a predecessor-in-interest of the Transferor pursuant to the provisions of the La Quinta Municipal Code (the "Ordinance") to operate a cable television system within the City (the "System"); and

WHEREAS, the Transferor has filed a written application to the City, (the "Application") wherein it has requested the consent of the City to the assignment of the Franchise to the Transferor (the "Transfer"); and

WHEREAS, it is the intent of the City to approve the transaction whereby ownership and control of the Franchise and the cable system (the "System") shall be held by the Transferee and guaranteed by the Guarantor; and

WHEREAS, the City Council of the City has reviewed the Transfer as well as all relevant documents, Staff Reports and recommendations; and

WHEREAS, pursuant to the Ordinance, the Transfer is subject to written consent of the City Council; and

WHEREAS, based upon the evidence presented to the City

Council, it has determined that it would be in the public interest to conditionally approve the Transfer.

NOW, THEREFORE, it is agreed by and between the parties as follows:

1. The City Council of the City hereby gives its consent and approval to the Transfer as described herein.
2. The granting of this consent to the Transfer does not render or waive the right of the City to approve any subsequent change in the ownership of the Franchise or the ownership or legal or operating control of the Transferee where required by the Ordinance and there shall be no further material change, amendment, or modification of the ownership or equity composition of the Transferee which requires advance consent of the City pursuant to the Ordinance without further written consent of the City Council.
3. By executing this Transfer Agreement, the Transferee agrees and acknowledges that (1) this Transfer Agreement and the approving resolution is not a new franchise agreement, the granting of a franchise, or the renewal of the existing franchise, but rather is exclusively an agreement to transfer control of the franchise and said Transfer Agreement neither affects nor prejudices in any way the City's or Transferee's rights under the Franchise; (2) under Section 625 of the Cable Act, the term "commercially impracticable" means, with respect to a cable operator, that it is commercially impracticable for the operator to comply with such requirement as a result of a change in conditions which is beyond the control of the operator and the nonoccurrence of which was a basic assumption on which the requirement was based. Transferee agrees that in judging whether particular obligations are commercially impracticable, the parties will not consider the economic burden of debt service and

equity requirements incurred directly or indirectly to fund the Transfer to the extent such debt service and equity exceeds the debt service and equity requirements of the Transferor as they existed prior to the Transfer.

4. By executing this Transfer Agreement, the Transferee hereby accepts all the terms and conditions of the Franchise, the Ordinance, that "Agreement relating to the Consent of the City of La Quinta, California to the Transfer of Control of the Franchise Agreement Granted to Providence Journal Company", dated as of October 17, 1995, (the "1995 Transfer Agreement"), that "Agreement Relating to the Consent of the City of La Quinta, California to the Transfer of Control of the Franchise Agreement Granted to Continental Cablevision, Inc., to U.S. West, Inc.", approved as of August 6, 1996 (the "1996 Transfer Agreement"), any lawful orders or directives of any administrative agency relating to the Franchise or the System including, but not limited to, the Federal Communications Commission (the "Commission") and this Transfer Agreement (collectively, the "Franchise Documents") and Transferee represents and warrants that it has examined the requirements of the Franchise Documents as well as the applicable federal, state, or local laws or regulations, and agrees to abide by all the terms and conditions thereof.

The Transferee agrees and acknowledges that it has found the Franchise Documents specified herein to be legally sufficient, enforceable, valid, and binding and accept the same without condition or reservation. Transferee shall assume all rate refund obligations and possessory interest tax refund liability, if any, both actual and contingent, of the Transferor. The Transferor agrees to cooperate and furnish relevant information in relation to any audit and/or investigation relative to any audit and/or investigation relative to breaches and/or defaults accruing subsequent to the Transfer.

To the extent that the Transferee or Guarantor, or any related person or entity, challenges the validity or interpretation of the Franchise Documents in the future in any administrative proceeding or court of law, such a challenge shall be subject to all defenses which would have been available to the City had the Transferor, or any related person or entity, brought said challenge(s) including, but not limited to, waiver, estoppel, consent, unclean hands and accord and satisfaction, as well as any and all defenses independently available to the Transferee or Guarantor.

5. The parties expressly agree and acknowledge that Paragraph 5 of the 1996 Transfer Agreement, and the terms and conditions thereof, are applicable and binding upon, the Transferee in relation to this Transfer for the period from the Effective Date of this Transfer Agreement until the earlier of a substantive modification of the Federal Communications Commission's existing Cost-of-Service Regulations so that Transfer Goodwill, or a portion thereof, is expressly provided as being includable in the calculation of any Regulated Rate or the Fifth Anniversary of the Effective Date of this Transfer Agreement.

6. On or before the Effective Date, the Transferor, or its designee, shall pay to the City up to the sum of Five Thousand Dollars (\$5,000.00), as invoiced by the City, which amount is paid in, and only in, complete satisfaction and reimbursement of all third-party costs incurred by the City in relation to the Transfer (the "Payment"). In regard to said Payment, the parties expressly agree and covenant as follows:

A. The Payment is within the exclusions from the term "franchise fee" set forth in Section 622(g)(2) of the Cable Act (47 U.S.C. §542(g)(2)); and



B. The Payment shall not be deemed to be in the nature of a tax, and shall be in addition to any and all taxes of general applicability or other fees or charges which the Transferor, the Transferee, or the Guarantor shall be required to pay to the City or to any state or federal agency or authority; and

C. Neither the Transferor, the Transferee nor the Guarantor shall have or make any claim or any deduction or other credit of all or any part of the amount of the Payment to be made pursuant to the franchise from or against any City or other governmental taxes of general applicability (including any such tax, fee, or assessment imposed on both utilities and cable operators or their services but not including a tax, fee, or assessment which is duly discriminatory against cable operators or cable subscribers or income taxes) or other fees or charges which the Transferor, the Transferee, or the Guarantor is required to pay to the City or other governmental agency; and

D. Neither the Transferor, the Transferee, nor the Guarantor shall apply or seek to apply all or any part of the amount of the Payment to be made pursuant to this Transfer Agreement as a deduction or other credit from or against any City or other government taxes of general applicability (other than income taxes) or other fees or charges; and

E. Neither the Transfer, the Transferee nor the Guarantor shall apply or seek to apply all or any part of the amount of any City or other government taxes or other fees or charges of general applicability (including any such tax, fee, or assessment imposed on both utilities and cable operators or their services) as a deduction or other credit from or against the Payment to be made pursuant to this Transfer Agreement; and

7. In regard to the Payment made to the City pursuant to this Transfer Agreement, the Transferor, Transferee, Guarantor, or any affiliate party will not pass through, externalize, or otherwise attempt to add the costs of the Payment pursuant to Paragraph 6 hereof, to any regulated rate.

8. Transferee represents that the letter of credit, insurance and bonding required by the Franchise Documents have been obtained, and that there will be no gaps in required coverages or liabilities. Transferee will continue to maintain the letter of credit and bonds that it was required to maintain under the Franchise notwithstanding the Transfer.

9. Transferor and Transferee agree to defend, indemnify and hold the City harmless against any loss, claim, damage, liability or expense (including, without limitation, reasonable attorney's fees) arising out of this Transfer Agreement and/or incurred as a result of any representation or warranty made by Transferor or Transferee herein or in the application or in connection with the City's Review of the Transfer which proves to be untrue or inaccurate in any material respect. In the event the City receives any such notice of a loss, claim, damage, liability or expense, the City shall promptly notify Transferor and Transferee which shall, at the sole discretion of the City assume sole and direct responsibility for defending against any such loss, claim, damage, liability or expense.

10. This consent is not an affirmation that Transferor is currently in compliance with the Franchise Agreement. Any consent given by the City in this Transfer Agreement and any resolution approving this Transfer Agreement is not a finding that, after the Transfer, Transferor or Transferee will be financially, technically or legally qualified, and no inference will be drawn, positively or negatively, as a result of the absence of a finding on this issue. Any consent is therefore

made without prejudice to, or waiver of, the City's right to fully investigate and consider Transferor or Transferee's financial, technical and legal qualifications and any other relevant considerations during any proceeding including by way of example and not limitation, any future transfer or renewal proceeding. Without limiting the foregoing, any approval of the Transfer is not a finding or representation that the Franchise will be renewed or extended (and approval shall not create an obligation to renew or extend the Franchise); that Transferor or Transferee is "financially, technically or legally" qualified to hold a franchise; or that any other renewal issue that may arise with respect to past performance or future cable-related needs and interests will be resolved in a manner favorable to Transferor or Transferee. Unless provided for within this Transfer Agreement, nothing in this Transfer Agreement shall constitute a waiver of any of Transferor's, Transferee's, Guarantor's, or City's rights or remedies under federal, state or local law.

11. The Transferee and Guarantor expressly agree that any litigation arising from or relating to the Franchise Documents shall be filed and litigated exclusively in the Superior Court, County of Riverside, State of California or, if jurisdictional requirements are otherwise met, the Federal District Court for the Central District, California. Transferee and Guarantor hereby jointly accept service of process by way of service upon the General Manager of the local office of the Transferee.

12. Guarantor hereby guarantees all of the obligations of the Franchise Documents as a joint and several primary liable party. Guarantor hereby waives any obligation which the City might possess to exhaust its remedies against the Transferee as a condition of enforcing obligations against the Guarantor pursuant to the Franchise Documents.

13. Any violation of this Transfer Agreement or any of the terms contained in the Franchise Documents shall be deemed to be a violation of the Franchise and the Ordinance.

14. Transferee shall maintain a local office, staffed by live personnel which are employees of the Transferee, at which, at a minimum, subscribers can pay bills, receive or exchange equipment, and receive information within a six (6) mile radius of the intersection of Washington Street and Highway 111.

15. In addition to the Payment and any other payment required by this Transfer Agreement, Transferor shall reimburse the City the actual costs of an independent franchise fee audit for Fiscal Years 1995-1996 through 1998-1999 within thirty (30) days of the submission of a City invoice if, and only if, the audit concludes that the City has been underpaid franchise fees by one percent (1%) or more, as provided by Section 5.10.230(C) of the Ordinance. Transferor and Transferee shall cooperate with the City's audit of franchise fees. The City shall reasonably attempt to complete a final audit report (the "Audit Report") of franchise fees owed by Transferor within ninety (90) days of the Effective Date of this Agreement assuming that the Transferor and/or Transferee expeditiously respond to the City's Information Requests. If the Audit Report finds that Transferor owes the City underpaid franchise fees under the Franchise, and the difference between the amount paid and the amount determined by the City's audit is less than five percent (5%) of the amount paid to the City, or if Transferor does not dispute the results of the City's audit, then Transferor shall pay the City the difference in the amount determined to be owed by the Audit Report. This obligation is guaranteed by the Transferee. If the Audit Report determines that the amount due and owing is more than five percent (5%) greater than the amount paid to the City and Transferor disputes the audit results, the dispute shall be submitted to a mutually agreed upon, independent certified public

accountant ("CPA") whose determination of amount of franchise fees due shall be final and binding on the parties. The costs of hiring the CPA shall be borne by Transferor. Any amounts determined by the independent CPA to be owed to the City shall be paid to the City within thirty (30) days of such determination.

16. Transferor represents and warrants that it has received cash refunds from Riverside County relating to possessory interest tax payments for tax years \_\_\_\_\_ to \_\_\_\_\_ (the "Tax Years"). All, or a portion of these tax payments, were collected from subscribers as line item surcharges on monthly cable bills. Not later than four (4) months from the Effective Date, Transferee agrees to provide a written accounting to the City of the total amount collected from La Quinta subscribers for the Tax Years (the "Subscriber Payments"), the amount of the total refund received from Riverside County for the Tax Years (the "Total Refund"), the amount of the Total Refund allocable to La Quinta Subscribers on a pro rata subscriber basis (the "Gross La Quinta Refund"), the amount of expenses allocable to La Quinta Subscribers (the "Expense Allocation"), and the "Net Refund" due La Quinta Subscribers, which is the Gross La Quinta Refund less the Expense Allocation. The Expense Allocation shall not exceed ten percent (10%) of the Gross La Quinta Refund. The Net Refund shall be credited to current subscribers no later than six (6) months from the Effective Date and written proof of said refund shall be submitted to City no later than eight (8) months from the Effective Date.

17. Transferee will provide interactive high speed cable modem services to buildings owned or controlled by the City at most favorable commercial or governmental rate offered anywhere in its San Diego Division systems by the Transferee, the Guarantor, or any Affiliate thereof.

18. The City hereby gives the Transferee notice that the Grant or transfer of the Franchise may create a taxable

possessory interest upon which the Transferee may be liable for the payment of certain property taxes. The Transferee hereby acknowledges that it has received actual notice as provided by Revenue and Taxation Code Section 107.6

19. This Transfer Agreement shall be deemed effective upon the closing of the Transfer (the "Effective Date").

20. This Transfer Agreement may be executed in any number of counterparts, each of which shall be an original, but all of which together shall constitute one instrument. The parties agree that this Transfer Agreement will be considered signed when the signature of a party is delivered by facsimile transmission. Such facsimile signature shall be treated in all respects as having the same effect as an original signature.

[SIGNATURE BLOCK NEXT PAGE]

ATTEST:

*Sandra A. Holt*  
City Clerk

CITY OF LA QUINTA, CALIFORNIA  
(the "City")

*[Signature]*  
By: \_\_\_\_\_  
Its: \_\_\_\_\_

APPROVED:

*Blair C. Honeywell*  
~~Rutan & Tucker, LLP~~  
~~Special Counsel~~  
*City Attorney*

MEDIA ONE ENTERPRISES, INC.  
(the "Transferor")

By: \_\_\_\_\_  
Its: \_\_\_\_\_

SUMMIT CABLE SERVICES OF  
GEORGIA, INC.  
(the "Transferee")

By: \_\_\_\_\_  
Its: \_\_\_\_\_

TWI CABLE INC.  
(the "Guarantor")

By: \_\_\_\_\_  
Its: \_\_\_\_\_

Jul-19-99 01:31pm From-RUTAN & TUCKER CM,

7145469035

T-111 P.02/02 F-698


ATTEST:

CITY OF LA QUINTA, CALIFORNIA  
(the "City")

\_\_\_\_\_  
City Clerk

By: \_\_\_\_\_  
Its: \_\_\_\_\_

APPROVED:

  
\_\_\_\_\_  
Rutan & Tucker, LLP  
Special Counsel

MEDIA ONE ENTERPRISES, INC.  
(the "Transferor")

By: \_\_\_\_\_  
Its: \_\_\_\_\_

SUMMIT CABLE SERVICES OF  
GEORGIA, INC.  
(the "Transferee")

By: \_\_\_\_\_  
Its: \_\_\_\_\_

TWI CABLE INC.  
(the "Guarantor")

By: \_\_\_\_\_  
Its: \_\_\_\_\_



ATTEST:

CITY OF LA QUINTA, CALIFORNIA  
(the "City")

\_\_\_\_\_  
City Clerk

By: \_\_\_\_\_  
Its: \_\_\_\_\_

APPROVED:

\_\_\_\_\_  
Rutan & Tucker, LLP  
Special Counsel

MEDIA ONE ENTERPRISES, INC.  
(the "Transferor")

By: K. J. [Signature]  
Its: VICE PRESIDENT

SUMMIT CABLE SERVICES OF  
GEORGIA, INC.  
(the "Transferee")

By: \_\_\_\_\_  
Its: \_\_\_\_\_

TWI CABLE INC.  
(the "Guarantor")

By: \_\_\_\_\_  
Its: \_\_\_\_\_

RECEIVED FROM: 6195656248  
TWI CABLE  
1890 826 503 328 0801

0002

07-18-99 11:52AM SOUTHWESTERN CABLE

ID-760 777 7101

P.2

P.18

ATTEST:

CITY OF LA QUINTA, CALIFORNIA  
(the "City")

City Clerk

By: \_\_\_\_\_  
Its: \_\_\_\_\_

APPROVED:

Butan & Tucker, LLP  
Special Counsel

MEDIA ONE ENTERPRISES, INC.  
(the "Transferor")

By: \_\_\_\_\_  
Its: \_\_\_\_\_

SUMMIT CABLE SERVICES OF  
GEORGIA, INC.  
(the "Transferee")

By: Bonnie J. Blanka  
Its: Vice President

TWI CABLE INC.  
(the "Guarantor")

By: Bonnie J. Blanka  
Its: Vice President

**AGREEMENT FOR CONTRACT SERVICES**

THIS AGREEMENT FOR CONTRACT SERVICES (the "Agreement") is made and entered into by and between the CITY OF LA QUINTA, ("City"), a California municipal corporation, and NV5, Inc. ("Contracting Party"). The parties hereto agree as follows:

1. SERVICES OF CONTRACTING PARTY.

1.1 Scope of Services. In compliance with all terms and conditions of this Agreement, Contracting Party shall provide those services related La Quinta Village Undergrounding Feasibility Study Update Project No. 2022-06, as specified in the "Scope of Services" attached hereto as "Exhibit A" and incorporated herein by this reference (the "Services"). Contracting Party represents and warrants that Contracting Party is a provider of first-class work and/or services and Contracting Party is experienced in performing the Services contemplated herein and, in light of such status and experience, Contracting Party covenants that it shall follow industry standards in performing the Services required hereunder, and that all materials, if any, will be of good quality, fit for the purpose intended. For purposes of this Agreement, the phrase "industry standards" shall mean those standards of practice recognized by one or more first-class firms performing similar services under similar circumstances.

1.2 Compliance with Law. All Services rendered hereunder shall be provided in accordance with all ordinances, resolutions, statutes, rules, regulations, and laws of the City and any Federal, State, or local governmental agency of competent jurisdiction.

1.3 Wage and Hour Compliance. Contracting Party shall comply with applicable Federal, State, and local wage and hour laws.

1.4 Licenses, Permits, Fees and Assessments. Except as otherwise specified herein, Contracting Party shall obtain at its sole cost and expense such licenses, permits, and approvals as may be required by law for the performance of the Services required by this Agreement, including a City of La Quinta business license. Contracting Party and its employees, agents, and subcontractors shall, at their sole cost and expense, keep in effect at all times during the term of this Agreement any licenses, permits, and approvals that are legally required for the performance of the Services required by this Agreement. Contracting Party shall have the sole obligation to pay for any fees, assessments, and taxes, plus applicable penalties and interest, which may be imposed by law and arise from or are necessary for the performance of the Services required by this Agreement, and shall indemnify, defend (with counsel selected by City), and hold City, its elected officials, officers,

employees, and agents, free and harmless against any such fees, assessments, taxes, penalties, or interest levied, assessed, or imposed against City hereunder. Contracting Party shall be responsible for all subcontractors' compliance with this Section.

1.5 Familiarity with Work. By executing this Agreement, Contracting Party warrants that (a) it has thoroughly investigated and considered the Services to be performed, (b) it has investigated the site where the Services are to be performed, if any, and fully acquainted itself with the conditions there existing, (c) it has carefully considered how the Services should be performed, and (d) it fully understands the facilities, difficulties, and restrictions attending performance of the Services under this Agreement. Should Contracting Party discover any latent or unknown conditions materially differing from those inherent in the Services or as represented by City, Contracting Party shall immediately inform City of such fact and shall not proceed except at Contracting Party's risk until written instructions are received from the Contract Officer, or assigned designee (as defined in Section 4.2 hereof).

1.6 Standard of Care. Contracting Party acknowledges and understands that the Services contracted for under this Agreement require specialized skills and abilities and that, consistent with this understanding, Contracting Party's work will be held to an industry standard of quality and workmanship. Consistent with Section 1.5 hereinabove, Contracting Party represents to City that it holds the necessary skills and abilities to satisfy the industry standard of quality as set forth in this Agreement. Contracting Party shall adopt reasonable methods during the life of this Agreement to furnish continuous protection to the Services performed by Contracting Party, and the equipment, materials, papers, and other components thereof to prevent losses or damages, and shall be responsible for all such damages, to persons or property, until acceptance of the Services by City, except such losses or damages as may be caused by City's own negligence. The performance of Services by Contracting Party shall not relieve Contracting Party from any obligation to correct any incomplete, inaccurate, or defective work at no further cost to City, when such inaccuracies are due to the negligence of Contracting Party.

1.7 Additional Services. In accordance with the terms and conditions of this Agreement, Contracting Party shall perform services in addition to those specified in the Scope of Services ("Additional Services") only when directed to do so by the Contract Officer, or assigned designee, provided that Contracting Party shall not be required to perform any Additional Services without compensation. Contracting Party shall not perform any Additional Services until receiving prior written authorization (in the form of a written

change order if Contracting Party is a contractor performing the Services) from the Contract Officer, or assigned designee, incorporating therein any adjustment in (i) the Contract Sum, and/or (ii) the time to perform this Agreement, which said adjustments are subject to the written approval of Contracting Party. It is expressly understood by Contracting Party that the provisions of this Section shall not apply to the Services specifically set forth in the Scope of Services or reasonably contemplated therein. It is specifically understood and agreed that oral requests and/or approvals of Additional Services shall be barred and are unenforceable. Failure of Contracting Party to secure the Contract Officer's, or assigned designee's written authorization for Additional Services shall constitute a waiver of any and all right to adjustment of the Contract Sum or time to perform this Agreement, whether by way of compensation, restitution, quantum meruit, or the like, for Additional Services provided without the appropriate authorization from the Contract Officer, or assigned designee. Compensation for properly authorized Additional Services shall be made in accordance with Section 2.3 of this Agreement.

1.8 Special Requirements. Additional terms and conditions of this Agreement, if any, which are made a part hereof are set forth in "Exhibit D" (the "Special Requirements"), which is incorporated herein by this reference and expressly made a part hereof. In the event of a conflict between the provisions of the Special Requirements and any other provisions of this Agreement, the provisions of the Special Requirements shall govern.

## 2. COMPENSATION.

2.1 Contract Sum. For the Services rendered pursuant to this Agreement, Contracting Party shall be compensated in accordance with "Exhibit B" (the "Schedule of Compensation") in a total amount not to exceed One Hundred Twenty-Four Thousand Three Hundred and Fifteen Dollars (\$124,315) (the "Contract Sum"), except as provided in Section 1.7. The method of compensation set forth in the Schedule of Compensation may include a lump sum payment upon completion, payment in accordance with the percentage of completion of the Services, payment for time and materials based upon Contracting Party's rate schedule, but not exceeding the Contract Sum, or such other reasonable methods as may be specified in the Schedule of Compensation. The Contract Sum shall include the attendance of Contracting Party at all project meetings reasonably deemed necessary by City; Contracting Party shall not be entitled to any additional compensation for attending said meetings. Compensation may include reimbursement for actual and necessary expenditures for reproduction costs, transportation expense, telephone expense, and similar costs and expenses when and if specified in the Schedule of Compensation. Regardless of the method of

compensation set forth in the Schedule of Compensation, Contracting Party's overall compensation shall not exceed the Contract Sum, except as provided in Section 1.7 of this Agreement.

2.2 Method of Billing & Payment. Any month in which Contracting Party wishes to receive payment, Contracting Party shall submit to City no later than the tenth (10th) working day of such month, in the form approved by City's Finance Director, an invoice for Services rendered prior to the date of the invoice. Such invoice shall (1) describe in detail the Services provided, including time and materials, and (2) specify each staff member who has provided Services and the number of hours assigned to each such staff member. Such invoice shall contain a certification by a principal member of Contracting Party specifying that the payment requested is for Services performed in accordance with the terms of this Agreement. Upon approval in writing by the Contract Officer, or assigned designee, and subject to retention pursuant to Section 8.3, City will pay Contracting Party for all items stated thereon which are approved by City pursuant to this Agreement no later than thirty (30) days after invoices are received by the City's Finance Department.

2.3 Compensation for Additional Services. Additional Services approved in advance by the Contract Officer, or assigned designee, pursuant to Section 1.7 of this Agreement shall be paid for in an amount agreed to in writing by both City and Contracting Party in advance of the Additional Services being rendered by Contracting Party. Any compensation for Additional Services amounting to five percent (5%) or less of the Contract Sum may be approved by the Contract Officer, or assigned designee. Any greater amount of compensation for Additional Services must be approved by the La Quinta City Council, the City Manager, or Department Director, depending upon City laws, regulations, rules and procedures concerning public contracting. Under no circumstances shall Contracting Party receive compensation for any Additional Services unless prior written approval for the Additional Services is obtained from the Contract Officer, or assigned designee, pursuant to Section 1.7 of this Agreement.

### 3. PERFORMANCE SCHEDULE.

3.1 Time of Essence. Time is of the essence in the performance of this Agreement. If the Services not completed in accordance with the Schedule of Performance, as set forth in Section 3.2 and "Exhibit C", it is understood that the City will suffer damage.

3.2 Schedule of Performance. All Services rendered pursuant to this Agreement shall be performed diligently and within the time period established in "Exhibit C" (the "Schedule of Performance"). Extensions to the

time period specified in the Schedule of Performance may be approved in writing by the Contract Officer, or assigned designee.

3.3 Force Majeure. The time period specified in the Schedule of Performance for performance of the Services rendered pursuant to this Agreement shall be extended because of any delays due to unforeseeable causes beyond the control and without the fault or negligence of Contracting Party, including, but not restricted to, acts of God or of the public enemy, fires, earthquakes, floods, epidemic, quarantine restrictions, riots, strikes, freight embargoes, acts of any governmental agency other than City, and unusually severe weather, if Contracting Party shall within ten (10) days of the commencement of such delay notify the Contract Officer, or assigned designee, in writing of the causes of the delay. The Contract Officer, or assigned designee, shall ascertain the facts and the extent of delay, and extend the time for performing the Services for the period of the forced delay when and if in the Contract Officer's judgment such delay is justified, and the Contract Officer's determination, or assigned designee, shall be final and conclusive upon the parties to this Agreement. Extensions to time period in the Schedule of Performance which are determined by the Contract Officer, or assigned designee, to be justified pursuant to this Section shall not entitle the Contracting Party to additional compensation in excess of the Contract Sum.

3.4 Term. Unless earlier terminated in accordance with the provisions in Article 8.0 of this Agreement, the term of this agreement shall commence on December 21, 2022, and terminate on June 30, 2024 ("Initial Term"). This Agreement may be extended for two (1) additional year upon mutual agreement by both parties ("Extended Term"), and executed in writing.

#### 4. COORDINATION OF WORK.

4.1 Representative of Contracting Party. The following principals of Contracting Party ("Principals") are hereby designated as being the principals and representatives of Contracting Party authorized to act in its behalf with respect to the Services specified herein and make all decisions in connection therewith:

- (a) Jeffrey Cooper, P.E., Senior Vice President  
Tel No. 858.531.6666  
E-mail: jeff.cooper@nv5.com
- (b) Gregg Butsko  
Email: gregg.butsko@nv5.com

It is expressly understood that the experience, knowledge, capability, and reputation of the foregoing Principals were a substantial inducement for

City to enter into this Agreement. Therefore, the foregoing Principals shall be responsible during the term of this Agreement for directing all activities of Contracting Party and devoting sufficient time to personally supervise the Services hereunder. For purposes of this Agreement, the foregoing Principals may not be changed by Contracting Party and no other personnel may be assigned to perform the Services required hereunder without the express written approval of City.

4.2 Contract Officer. The "Contract Officer", otherwise known as Bryan McKinney, Public Works Director/City Engineer, or assigned designee may be designated in writing by the City Manager of the City. It shall be Contracting Party's responsibility to assure that the Contract Officer, or assigned designee, is kept informed of the progress of the performance of the Services, and Contracting Party shall refer any decisions, that must be made by City to the Contract Officer, or assigned designee. Unless otherwise specified herein, any approval of City required hereunder shall mean the approval of the Contract Officer, or assigned designee. The Contract Officer, or assigned designee, shall have authority to sign all documents on behalf of City required hereunder to carry out the terms of this Agreement.

4.3 Prohibition Against Subcontracting or Assignment. The experience, knowledge, capability, and reputation of Contracting Party, its principals, and its employees were a substantial inducement for City to enter into this Agreement. Except as set forth in this Agreement, Contracting Party shall not contract or subcontract with any other entity to perform in whole or in part the Services required hereunder without the express written approval of City. In addition, neither this Agreement nor any interest herein may be transferred, assigned, conveyed, hypothecated, or encumbered, voluntarily or by operation of law, without the prior written approval of City. Transfers restricted hereunder shall include the transfer to any person or group of persons acting in concert of more than twenty five percent (25%) of the present ownership and/or control of Contracting Party, taking all transfers into account on a cumulative basis. Any attempted or purported assignment or contracting or subcontracting by Contracting Party without City's express written approval shall be null, void, and of no effect. No approved transfer shall release Contracting Party of any liability hereunder without the express consent of City.

4.4 Independent Contractor. Neither City nor any of its employees shall have any control over the manner, mode, or means by which Contracting Party, its agents, or its employees, perform the Services required herein, except as otherwise set forth herein. City shall have no voice in the selection, discharge, supervision, or control of Contracting Party's employees, servants, representatives, or agents, or in fixing their number or hours of service.



Contracting Party shall perform all Services required herein as an independent contractor of City and shall remain at all times as to City a wholly independent contractor with only such obligations as are consistent with that role. Contracting Party shall not at any time or in any manner represent that it or any of its agents or employees are agents or employees of City. City shall not in any way or for any purpose become or be deemed to be a partner of Contracting Party in its business or otherwise or a joint venture or a member of any joint enterprise with Contracting Party. Contracting Party shall have no power to incur any debt, obligation, or liability on behalf of City. Contracting Party shall not at any time or in any manner represent that it or any of its agents or employees are agents or employees of City. Except for the Contract Sum paid to Contracting Party as provided in this Agreement, City shall not pay salaries, wages, or other compensation to Contracting Party for performing the Services hereunder for City. City shall not be liable for compensation or indemnification to Contracting Party for injury or sickness arising out of performing the Services hereunder. Notwithstanding any other City, state, or federal policy, rule, regulation, law, or ordinance to the contrary, Contracting Party and any of its employees, agents, and subcontractors providing services under this Agreement shall not qualify for or become entitled to any compensation, benefit, or any incident of employment by City, including but not limited to eligibility to enroll in the California Public Employees Retirement System ("PERS") as an employee of City and entitlement to any contribution to be paid by City for employer contributions and/or employee contributions for PERS benefits. Contracting Party agrees to pay all required taxes on amounts paid to Contracting Party under this Agreement, and to indemnify and hold City harmless from any and all taxes, assessments, penalties, and interest asserted against City by reason of the independent contractor relationship created by this Agreement. Contracting Party shall fully comply with the workers' compensation laws regarding Contracting Party and Contracting Party's employees. Contracting Party further agrees to indemnify and hold City harmless from any failure of Contracting Party to comply with applicable workers' compensation laws. City shall have the right to offset against the amount of any payment due to Contracting Party under this Agreement any amount due to City from Contracting Party as a result of Contracting Party's failure to promptly pay to City any reimbursement or indemnification arising under this Section.

4.5 Identity of Persons Performing Work. Contracting Party represents that it employs or will employ at its own expense all personnel required for the satisfactory performance of any and all of the Services set forth herein. Contracting Party represents that the Services required herein will be performed by Contracting Party or under its direct supervision, and that all personnel engaged in such work shall be fully qualified and shall be

authorized and permitted under applicable State and local law to perform such tasks and services.

4.6 City Cooperation. City shall provide Contracting Party with any plans, publications, reports, statistics, records, or other data or information pertinent to the Services to be performed hereunder which are reasonably available to Contracting Party only from or through action by City.

## 5. INSURANCE.

5.1 Insurance. Prior to the beginning of any Services under this Agreement and throughout the duration of the term of this Agreement, Contracting Party shall procure and maintain, at its sole cost and expense, and submit concurrently with its execution of this Agreement, policies of insurance as set forth in "Exhibit E" (the "Insurance Requirements") which is incorporated herein by this reference and expressly made a part hereof.

5.2 Proof of Insurance. Contracting Party shall provide Certificate of Insurance to Agency along with all required endorsements. Certificate of Insurance and endorsements must be approved by Agency's Risk Manager prior to commencement of performance.

## 6. INDEMNIFICATION.

6.1 Indemnification. To the fullest extent permitted by law, Contracting Party shall indemnify, protect, defend (with counsel selected by City), and hold harmless City and any and all of its officers, employees, agents, and volunteers as set forth in "Exhibit F" ("Indemnification") which is incorporated herein by this reference and expressly made a part hereof.

## 7. RECORDS AND REPORTS.

7.1 Reports. Contracting Party shall periodically prepare and submit to the Contract Officer, or assigned designee, such reports concerning Contracting Party's performance of the Services required by this Agreement as the Contract Officer, or assigned designee, shall require. Contracting Party hereby acknowledges that City is greatly concerned about the cost of the Services to be performed pursuant to this Agreement. For this reason, Contracting Party agrees that if Contracting Party becomes aware of any facts, circumstances, techniques, or events that may or will materially increase or decrease the cost of the Services contemplated herein or, if Contracting Party is providing design services, the cost of the project being designed, Contracting Party shall promptly notify the Contract Officer, or assigned designee, of said fact, circumstance, technique, or event and the estimated increased or decreased cost related thereto and, if Contracting Party is

providing design services, the estimated increased or decreased cost estimate for the project being designed.

7.2 Records. Contracting Party shall keep, and require any subcontractors to keep, such ledgers, books of accounts, invoices, vouchers, canceled checks, reports (including but not limited to payroll reports), studies, or other documents relating to the disbursements charged to City and the Services performed hereunder (the "Books and Records"), as shall be necessary to perform the Services required by this Agreement and enable the Contract Officer, or assigned designee, to evaluate the performance of such Services. Any and all such Books and Records shall be maintained in accordance with generally accepted accounting principles and shall be complete and detailed. The Contract Officer, or assigned designee, shall have full and free access to such Books and Records at all times during normal business hours of City, including the right to inspect, copy, audit, and make records and transcripts from such Books and Records. Such Books and Records shall be maintained for a period of three (3) years following completion of the Services hereunder, and City shall have access to such Books and Records in the event any audit is required. In the event of dissolution of Contracting Party's business, custody of the Books and Records may be given to City, and access shall be provided by Contracting Party's successor in interest. Under California Government Code Section 8546.7, if the amount of public funds expended under this Agreement exceeds Ten Thousand Dollars (\$10,000.00), this Agreement shall be subject to the examination and audit of the State Auditor, at the request of City or as part of any audit of City, for a period of three (3) years after final payment under this Agreement.

7.3 Ownership of Documents. All drawings, specifications, maps, designs, photographs, studies, surveys, data, notes, computer files, reports, records, documents, and other materials plans, drawings, estimates, test data, survey results, models, renderings, and other documents or works of authorship fixed in any tangible medium of expression, including but not limited to, physical drawings, digital renderings, or data stored digitally, magnetically, or in any other medium prepared or caused to be prepared by Contracting Party, its employees, subcontractors, and agents in the performance of this Agreement (the "Documents and Materials") shall be the property of City and shall be delivered to City upon request of the Contract Officer, or assigned designee, or upon the expiration or termination of this Agreement, and Contracting Party shall have no claim for further employment or additional compensation as a result of the exercise by City of its full rights of ownership use, reuse, or assignment of the Documents and Materials hereunder. Any use, reuse or assignment of such completed Documents and Materials for other projects and/or use of uncompleted documents without

specific written authorization by Contracting Party will be at City's sole risk and without liability to Contracting Party, and Contracting Party's guarantee and warranties shall not extend to such use, revise, or assignment. Contracting Party may retain copies of such Documents and Materials for its own use. Contracting Party shall have an unrestricted right to use the concepts embodied therein. All subcontractors shall provide for assignment to City of any Documents and Materials prepared by them, and in the event Contracting Party fails to secure such assignment, Contracting Party shall indemnify City for all damages resulting therefrom.

7.4 In the event City or any person, firm, or corporation authorized by City reuses said Documents and Materials without written verification or adaptation by Contracting Party for the specific purpose intended and causes to be made or makes any changes or alterations in said Documents and Materials, City hereby releases, discharges, and exonerates Contracting Party from liability resulting from said change. The provisions of this clause shall survive the termination or expiration of this Agreement and shall thereafter remain in full force and effect.

7.5 Licensing of Intellectual Property. This Agreement creates a non-exclusive and perpetual license for City to copy, use, modify, reuse, or sublicense any and all copyrights, designs, rights of reproduction, and other intellectual property embodied in the Documents and Materials. Contracting Party shall require all subcontractors, if any, to agree in writing that City is granted a non-exclusive and perpetual license for the Documents and Materials the subcontractor prepares under this Agreement. Contracting Party represents and warrants that Contracting Party has the legal right to license any and all of the Documents and Materials. Contracting Party makes no such representation and warranty in regard to the Documents and Materials which were prepared by design professionals other than Contracting Party or provided to Contracting Party by City. City shall not be limited in any way in its use of the Documents and Materials at any time, provided that any such use not within the purposes intended by this Agreement shall be at City's sole risk.

7.6 Release of Documents. The Documents and Materials shall not be released publicly without the prior written approval of the Contract Officer, or assigned designee, or as required by law. Contracting Party shall not disclose to any other entity or person any information regarding the activities of City, except as required by law or as authorized by City.

7.7 Confidential or Personal Identifying Information. Contracting Party covenants that all City data, data lists, trade secrets, documents with personal identifying information, documents that are not public records, draft documents, discussion notes, or other information, if any, developed or

received by Contracting Party or provided for performance of this Agreement are deemed confidential and shall not be disclosed by Contracting Party to any person or entity without prior written authorization by City or unless required by law. City shall grant authorization for disclosure if required by any lawful administrative or legal proceeding, court order, or similar directive with the force of law. All City data, data lists, trade secrets, documents with personal identifying information, documents that are not public records, draft documents, discussions, or other information shall be returned to City upon the termination or expiration of this Agreement. Contracting Party's covenant under this section shall survive the termination or expiration of this Agreement.

## 8. ENFORCEMENT OF AGREEMENT.

8.1 California Law. This Agreement shall be interpreted, construed, and governed both as to validity and to performance of the parties in accordance with the laws of the State of California. Legal actions concerning any dispute, claim, or matter arising out of or in relation to this Agreement shall be instituted in the Superior Court of the County of Riverside, State of California, or any other appropriate court in such county, and Contracting Party covenants and agrees to submit to the personal jurisdiction of such court in the event of such action.

8.2 Disputes. In the event of any dispute arising under this Agreement, the injured party shall notify the injuring party in writing of its contentions by submitting a claim therefore. The injured party shall continue performing its obligations hereunder so long as the injuring party commences to cure such default within ten (10) days of service of such notice and completes the cure of such default within forty-five (45) days after service of the notice, or such longer period as may be permitted by the Contract Officer, or assigned designee; provided that if the default is an immediate danger to the health, safety, or general welfare, City may take such immediate action as City deems warranted. Compliance with the provisions of this Section shall be a condition precedent to termination of this Agreement for cause and to any legal action, and such compliance shall not be a waiver of any party's right to take legal action in the event that the dispute is not cured, provided that nothing herein shall limit City's right to terminate this Agreement without cause pursuant to this Article 8.0. During the period of time that Contracting Party is in default, City shall hold all invoices and shall, when the default is cured, proceed with payment on the invoices. In the alternative, City may, in its sole discretion, elect to pay some or all of the outstanding invoices during any period of default.

8.3 Retention of Funds. City may withhold from any monies payable to Contracting Party sufficient funds to compensate City for any losses, costs,

liabilities, or damages it reasonably believes were suffered by City due to the default of Contracting Party in the performance of the Services required by this Agreement.

8.4 Waiver. No delay or omission in the exercise of any right or remedy of a non-defaulting party on any default shall impair such right or remedy or be construed as a waiver. City's consent or approval of any act by Contracting Party requiring City's consent or approval shall not be deemed to waive or render unnecessary City's consent to or approval of any subsequent act of Contracting Party. Any waiver by either party of any default must be in writing and shall not be a waiver of any other default concerning the same or any other provision of this Agreement.

8.5 Rights and Remedies are Cumulative. Except with respect to rights and remedies expressly declared to be exclusive in this Agreement, the rights and remedies of the parties are cumulative and the exercise by either party of one or more of such rights or remedies shall not preclude the exercise by it, at the same or different times, of any other rights or remedies for the same default or any other default by the other party.

8.6 Legal Action. In addition to any other rights or remedies, either party may take legal action, at law or at equity, to cure, correct, or remedy any default, to recover damages for any default, to compel specific performance of this Agreement, to obtain declaratory or injunctive relief, or to obtain any other remedy consistent with the purposes of this Agreement.

8.7 Termination Prior To Expiration of Term. This Section shall govern any termination of this Agreement, except as specifically provided in the following Section for termination for cause. City reserves the right to terminate this Agreement at any time, with or without cause, upon thirty (30) days' written notice to Contracting Party. Upon receipt of any notice of termination, Contracting Party shall immediately cease all Services hereunder except such as may be specifically approved by the Contract Officer, or assigned designee. Contracting Party shall be entitled to compensation for all Services rendered prior to receipt of the notice of termination and for any Services authorized by the Contract Officer, or assigned designee, thereafter in accordance with the Schedule of Compensation or such as may be approved by the Contract Officer, or assigned designee, except amounts held as a retention pursuant to this Agreement.

8.8 Termination for Default of Contracting Party. If termination is due to the failure of Contracting Party to fulfill its obligations under this Agreement, Contracting Party shall vacate any City-owned property which Contracting Party is permitted to occupy hereunder and City may, after compliance with the provisions of Section 8.2, take over the Services and prosecute the same

to completion by contract or otherwise, and Contracting Party shall be liable to the extent that the total cost for completion of the Services required hereunder exceeds the compensation herein stipulated (provided that City shall use reasonable efforts to mitigate such damages), and City may withhold any payments to Contracting Party for the purpose of setoff or partial payment of the amounts owed City.

8.9 Attorneys' Fees. If either party to this Agreement is required to initiate or defend or made a party to any action or proceeding in any way connected with this Agreement, the prevailing party in such action or proceeding, in addition to any other relief which may be granted, whether legal or equitable, shall be entitled to reasonable attorneys' fees; provided, however, that the attorneys' fees awarded pursuant to this Section shall not exceed the hourly rate paid by City for legal services multiplied by the reasonable number of hours spent by the prevailing party in the conduct of the litigation. Attorneys' fees shall include attorneys' fees on any appeal, and in addition a party entitled to attorneys' fees shall be entitled to all other reasonable costs for investigating such action, taking depositions and discovery, and all other necessary costs the court allows which are incurred in such litigation. All such fees shall be deemed to have accrued on commencement of such action and shall be enforceable whether or not such action is prosecuted to judgment. The court may set such fees in the same action or in a separate action brought for that purpose.

9. CITY OFFICERS AND EMPLOYEES; NONDISCRIMINATION.

9.1 Non-liability of City Officers and Employees. No officer, official, employee, agent, representative, or volunteer of City shall be personally liable to Contracting Party, or any successor in interest, in the event or any default or breach by City or for any amount which may become due to Contracting Party or to its successor, or for breach of any obligation of the terms of this Agreement.

9.2 Conflict of Interest. Contracting Party covenants that neither it, nor any officer or principal of it, has or shall acquire any interest, directly or indirectly, which would conflict in any manner with the interests of City or which would in any way hinder Contracting Party's performance of the Services under this Agreement. Contracting Party further covenants that in the performance of this Agreement, no person having any such interest shall be employed by it as an officer, employee, agent, or subcontractor without the express written consent of the Contract Officer, or assigned designee. Contracting Party agrees to at all times avoid conflicts of interest or the appearance of any conflicts of interest with the interests of City in the performance of this Agreement.

No officer or employee of City shall have any financial interest, direct or indirect, in this Agreement nor shall any such officer or employee participate in any decision relating to this Agreement which effects his financial interest or the financial interest of any corporation, partnership or association in which he is, directly or indirectly, interested, in violation of any State statute or regulation. Contracting Party warrants that it has not paid or given and will not pay or give any third party any money or other consideration for obtaining this Agreement.

9.3 Covenant against Discrimination. Contracting Party covenants that, by and for itself, its heirs, executors, assigns, and all persons claiming under or through them, that there shall be no discrimination against or segregation of, any person or group of persons on account of any impermissible classification including, but not limited to, race, color, creed, religion, sex, marital status, sexual orientation, national origin, or ancestry in the performance of this Agreement. Contracting Party shall take affirmative action to ensure that applicants are employed and that employees are treated during employment without regard to their race, color, creed, religion, sex, marital status, sexual orientation, national origin, or ancestry.

## 10. MISCELLANEOUS PROVISIONS.

10.1 Notice. Any notice, demand, request, consent, approval, or communication either party desires or is required to give the other party or any other person shall be in writing and either served personally or sent by prepaid, first-class mail to the address set forth below. Either party may change its address by notifying the other party of the change of address in writing. Notice shall be deemed communicated forty-eight (48) hours from the time of mailing if mailed as provided in this Section.

To City:

CITY OF LA QUINTA  
Attention: Bryan McKinney  
78495 Calle Tampico  
La Quinta, California 92253

To Contracting Party:

NV5, Inc.  
Jeff Cooper, P.E., Senior Vice  
President  
163 Technology Drive, Suite 100,  
Irvine, California 92618

10.2 Interpretation. The terms of this Agreement shall be construed in accordance with the meaning of the language used and shall not be construed for or against either party by reason of the authorship of this Agreement or any other rule of construction which might otherwise apply.

10.3 Section Headings and Subheadings. The section headings and subheadings contained in this Agreement are included for convenience only and shall not limit or otherwise affect the terms of this Agreement.



10.4 Counterparts. This Agreement may be executed in counterparts, each of which shall be deemed to be an original, and such counterparts shall constitute one and the same instrument.

10.5 Integrated Agreement. This Agreement including the exhibits hereto is the entire, complete, and exclusive expression of the understanding of the parties. It is understood that there are no oral agreements between the parties hereto affecting this Agreement and this Agreement supersedes and cancels any and all previous negotiations, arrangements, agreements, and understandings, if any, between the parties, and none shall be used to interpret this Agreement.

10.6 Amendment. No amendment to or modification of this Agreement shall be valid unless made in writing and approved by Contracting Party and by the City Council of City. The parties agree that this requirement for written modifications cannot be waived and that any attempted waiver shall be void.

10.7 Severability. In the event that any one or more of the articles, phrases, sentences, clauses, paragraphs, or sections contained in this Agreement shall be declared invalid or unenforceable, such invalidity or unenforceability shall not affect any of the remaining articles, phrases, sentences, clauses, paragraphs, or sections of this Agreement which are hereby declared as severable and shall be interpreted to carry out the intent of the parties hereunder unless the invalid provision is so material that its invalidity deprives either party of the basic benefit of their bargain or renders this Agreement meaningless.

10.8 Unfair Business Practices Claims. In entering into this Agreement, Contracting Party offers and agrees to assign to City all rights, title, and interest in and to all causes of action it may have under Section 4 of the Clayton Act (15 U.S.C. § 15) or under the Cartwright Act (Chapter 2, (commencing with Section 16700) of Part 2 of Division 7 of the Business and Professions Code), arising from purchases of goods, services, or materials related to this Agreement. This assignment shall be made and become effective at the time City renders final payment to Contracting Party without further acknowledgment of the parties.

10.9 No Third-Party Beneficiaries. With the exception of the specific provisions set forth in this Agreement, there are no intended third-party beneficiaries under this Agreement and no such other third parties shall have any rights or obligations hereunder.

10.10 Authority. The persons executing this Agreement on behalf of each of the parties hereto represent and warrant that (i) such party is duly organized and existing, (ii) they are duly authorized to execute and deliver

this Agreement on behalf of said party, (iii) by so executing this Agreement, such party is formally bound to the provisions of this Agreement, and (iv) that entering into this Agreement does not violate any provision of any other Agreement to which said party is bound. This Agreement shall be binding upon the heirs, executors, administrators, successors, and assigns of the parties.

[SIGNATURES ON FOLLOWING PAGE]

IN WITNESS WHEREOF, the parties have executed this Agreement as of the dates stated below.

CITY OF LA QUINTA,  
a California Municipal Corporation

CONTRACTING PARTY:

By: \_\_\_\_\_  
Name: Jeffrey M. Cooper, P.E.  
Title: Senior Vice President

\_\_\_\_\_  
JON McMILLEN, City Manager  
City of La Quinta, California

Dated: \_\_\_\_\_

ATTEST:

\_\_\_\_\_  
MONIKA RADEVA, City Clerk  
City of La Quinta, California

APPROVED AS TO FORM:

\_\_\_\_\_  
WILLIAM H. IHRKE, City Attorney  
City of La Quinta, California

[Click Here to Return to Agenda](#)

## Scope of Services

### 1. Current Planning Level Dry Utility Cost Estimate Update

NV5 will provide a comprehensive review, analysis and update to the previous undergrounding feasibility study to include planning level cost estimates to underground the existing overhead distribution system in the six (6) locations identified.

NV5's cost estimate will include the average cost per property for reconnection, plus cost components or factors that cause individual property costs to fluctuate from the average cost, in addition to the cost for improvements in the public right-of-way.

Cost estimates will include all costs associated with converting all overhead utility lines (i.e. electric, telephone, and cable television) to underground systems.

Deliverable: Updated dry utility cost estimate.

### 2. Phasing Plan – Area 2

NV5 will prepare a recommended phasing plan for Area No. 2 for the proposed conversion of overhead utility lines to underground facilities. This will be based upon the existing field conditions and the utility company system's direction of feed in their mainline systems and building/ home services.

Deliverable: Updated utility phasing map based upon the City's desired/priority phasing and utility company direction of feed.

### 3. Identify Special Construction Practices

NV5 will identify any special construction standards or practices that would be required, in addition to any additional right-of-way/easements that might be necessary.

Deliverable: Narrative of utility company and industry probable design and construction methodologies.

### 4. City Council Sessions / Findings

NV5 will prepare and present our findings and the proposed conversion phasing plan at one (1) City Council Study Session.

### 5. Stakeholder Meetings

NV5 will conduct stakeholder meetings with Imperial Irrigation District (IID) and any other necessary utility companies and/or business stakeholders.

### 6. Project Development Team Meetings

NV5 will participate in monthly Project Development Team (PDT) Meetings with all stakeholders.

### 7. Project Management

NV5 will provide project management of tasks 1-6.

### 8. Optional Services

8a. Financial Options, 8b. Financial Options Project Management, 8c. Financial Options City Council Session: Financing options will be prepared for undergrounding the existing overhead utilities in the City. Cost estimates will be utilized from Task 1. The 6 areas of the study will be addressed with specific financial options. Preliminary cost estimates per area for average parcels will be provided for 20B projects. Any 20A and/or 20C areas will be addressed as well. A separate "Financial Options" City Council session will be conducted.

Deliverable: Report with financial options for the undergrounding of overhead utilities in the City.

ADDENDUM TO AGREEMENT  
Re: Scope of Services

If the Scope of Services include construction, alteration, demolition, installation, repair, or maintenance affecting real property or structures or improvements of any kind appurtenant to real property, the following apply:

1. Prevailing Wage Compliance. If Contracting Party is a contractor performing public works and maintenance projects, as described in this Section 1.3, Contracting Party shall comply with applicable Federal, State, and local laws. Contracting Party is aware of the requirements of California Labor Code Sections 1720, *et seq.*, and 1770, *et seq.*, as well as California Code of Regulations, Title 8, Sections 16000, *et seq.*, (collectively, the "Prevailing Wage Laws"), and La Quinta Municipal Code Section 3.12.040, which require the payment of prevailing wage rates and the performance of other requirements on "Public works" and "Maintenance" projects. If the Services are being performed as part of an applicable "Public works" or "Maintenance" project, as defined by the Prevailing Wage Laws, and if construction work over twenty-five thousand dollars (\$25,000.00) and/or alterations, demolition, repair or maintenance work over fifteen thousand dollars (\$15,000.00) is entered into or extended on or after January 1, 2015 by this Agreement, Contracting Party agrees to fully comply with such Prevailing Wage Laws including, but not limited to, requirements related to the maintenance of payroll records and the employment of apprentices. Pursuant to California Labor Code Section 1725.5, no contractor or subcontractor may be awarded a contract for public work on a "Public works" project unless registered with the California Department of Industrial Relations ("DIR") at the time the contract is awarded. If the Services are being performed as part of an applicable "Public works" or "Maintenance" project, as defined by the Prevailing Wage Laws, this project is subject to compliance monitoring and enforcement by the DIR. Contracting Party will maintain and will require all subcontractors to maintain valid and current DIR Public Works contractor registration during the term of this Agreement. Contracting Party shall notify City in writing immediately, and in no case more than twenty-four (24) hours, after receiving any information that Contracting Party's or any of its subcontractor's DIR registration status has been suspended, revoked, expired, or otherwise changed. It is understood that it is the responsibility of Contracting Party to determine the correct salary scale. Contracting Party shall make copies of the prevailing rates of per diem wages for each craft, classification, or type of worker needed to execute the Services available to

interested parties upon request, and shall post copies at Contracting Party's principal place of business and at the project site, if any. The statutory penalties for failure to pay prevailing wage or to comply with State wage and hour laws will be enforced. Contracting Party must forfeit to City TWENTY-FIVE DOLLARS (\$25.00) per day for each worker who works in excess of the minimum working hours when Contracting Party does not pay overtime. In accordance with the provisions of Labor Code Sections 1810 *et seq.*, eight (8) hours is the legal working day. Contracting Party also shall comply with State law requirements to maintain payroll records and shall provide for certified records and inspection of records as required by California Labor Code Section 1770 *et seq.*, including Section 1776. In addition to the other indemnities provided under this Agreement, Contracting Party shall defend (with counsel selected by City), indemnify, and hold City, its elected officials, officers, employees, and agents free and harmless from any claim or liability arising out of any failure or alleged failure to comply with the Prevailing Wage Laws. It is agreed by the parties that, in connection with performance of the Services, including, without limitation, any and all "Public works" (as defined by the Prevailing Wage Laws), Contracting Party shall bear all risks of payment or non-payment of prevailing wages under California law and/or the implementation of Labor Code Section 1781, as the same may be amended from time to time, and/or any other similar law. Contracting Party acknowledges and agrees that it shall be independently responsible for reviewing the applicable laws and regulations and effectuating compliance with such laws. Contracting Party shall require the same of all subcontractors.

2. Retention. Payments shall be made in accordance with the provisions of Article 2.0 of the Agreement. In accordance with said Sections, City shall pay Contracting Party a sum based upon ninety-five percent (95%) of the Contract Sum apportionment of the labor and materials incorporated into the Services under this Agreement during the month covered by said invoice. The remaining five percent (5%) thereof shall be retained as performance security to be paid to Contracting Party within sixty (60) days after final acceptance of the Services by the City Council of City, after Contracting Party has furnished City with a full release of all undisputed payments under this Agreement, if required by City. In the event there are any claims specifically excluded by Contracting Party from the operation of the release, City may retain proceeds (per Public Contract Code § 7107) of up to one hundred fifty percent (150%) of the amount in dispute. City's failure to deduct or withhold shall not affect Contracting Party's obligations under the Agreement.

3. Utility Relocation. City is responsible for removal, relocation, or protection of existing main or trunk-line utilities to the extent such utilities were not identified in the invitation for bids or specifications. City shall

reimburse Contracting Party for any costs incurred in locating, repairing damage not caused by Contracting Party, and removing or relocating such unidentified utility facilities. Contracting Party shall not be assessed liquidated damages for delay arising from the removal or relocation of such unidentified utility facilities.

4. Trenches or Excavations. Pursuant to California Public Contract Code Section 7104, in the event the work included in this Agreement requires excavations more than four (4) feet in depth, the following shall apply:

(a) Contracting Party shall promptly, and before the following conditions are disturbed, notify City, in writing, of any: (1) material that Contracting Party believes may be material that is hazardous waste, as defined in Section 25117 of the Health and Safety Code, that is required to be removed to a Class I, Class II, or Class III disposal site in accordance with provisions of existing law; (2) subsurface or latent physical conditions at the site different from those indicated by information about the site made available to bidders prior to the deadline for submitting bids; or (3) unknown physical conditions at the site of any unusual nature, different materially from those ordinarily encountered and generally recognized as inherent in work of the character provided for in the Agreement.

(b) City shall promptly investigate the conditions, and if it finds that the conditions do materially so differ, or do involve hazardous waste, and cause a decrease or increase in Contracting Party's cost of, or the time required for, performance of any part of the work shall issue a change order per Section 1.8 of the Agreement.

(c) in the event that a dispute arises between City and Contracting Party whether the conditions materially differ, or involve hazardous waste, or cause a decrease or increase in Contracting Party's cost of, or time required for, performance of any part of the work, Contracting Party shall not be excused from any scheduled completion date provided for by this Agreement, but shall proceed with all work to be performed under this Agreement. Contracting Party shall retain any and all rights provided either by contract or by law which pertain to the resolution of disputes and protests between the contracting Parties.

5. Safety. Contracting Party shall execute and maintain its work so as to avoid injury or damage to any person or property. In carrying out the Services, Contracting Party shall at all times be in compliance with all applicable local, state, and federal laws, rules and regulations, and shall exercise all necessary precautions for the safety of employees appropriate to the nature of the work and the conditions under which the work is to be performed. Safety precautions as applicable shall include, but shall not be



limited to: (A) adequate life protection and lifesaving equipment and procedures; (B) instructions in accident prevention for all employees and subcontractors, such as safe walkways, scaffolds, fall protection ladders, bridges, gang planks, confined space procedures, trenching and shoring, equipment and other safety devices, equipment and wearing apparel as are necessary or lawfully required to prevent accidents or injuries; and (C) adequate facilities for the proper inspection and maintenance of all safety measures.

6. Liquidated Damages. Since the determination of actual damages for any delay in performance of the Agreement would be extremely difficult or impractical to determine in the event of a breach of this Agreement, Contracting Party shall be liable for and shall pay to City the sum of One Thousand dollars (\$1,000.00) as liquidated damages for each working day of delay in the performance of any of the Services required hereunder, as specified in the Schedule of Performance. In addition, liquidated damages may be assessed for failure to comply with the emergency call out requirements, if any, described in the Scope of Services. City may withhold from any moneys payable on account of the Services performed by Contracting Party any accrued liquidated damages.

[Click Here to Return to Agenda](#)

## Schedule of Compensation

With the exception of compensation for Additional Services, provided for in Section 2.3 of this Agreement, the maximum total compensation to be paid to Contracting Party under this Agreement is not to exceed One Hundred Twenty-Four Thousand Three Hundred and Fifteen Dollars (\$124,315.00) ("Contract Sum"). The Contract Sum shall be paid to Contracting Party in installment payments made on a monthly basis and in an amount identified in Contracting Party's schedule of compensation attached hereto for the work tasks performed and properly invoiced by Contracting Party in conformance with Section 2.2 of this Agreement.

# COST PROPOSAL



**FEE PROPOSAL**  
**CITY OF LA QUINTA**  
**VILLAGE UNDERGROUNDING FEASIBILITY STUDY PROJECT**

WORK DESCRIPTION	Project Manager/ QA/QC		Managing Principal		Project Manager 3		Project Coordinator 2		Senior Designer		Designer 2		Project Analyst/ CAD Designer		Project Admin		HR GREEN (Director)		TOTAL FEE
	Jeffrey M. Cooper		Gregg Butsko Oscar Lazaro		Patty Nadeau		Jennifer Shah		Chris Beeman		Mike Hall		Rafael Gutierrez		Kendra Duncan		Tim Jonasson		
	\$260		\$206		\$170		\$127		\$170		\$159		\$135		\$105		\$250		
	HOURS	\$	HOURS	\$	HOURS	\$	HOURS	\$	HOURS	\$	HOURS	\$	HOURS	\$	HOURS	\$	HOURS	\$	
Task 1 – Current Planning Level Dry Utility Cost Estimate Update	4	\$1,040	68	\$14,008					15	\$2,550									\$17,598
Task 2 - Phasing Plan – Area 2	8	\$2,080	24	\$4,944					15	\$2,550	8	\$1,272					8	\$2,000	\$12,846
Task 3 - Identify Special Construction Practices	8	\$2,080	18	\$3,708					15	\$2,550									\$8,338
Task 4 - City Council Sessions / Findings	8	\$2,080	10	\$2,060													6	\$1,500	\$5,640
Task 5 - Stake Holder Meetings	14	\$3,640	24	\$4,944													18	\$4,500	\$13,084
Task 6 - Project Development Team Meetings	14	\$3,640	15	\$3,090															\$6,730
Task 7 - Project Management	24	\$6,240	50	\$10,300	57	\$9,690	67	\$8,509											\$34,739
Other Miscellaneous Expenses																			\$1,000
<b>Subtotal</b>	<b>80</b>	<b>\$20,800</b>	<b>209</b>	<b>\$43,054</b>	<b>57</b>	<b>\$9,690</b>	<b>67</b>	<b>\$8,509</b>	<b>45</b>	<b>\$7,650</b>	<b>8</b>	<b>\$1,272</b>	<b>0</b>	<b>\$0</b>	<b>0</b>	<b>\$0</b>	<b>32</b>	<b>\$8,000</b>	<b>\$99,975</b>
<b>TOTAL FEE</b>																			<b>\$99,975</b>
<b>OPTIONAL SERVICES</b>																			
Task 8 Financial Options	48	\$12,480											40	\$5,400	12	\$1,260			\$19,140
Task 8B Project Management	12	\$3,120																	\$3,120
Task 8C City Council Session	8	\$2,080																	\$2,080
<b>TOTAL OPTIONAL TASKS</b>																			<b>\$24,340</b>

# COST PROPOSAL

## Fee Schedule



Rates are effective through the initial term of the contract. If contract assignment extends beyond that date, NV5 may request a rate increase.

ENGINEERING SERVICES	HOURLY RATE**
Principal/Director (Jeffrey M. Cooper)	\$260
Managing Principal (Gregg Butsko, Oscar Lazaro)	\$206
Project Manager 3 (Patty Nadeau)	\$170
Project Coordinator 2 (Jennifer Shah)	\$127
Senior Designer (Chris Beeman)	\$170
Designer 2 (Mike Hall)	\$159
HR Green Director (Tim Jonasson)	\$250
ADDITIONAL SERVICES*	HOURLY RATE**
Assessment Engineer	\$260
Design Reviewer	\$225
Project Analyst/CAD Designer (Rafael Gutierrez)	\$135
Construction Manager	\$185
Construction Inspector	\$145
Project Administration (Kendra Duncan)	\$105
*NV5 offers a wide range of complementary services that may be desired by the City for it's utility undergrounding projects, including design review, assessment engineering, project management, and construction management and inspection services. Cost proposals for these various complementary services can be provided upon request, according to the hourly rates outlined above, with the total cost depending on the scope and size of the project.	
REIMBURSABLE EXPENSES	COST
Reproduction	Cost
Consultant Services	Cost + 15%
Automobile Transportation	per IRS standard
Delivery, Freight, Courier	Cost
Agency Fees	Cost
Commercial Travel	Cost

\*\* Regular rates. Work in excess of 8 hours and work on Saturdays will be billed at 1.5 times the regular rate. Work in excess of 12 hours and work on Sundays and Holidays will be billed at 2 times the regular rate.

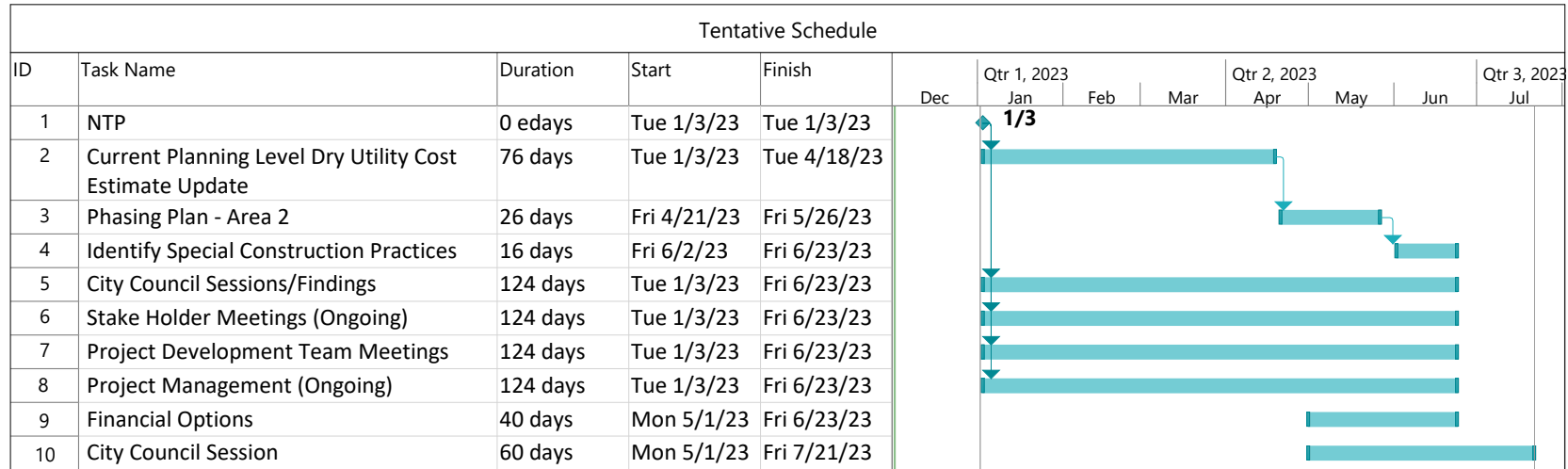
[Click Here to Return to Agenda](#)

## Schedule of Performance

Contracting Party shall complete all services identified in the Scope of Services, Exhibit A of this Agreement, in accordance with the Project Schedule, attached hereto and incorporated herein by this reference.

# FIRM BACKGROUND, QUALIFICATIONS & EXPERIENCE

## J. PROJECT SCHEDULE



Project: Tentative Schedule Dra  
Date: Fri 12/2/22

Task	[Blue Bar]	Inactive Summary	[Grey Bar]	External Tasks	[Grey Bar]
Split	[Dotted Blue Bar]	Manual Task	[Teal Bar]	External Milestone	[Diamond]
Milestone	[Diamond]	Duration-only	[Light Blue Bar]	Deadline	[Green Arrow]
Summary	[Black Bar]	Manual Summary Rollup	[Teal Bar]	Progress	[Blue Bar]
Project Summary	[Grey Bar]	Manual Summary	[Black Bar]	Manual Progress	[Teal Bar]
Inactive Task	[White Bar]	Start-only	[C-Bracket]		
Inactive Milestone	[Diamond]	Finish-only	[C-Bracket]		



## Special Requirements

None.

[Click Here to Return to Agenda](#)

## Insurance Requirements

E.1 Insurance. Prior to the beginning of and throughout the duration of this Agreement, the following policies shall be maintained and kept in full force and effect providing insurance with minimum limits as indicated below and issued by insurers with A.M. Best ratings of no less than A-VI:

Commercial General Liability (at least as broad as ISO CG 0001)  
\$1,000,000 (per occurrence)  
\$2,000,000 (general aggregate)

**Must include the following endorsements:**

General Liability Additional Insured  
General Liability Primary and Non-contributory

Commercial Auto Liability (at least as broad as ISO CA 0001)  
\$1,000,000 (per accident)  
Auto Liability Additional Insured  
Personal Auto Declaration Page if applicable

Errors and Omissions Liability  
\$1,000,000 (per claim and aggregate)

Workers' Compensation  
(per statutory requirements)

**Must include the following endorsements:**

Workers Compensation with Waiver of Subrogation  
Workers Compensation Declaration of Sole Proprietor if applicable

Cyber Liability  
\$1,000,000 (per occurrence)  
\$2,000,000 (general aggregate)

Contracting Party shall procure and maintain, at its cost, and submit concurrently with its execution of this Agreement, Commercial General Liability insurance against all claims for injuries against persons or damages to property resulting from Contracting Party's acts or omissions rising out of or related to Contracting Party's performance under this Agreement. The insurance policy shall contain a severability of interest clause providing that the coverage shall be primary for losses arising out of Contracting Party's performance hereunder and neither City nor its insurers shall be required to contribute to any such loss. An endorsement evidencing the foregoing and naming the City and its officers and employees as additional insured (on the

Commercial General Liability policy only) must be submitted concurrently with the execution of this Agreement and approved by City prior to commencement of the services hereunder.

Contracting Party shall carry automobile liability insurance of \$1,000,000 per accident against all claims for injuries against persons or damages to property arising out of the use of any automobile by Contracting Party, its officers, any person directly or indirectly employed by Contracting Party, any subcontractor or agent, or anyone for whose acts any of them may be liable, arising directly or indirectly out of or related to Contracting Party's performance under this Agreement. If Contracting Party or Contracting Party's employees will use personal autos in any way on this project, Contracting Party shall provide evidence of personal auto liability coverage for each such person. The term "automobile" includes, but is not limited to, a land motor vehicle, trailer or semi-trailer designed for travel on public roads. The automobile insurance policy shall contain a severability of interest clause providing that coverage shall be primary for losses arising out of Contracting Party's performance hereunder and neither City nor its insurers shall be required to contribute to such loss.

Professional Liability or Errors and Omissions Insurance as appropriate shall be written on a policy form coverage specifically designed to protect against acts, errors or omissions of the Contracting Party and "Covered Professional Services" as designated in the policy must specifically include work performed under this agreement. The policy limit shall be no less than \$1,000,000 per claim and in the aggregate. The policy must "pay on behalf of" the insured and must include a provision establishing the insurer's duty to defend. The policy retroactive date shall be on or before the effective date of this agreement.

Contracting Party shall carry Workers' Compensation Insurance in accordance with State Worker's Compensation laws with employer's liability limits no less than \$1,000,000 per accident or disease.

If coverage is maintained on a claims-made basis, Contracting Party shall maintain such coverage for an additional period of three (3) years following termination of the contract.

Contracting Party shall provide written notice to City within ten (10) working days if: (1) any of the required insurance policies is terminated; (2) the limits of any of the required policies are reduced; or (3) the deductible or self-insured retention is increased. In the event any of said policies of insurance are cancelled, Contracting Party shall, prior to the cancellation date, submit new evidence of insurance in conformance with this Exhibit to the Contract Officer. The procuring of such insurance or the delivery of policies

or certificates evidencing the same shall not be construed as a limitation of Contracting Party's obligation to indemnify City, its officers, employees, contractors, subcontractors, or agents.

E.2 Remedies. In addition to any other remedies City may have if Contracting Party fails to provide or maintain any insurance policies or policy endorsements to the extent and within the time herein required, City may, at its sole option:

- a. Obtain such insurance and deduct and retain the amount of the premiums for such insurance from any sums due under this Agreement.
- b. Order Contracting Party to stop work under this Agreement and/or withhold any payment(s) which become due to Contracting Party hereunder until Contracting Party demonstrates compliance with the requirements hereof.
- c. Terminate this Agreement.

Exercise any of the above remedies, however, is an alternative to any other remedies City may have. The above remedies are not the exclusive remedies for Contracting Party's failure to maintain or secure appropriate policies or endorsements. Nothing herein contained shall be construed as limiting in any way the extent to which Contracting Party may be held responsible for payments of damages to persons or property resulting from Contracting Party's or its subcontractors' performance of work under this Agreement.

E.3 General Conditions Pertaining to Provisions of Insurance Coverage by Contracting Party. Contracting Party and City agree to the following with respect to insurance provided by Contracting Party:

1. Contracting Party agrees to have its insurer endorse the third party general liability coverage required herein to include as additional insureds City, its officials, employees, and agents, using standard ISO endorsement No. CG 2010 with an edition prior to 1992. Contracting Party also agrees to require all contractors, and subcontractors to do likewise.
2. No liability insurance coverage provided to comply with this Agreement shall prohibit Contracting Party, or Contracting Party's employees, or agents, from waiving the right of subrogation prior to a loss. Contracting Party agrees to waive subrogation rights against City regardless of the applicability of any insurance proceeds, and to require all contractors and subcontractors to do likewise.

3. All insurance coverage and limits provided by Contracting Party and available or applicable to this Agreement are intended to apply to the full extent of the policies. Nothing contained in this Agreement or any other agreement relating to City or its operations limits the application of such insurance coverage.

4. None of the coverages required herein will be in compliance with these requirements if they include any limiting endorsement of any kind that has not been first submitted to City and approved of in writing.

5. No liability policy shall contain any provision or definition that would serve to eliminate so-called "third party action over" claims, including any exclusion for bodily injury to an employee of the insured or of any contractor or subcontractor.

6. All coverage types and limits required are subject to approval, modification and additional requirements by the City, as the need arises. Contracting Party shall not make any reductions in scope of coverage (*e.g.* elimination of contractual liability or reduction of discovery period) that may affect City's protection without City's prior written consent.

7. Proof of compliance with these insurance requirements, consisting of certificates of insurance evidencing all the coverages required and an additional insured endorsement to Contracting Party's general liability policy, shall be delivered to City at or prior to the execution of this Agreement. In the event such proof of any insurance is not delivered as required, or in the event such insurance is canceled at any time and no replacement coverage is provided, City has the right, but not the duty, to obtain any insurance it deems necessary to protect its interests under this or any other agreement and to pay the premium. Any premium so paid by City shall be charged to and promptly paid by Contracting Party or deducted from sums due Contracting Party, at City option.

8. It is acknowledged by the parties of this agreement that all insurance coverage required to be provided by Contracting Party or any subcontractor, is intended to apply first and on a primary, non-contributing basis in relation to any other insurance or self-insurance available to City.

9. Contracting Party agrees to ensure that subcontractors, and any other party involved with the project that is brought onto or involved in the project by Contracting Party, provide the same minimum insurance coverage required of Contracting Party. Contracting Party agrees to monitor and review all such coverage and assumes all responsibility for ensuring that such coverage is provided in conformity with the requirements of this section. Contracting Party agrees that upon request, all agreements with

subcontractors and others engaged in the project will be submitted to City for review.

10. Contracting Party agrees not to self-insure or to use any self-insured retentions or deductibles on any portion of the insurance required herein (with the exception of professional liability coverage, if required) and further agrees that it will not allow any contractor, subcontractor, Architect, Engineer or other entity or person in any way involved in the performance of work on the project contemplated by this agreement to self-insure its obligations to City. If Contracting Party's existing coverage includes a deductible or self-insured retention, the deductible or self-insured retention must be declared to the City. At that time the City shall review options with the Contracting Party, which may include reduction or elimination of the deductible or self-insured retention, substitution of other coverage, or other solutions.

11. The City reserves the right at any time during the term of this Agreement to change the amounts and types of insurance required by giving the Contracting Party ninety (90) days advance written notice of such change. If such change results in substantial additional cost to the Contracting Party, the City will negotiate additional compensation proportional to the increased benefit to City.

12. For purposes of applying insurance coverage only, this Agreement will be deemed to have been executed immediately upon any party hereto taking any steps that can be deemed to be in furtherance of or towards performance of this Agreement.

13. Contracting Party acknowledges and agrees that any actual or alleged failure on the part of City to inform Contracting Party of non-compliance with any insurance requirement in no way imposes any additional obligations on City nor does it waive any rights hereunder in this or any other regard.

14. Contracting Party will renew the required coverage annually as long as City, or its employees or agents face an exposure from operations of any type pursuant to this agreement. This obligation applies whether the agreement is canceled or terminated for any reason. Termination of this obligation is not effective until City executes a written statement to that effect.

15. Contracting Party shall provide proof that policies of insurance required herein expiring during the term of this Agreement have been renewed or replaced with other policies providing at least the same coverage. Proof that such coverage has been ordered shall be submitted prior to expiration. A coverage binder or letter from Contracting Party's insurance agent to this

effect is acceptable. A certificate of insurance and an additional insured endorsement is required in these specifications applicable to the renewing or new coverage must be provided to City within five (5) days of the expiration of coverages.

16. The provisions of any workers' compensation or similar act will not limit the obligations of Contracting Party under this agreement. Contracting Party expressly agrees not to use any statutory immunity defenses under such laws with respect to City, its employees, officials, and agents.

17. Requirements of specific coverage features, or limits contained in this section are not intended as limitations on coverage, limits or other requirements nor as a waiver of any coverage normally provided by any given policy. Specific reference to a given coverage feature is for purposes of clarification only as it pertains to a given issue and is not intended by any party or insured to be limiting or all-inclusive.

18. These insurance requirements are intended to be separate and distinct from any other provision in this Agreement and are intended by the parties here to be interpreted as such.

19. The requirements in this Exhibit supersede all other sections and provisions of this Agreement to the extent that any other section or provision conflicts with or impairs the provisions of this Exhibit.

20. Contracting Party agrees to be responsible for ensuring that no contract used by any party involved in any way with the project reserves the right to charge City or Contracting Party for the cost of additional insurance coverage required by this agreement. Any such provisions are to be deleted with reference to City. It is not the intent of City to reimburse any third party for the cost of complying with these requirements. There shall be no recourse against City for payment of premiums or other amounts with respect thereto.

21. Contracting Party agrees to provide immediate notice to City of any claim or loss against Contracting Party arising out of the work performed under this agreement. City assumes no obligation or liability by such notice, but has the right (but not the duty) to monitor the handling of any such claim or claims if they are likely to involve City.



## Indemnification

### F.1 Indemnity for the Benefit of City.

a. Indemnification for Professional Liability. When the law establishes a professional standard of care for Contracting Party's Services, to the fullest extent permitted by law, Contracting Party shall indemnify, protect, defend (with counsel selected by City), and hold harmless City and any and all of its officials, employees, and agents ("Indemnified Parties") from and against any and all claims, losses, liabilities of every kind, nature, and description, damages, injury (including, without limitation, injury to or death of an employee of Contracting Party or of any subcontractor), costs and expenses of any kind, whether actual, alleged or threatened, including, without limitation, incidental and consequential damages, court costs, attorneys' fees, litigation expenses, and fees of expert consultants or expert witnesses incurred in connection therewith and costs of investigation, to the extent same are caused in whole or in part by any negligent or wrongful act, error or omission of Contracting Party, its officers, agents, employees or subcontractors (or any entity or individual that Contracting Party shall bear the legal liability thereof) in the performance of professional services under this agreement. With respect to the design of public improvements, the Contracting Party shall not be liable for any injuries or property damage resulting from the reuse of the design at a location other than that specified in Exhibit A without the written consent of the Contracting Party.

b. Indemnification for Other Than Professional Liability. Other than in the performance of professional services and to the full extent permitted by law, Contracting Party shall indemnify, defend (with counsel selected by City), and hold harmless the Indemnified Parties from and against any liability (including liability for claims, suits, actions, arbitration proceedings, administrative proceedings, regulatory proceedings, losses, expenses or costs of any kind, whether actual, alleged or threatened, including, without limitation, incidental and consequential damages, court costs, attorneys' fees, litigation expenses, and fees of expert consultants or expert witnesses) incurred in connection therewith and costs of investigation, where the same arise out of, are a consequence of, or are in any way attributable to, in whole or in part, the performance of this Agreement by Contracting Party or by any individual or entity for which Contracting Party is legally liable, including but not limited to officers, agents, employees, or subcontractors of Contracting Party.

c. Indemnity Provisions for Contracts Related to Construction (Limitation on Indemnity). Without affecting the rights of City under any

provision of this agreement, Contracting Party shall not be required to indemnify and hold harmless City for liability attributable to the active negligence of City, provided such active negligence is determined by agreement between the parties or by the findings of a court of competent jurisdiction. In instances where City is shown to have been actively negligent and where City's active negligence accounts for only a percentage of the liability involved, the obligation of Contracting Party will be for that entire portion or percentage of liability not attributable to the active negligence of City.

d. Indemnification Provision for Design Professionals.

1. Applicability of this Section F.1(d). Notwithstanding Section F.1(a) hereinabove, the following indemnification provision shall apply to a Contracting Party who constitutes a "design professional" as the term is defined in paragraph 3 below.

2. Scope of Indemnification. When the law establishes a professional standard of care for Contracting Party's Services, to the fullest extent permitted by law, Contracting Party shall indemnify and hold harmless City and any and all of its officials, employees, and agents ("Indemnified Parties") from and against any and all losses, liabilities of every kind, nature, and description, damages, injury (including, without limitation, injury to or death of an employee of Contracting Party or of any subcontractor), costs and expenses, including, without limitation, incidental and consequential damages, court costs, reimbursement of attorneys' fees, litigation expenses, and fees of expert consultants or expert witnesses incurred in connection therewith and costs of investigation, to the extent same are caused by any negligent or wrongful act, error or omission of Contracting Party, its officers, agents, employees or subcontractors (or any entity or individual that Contracting Party shall bear the legal liability thereof) in the performance of professional services under this agreement. With respect to the design of public improvements, the Contracting Party shall not be liable for any injuries or property damage resulting from the reuse of the design at a location other than that specified in Exhibit A without the written consent of the Contracting Party.

3. Design Professional Defined. As used in this Section F.1(d), the term "design professional" shall be limited to licensed architects, registered professional engineers, licensed professional land surveyors and landscape architects, all as defined under current law, and as may be amended from time to time by Civil Code § 2782.8.

F.2 Obligation to Secure Indemnification Provisions. Contracting Party agrees to obtain executed indemnity agreements with provisions

identical to those set forth herein this Exhibit F, as applicable to the Contracting Party, from each and every subcontractor or any other person or entity involved by, for, with or on behalf of Contracting Party in the performance of this Agreement. In the event Contracting Party fails to obtain such indemnity obligations from others as required herein, Contracting Party agrees to be fully responsible according to the terms of this Exhibit. Failure of City to monitor compliance with these requirements imposes no additional obligations on City and will in no way act as a waiver of any rights hereunder. This obligation to indemnify and defend City as set forth in this Agreement are binding on the successors, assigns or heirs of Contracting Party and shall survive the termination of this Agreement.

[Click Here to Return to Agenda](#)



## **PLANNING COMMISSION MINUTES TUESDAY, NOVEMBER 8, 2022**

### **CALL TO ORDER**

A regular meeting of the La Quinta Planning Commission was called to order at 5:00 p.m. by Chairperson Currie.

PRESENT: Commissioners Caldwell, Hassett, McCune, Nieto, Tyerman, and Chairperson Currie

ABSENT: None

STAFF PRESENT: Design & Development Director Danny Castro, Planning Manager Cheri L. Flores, Associate Planner Siji Fernandez, Commission Secretary Tania Flores, Assistant City Attorney Travis VanLigten

CONSULTANTS: Planning Consultant Nicole Criste, CEO with Terra Nova Planning & Research, Inc.

Chairperson Currie acknowledged the resignation of former Commissioner Proctor and expressed appreciation for his time on the Commission. Staff recited a letter from him to the Planning Commission expressing his thankfulness and gave best wishes to the future.

### **PLEDGE OF ALLEGIANCE**

Commissioner McCune led the audience in the Pledge of Allegiance.

**PUBLIC COMMENT ON MATTERS NOT ON THE AGENDA** – None.

### **CONFIRMATION OF AGENDA**

Assistant City Attorney VanLigten and Commissioner Nieto noted that Commissioner Nieto would abstain from discussion and vote on Consent Calendar Item No. 3 due to a potential conflict of interest stemming from a professional relationship between Commissioner Nieto's employer and the project applicant, and requested the item be pulled for a separate vote.

MOTION – A motion was made and seconded by Commissioners Caldwell/Hassett to confirm the agenda with modification to pull Consent Calendar Item No. 3 for a separate vote. Motion passed unanimously.

**ANNOUNCEMENTS, PRESENTATIONS, WRITTEN COMMUNICATION** – None.

**CONSENT CALENDAR**

- 1. APPROVE MEETING MINUTES OF JULY 26, 2022**
- 2. APPROVE MEETING MINUTES OF SEPTEMBER 13, 2022**
- 3. Pulled by Commissioner Nieto for separate vote >>>* **ADOPT A RESOLUTION FINDING THAT THE PROPOSED STREET VACATION OF A 691-SQUARE-FOOT PORTION OF AVENIDA BERMUDAS AND AVENIDA LA FONDA RIGHT-OF-WAY IS CONSISTENT WITH THE LA QUINTA GENERAL PLAN; CEQA: EXEMPT PURSUANT TO CEQA GUIDELINES SECTION 15301 (c), EXISTING FACILITIES**

MOTION – A motion was made and seconded by Commissioners Hassett/Nieto to approve Consent Calendar Item Nos. 1 and 2 as submitted. Motion passed unanimously.

**CONSENT CALENDAR ITEM NO. 3**

MOTION – A motion was made and seconded by Commissioners Hassett/Caldwell to approve Consent Calendar Item No. 3 as submitted. Motion passed: ayes – 5, noes – 0, abstain – 1 (Nieto).

**BUSINESS SESSION**

- 1. APPROVE CANCELLATION OF REGULAR PLANNING COMMISSION MEETINGS OF NOVEMBER 22 AND DECEMBER 27, 2022, AND JANUARY 10, 2023**

Planning Manager Flores explained the proposed meeting cancellations and confirmed that this would not delay or disrupt City business proceedings.

MOTION – A motion was made and seconded by Commissioners Caldwell/Hassett to approve cancellation of the regular Planning Commission Meetings of November 22 and December 27, 2022, and January 10, 2023. Motion passed unanimously.

**STUDY SESSION** – None.

## **PUBLIC HEARINGS**

- 1. ADOPT A RESOLUTION TO APPROVE CONDITIONAL USE PERMIT 2022-0002 FOR THE CONSTRUCTION OF A MONOPALM WIRELESS TELECOMMUNICATION FACILITY WITHIN PGA WEST; CEQA: THE PROJECT IS EXEMPT FROM CALIFORNIA ENVIRONMENTAL QUALITY ACT PURSUANT TO SECTION 15303, NEW CONSTRUCTION OR CONVERSION OF SMALL STRUCTURES; LOCATION: 55955 PGA BOULEVARD**

### DECLARATIONS REGARDING COMMISSION PUBLIC CONTACT:

Commissioner Caldwell stated that her primary residence is within the PGA West development; however, she will participate and vote on this item because there would be no financial gain for her as a result of this project and her residence is located more than 500 feet from the project site.

Planning Consultant Criste presented the staff report which is on file in the Design and Development Department.

Staff answered Commission questions regarding the additional skirting surrounding the monopalm.

CHAIRPERSON CURRIE DECLARED THE PUBLIC HEARING OPEN AT 5:17 P.M.

PUBLIC SPEAKER: Applicant representative Chris Doheny, Real Estate Project Manager of SmartLink Group, introduced himself and gave a brief overview of the project including project objective, coverage areas, zoning details, alternative site analysis, and provided photo simulations; answered questions regarding signal interference concerns, site location selection, utility easements and trenching, rooftop facility options, and the additional monopalm skirting.

CHAIRPERSON CURRIE DECLARED THE PUBLIC HEARING CLOSED AT 5:41 P.M.

Commission comments followed expressing general support of the proposed project design, architecture, and stealthing.

MOTION – A motion was made and seconded by Commissioner Caldwell/Chairperson Currie to adopt Planning Commission Resolution No. 2022-023 approving CUP2022-0002 and determine that the project is exempt from the California Environmental Quality Act, pursuant to Section 15303, New Construction or Conversion of Small Structures:

A RESOLUTION OF THE PLANNING COMMISSION OF THE CITY OF LA QUINTA, CALIFORNIA, APPROVING A CONDITIONAL USE PERMIT FOR

THE CONSTRUCTION OF A WIRELESS TELECOMMUNICATION FACILITY  
WITHIN PGA WEST AND FINDING THE PROJECT EXEMPT FROM THE  
CALIFORNIA ENVIRONMENTAL QUALITY ACT

CASE NUMBER: CONDITIONAL USE PERMIT 2022-0002

APPLICANT: SMARTLINK GROUP/AT&T MOBILITY

Motion passed unanimously.

- 2. ADOPT A RESOLUTION APPROVING A MODIFICATION BY APPLICANT AND CONDITIONAL USE PERMIT AMENDMENT TO ALLOW FOR A NEW 2,129 SQUARE FOOT TOOL RENTAL CENTER ADDITION, A NEW 1,104 SQUARE FOOT FENCE ENCLOSURE AND MODIFICATIONS TO THE OUTDOOR DISPLAYS AND SALES AREA AT AN EXISTING HOME DEPOT. CEQA: THE PROJECT IS EXEMPT FROM ENVIRONMENTAL REVIEW PURSUANT TO SECTION 15301(E)(1) OF THE CALIFORNIA ENVIRONMENTAL QUALITY ACT, EXISTING FACILITIES. LOCATION: 79900 HIGHWAY 111**

DECLARATIONS REGARDING COMMISSION PUBLIC CONTACT – None.

Associate Planner Fernandez presented the staff report which is on file in the Design and Development Department.

Staff answered Commission questions regarding location of truck and equipment rental areas.

CHAIRPERSON CURRIE DECLARED THE PUBLIC HEARING OPEN AT 6:01 P.M.

PUBLIC SPEAKER: Alena Callimanis, La Quinta – opposed the project due to visual aesthetics in regards to the location of the truck and equipment rental areas.

CHAIRPERSON CURRIE DECLARED THE PUBLIC HEARING CLOSED AT 6:03 P.M.

Commission discussion followed regarding the possibility of continuing the item to a date certain to allow the applicant to be present for Commission questions regarding truck and equipment rental locations, traffic and parking circulation and queuing; Commission expressed general agreement of continuance.

CHAIRPERSON CURRIE DECLARED THE PUBLIC HEARING RE-OPEN AT 6:07 P.M.

MOTION – A motion was made and seconded by Commissioners Tyerman/Hassett to continue this Public Hearing to a date certain of December 13, 2022. Motion passed unanimously.



- 3. ADOPT RESOLUTIONS TO APPROVE AN ADDENDUM TO EA2004-513 AND FIND THE PROJECT CONSISTENT WITH THE PREVIOUSLY ADOPTED MITIGATED NEGATIVE DECLARATION (EA2004-513) AND TO APPROVE TENTATIVE TRACT MAP 2021-0006 (TTM 38316) FOR 392 RESIDENTIAL LOTS, 1 COMMERCIAL LOT, A POTENTIAL FIRE STATION, AND A POTENTIAL IID SUBSTATION ON 110.91 ACRES WITHIN THE SCHUMACHER SPECIFIC PLAN AREA; CEQA: THE DESIGN AND DEVELOPMENT DEPARTMENT HAS PREPARED AN ADDENDUM TO THE PREVIOUSLY ADOPTED MITIGATED NEGATIVE DECLARATION (EA2004-513) PURSUANT TO SECTION 15164 OF THE CALIFORNIA ENVIRONMENTAL QUALITY ACT; LOCATION: NORTHEAST CORNER OF AVENUE 60 AND MONROE STREET**

DECLARATIONS REGARDING COMMISSION PUBLIC CONTACT – None.

Associate Planner Fernandez presented the staff report which is on file in the Design and Development Department.

Staff answered Commission questions regarding timing and phasing of perimeter walls, landscaping, and roadway improvements including additional traffic lights; additional or alternative conditions of approval; necessity of the potential Imperial Irrigation District (IID) substation and fire station; lighting and other prospective plans for the commercial area parcel; areas designated as image corridors; proposed locations of development entrances; liquefaction factors and construction mitigation; project interior landscape plans, retention basins, parklets, and passive parks; approving body of the future landscape and commercial building plans.

CHAIRPERSON CURRIE DECLARED THE PUBLIC HEARING OPEN AT 6:44 P.M.

PUBLIC SPEAKER: Applicant Representative Mike Rowe, Principal Engineer of MSA Consulting, gave a brief presentation on the project history, justification for the addendum and tentative tract map; need and community use of the potential IID substation and fire station; and updated and revised grading plans.

Applicant answered Commission questions regarding liquefaction mitigation; state and specific plan residential density requirements; retention and parklet open spaces; sidewalk and pathway areas; phasing of landscape and roadway improvements; and phasing of the potential IID substation and fire station.

PUBLIC SPEAKER: Alena Callimanis, La Quinta – expressed concerns regarding approval of the mitigated negative declaration including subsidence, lack of

Coachella Valley Water District (CVWD) analysis and water use assessment, types of commercial uses allowed within the commercial parcel, increased daily trips and greenhouse gas emissions, and the potential IID substation proposed location.

PUBLIC SPEAKER: John Powell, neighboring property owner of Peter Rabbit Farms – expressed general support for the project with the exception of the location of the potential IID substation within the project and requested an alternate location.

PUBLIC SPEAKER: Joe Hammer, neighboring property owner – expressed general support for the project with concerns with moving the IID substation to closer proximity of his property.

Applicant Mike Rowe provided additional information to address the public comments and answered questions regarding current utility availability (including electric and water), and the phasing of perimeter walls, landscaping, and roadway improvements.

CHAIRPERSON CURRIE DECLARED THE PUBLIC HEARING CLOSED AT 7:25 P.M.

Commission comments followed expressing general approval of the project as proposed and the potential addition of the IID substation and fire station. Staff answered additional questions regarding the types of permitted uses for the commercial parcel as neighborhood commercial zoning; approving body for future conditional use permits and site development permits; perimeter walls and landscaping alternatives during construction; and state and local density requirements.

MOTION – A motion was made and seconded by Commissioners McCune/Hassett to adopt Planning Commission Resolution No. 2022-025 approving the Addendum to EA2004-513 and find the project consistent with the previously adopted Mitigated Negative Declaration (EA2004-513):

A RESOLUTION OF THE PLANNING COMMISSION OF THE CITY OF LA QUINTA, CALIFORNIA, ADOPTING AN ADDENDUM TO THE PREVIOUSLY ADOPTED MITIGATED NEGATIVE DECLARATION (EA2004-513) PURSUANT TO SECTION 15164 OF THE CALIFORNIA ENVIRONMENTAL QUALITY ACT IN THAT NO SUBSTANTIAL CHANGES TO THE PROJECT ARE PROPOSED THAT RESULT IN NEW SIGNIFICANT ENVIRONMENTAL EFFECTS

CASE NUMBER: ENVIRONMENTAL ASSESSMENT 2022-0011

APPLICANT: BARTON LAND LA QUINTA

Motion passed unanimously.

**MOTION** – A motion was made and seconded by Commissioners McCune/Hassett to adopt Planning Commission Resolution No. 2022-026 approving Tentative Tract Map 2021-0006 (TTM 38316) subject to the findings and conditions of approval.:

A RESOLUTION OF THE PLANNING COMMISSION OF THE CITY OF LA QUINTA, CALIFORNIA, APPROVING TENTATIVE TRACT MAP 38316 (TTM2021-0006) FOR 392 RESIDENTIAL LOTS, 1 COMMERCIAL LOT, A POTENTIAL FIRE STATION, AND A POTENTIAL IID SUBSTATION ON 110.91 ACRES WITHIN THE SCHUMACHER SPECIFIC PLAN AREA  
CASE NUMBERS: TENTATIVE TRACT MAP 2021-0006

APPLICANT: BARTON LAND LA QUINTA

Motion passed unanimously.

**STAFF ITEMS** – None.

**COMMISSIONER ITEMS**

Commission expressed thanks and appreciation to former Commissioner Proctor for his time and expertise while serving on the Commission.

Commission inquired about the agenda for the upcoming Housing Commission meeting of November 9, 2022.

**ADJOURNMENT**

There being no further business, a motion was made and seconded by Commissioner Hassett/Chairperson Currie to adjourn at 7:42 p.m. Motion passed unanimously.

Respectfully submitted,



TANIA FLORES, Commission Secretary  
City of La Quinta, California

[Click Here to Return to Agenda](#)



**FINANCIAL ADVISORY COMMISSION  
MINUTES  
WEDNESDAY, NOVEMBER 9, 2022**

**CALL TO ORDER**

A regular meeting of the La Quinta Financial Advisory Commission (Commission) was called to order at 4:00 p.m. by Chair Mills.

PRESENT: Commissioners Anderson, Batavick, Dorsey, Mast, Way, and Chair Mills

ABSENT: Commissioner Luettjohann,

STAFF PRESENT: Finance Director Martinez, Financial Services Analyst Hallick, Account Technician Batuta, Management Assistant Delgado

**PLEDGE OF ALLEGIANCE**

Commissioner Mast led the audience in the Pledge of Allegiance.

**PUBLIC COMMENT ON MATTERS NOT ON THE AGENDA** – None

**CONFIRMATION OF AGENDA** – Confirmed

**ANNOUNCEMENTS, PRESENTATIONS, AND WRITTEN COMMUNICATIONS**

– None

**CONSENT CALENDAR ITEMS**

- 1. APPROVE MEETING MINUTES DATED OCTOBER 5, 2022**
- 2. RECEIVE AND FILE REVENUE AND EXPENDITURE REPORT DATED JULY 31, 2022**
- 3. RECEIVE AND FILE REVENUE AND EXPENDITURE REPORT DATED AUGUST 31, 2022**

CONSENT CALENDAR ITEM NO .2 – discussion

The Commission inquired about the following expenditure listed under the top five non-general fund expenditures for the Revenue and Expenditure Report dated July 31, 2022:

- Homelessness assistance – Financial Services Analyst Hallick explained the Housing Authority annually approves funding to provide assistance

to area homelessness service providers and homelessness prevention partners, such as the Coachella Valley Rescue Mission, Martha's Village and Kitchen, and Coachella Valley Association of Government (CVAG) – CV Housing First program to assist with homelessness in the region each year; and noted that in the past the funding is generally distributed equally.

- Non-allocated interest (pension trust) – if anything is being done to mitigate credit card fees – Financial Services Analyst Hallick explained the amount listed for the non-allocated interest (pension trust) is the gain on the account for the month. Staff said the 2022 adopted Master Fee Schedule includes a 2.5% credit card surcharge that went into effect for all credit cards on October 1, 2022.

Motion – A motion was made and seconded by Commissioners Mast/Way to approve the Consent Calendar as submitted. Motion passed: yes – 6, noes – 0, abstain – 0, absent – 1 (Luettjohann).

**BUSINESS SESSION** – None

**STUDY SESSION** – None

### **DEPARTMENTAL REPORTS**

All reports are on file in the Finance Department.

#### **1. FINANCE DEPARTMENT CURRENT AND FUTURE INITIATIVES**

Chair Mills inquired about the staff coordination for the review of the City's Annual Comprehensive Financial Report (ACFR) in response to Commissioner Way's request on August 24, 2022. Finance Director Martinez said this would be coordinated with the Commission in early months of 2023.

Finance Director Martinez announced upcoming events for the City.

The Commission inquired about the phase-out of the City's old email notification system, Quail Mail, and noted they are receiving duplicate emails due to the old and new subscriptions. Staff said the old email notification system of Quail Mail should be phased out soon and that would resolve the duplicate notifications.

Commissioner Batavick inquired about forming a subcommittee for the review of the City's financial 10-year projections. Finance Director Martinez said that appointment of a subcommittee would be added to the next Commission meeting.

## **2. SECOND QUARTER 2022 (APRIL-JUNE) SALES TAX UPDATE FOR THE CITY OF LA QUINTA**

Financial Services Analyst Hallick mentioned that staff attends several economic summits including a recent local Economic Update by the Coachella Valley Economic Partnership (CVEP). Commissioner Way asked if the Annual CVEP Forum is open to the public; Ms. Hallick confirmed and said the update usually takes place annually in the month of October.

### **COMMISSIONERS' ITEMS**


Chair Mills inquired on rebate fees for the pension trust discussed during the last Commission meeting. Financial Services Analyst Hallick said that she spoke with Mitch Barker, the City's representative for Public Agency Retirement Services, who confirmed that there are no rebate fees included.

Finance Director Martinez said a special Commission meeting in December would be needed to meet upcoming agenda item deadlines and that staff would follow up with the Commission via email to schedule it.

### **ADJOURNMENT**

There being no further business, it was moved by Commissioner Batavick/Dorsey to adjourn this meeting at 4:38 p.m. Motion passed: yes – 6, noes – 0, abstain – 0, absent – 1 (Luettjohann).

Respectfully submitted,



Jessica Delgado, Management Assistant  
City of La Quinta, California

[Click Here to Return to Agenda](#)





**HOUSING COMMISSION  
SPECIAL MEETING  
MINUTES  
WEDNESDAY, NOVEMBER 9, 2022**

**CALL TO ORDER**

A special meeting of the La Quinta Housing Commission (Commission) was called to order at 6:02 p.m. by Chairperson Gaeta-Mejia.

This meeting provided teleconferencing accessibility pursuant to Executive Orders N-60-20 and N-08-21 executed by the Governor of California, and subsequently Assembly Bill 361 (AB 361, 2021), enacted in response to the state of emergency relating to novel coronavirus disease 2019 (COVID-19) and enabling teleconferencing accommodations by suspending or waiving specified provisions in the Ralph M. Brown Act (Government Code § 54950 et seq.), and City Council Resolution No. 2021-035, adopted by the City Council on September 28, 2021, and reaffirmed on October 18, 2022, members of the public, the Housing Commission, and City Staff participated in this meeting by teleconference only.

PRESENT: Commissioners Casto, Chapman, Davidson, Pacheco, and Chairperson Gaeta-Mejia

ABSENT: None

STAFF PRESENT: Management Analyst Kinley, Management Specialist Griffin, and Commission Secretary Camarena

**PLEDGE OF ALLEGIANCE**

Chairperson Gaeta-Mejia led the audience in the Pledge of Allegiance.

**CONFIRMATION OF AGENDA** – Confirmed.

**PUBLIC COMMENT ON MATTERS NOT ON THE AGENDA**

Management Analyst Kinley said the city has not received any WRITTEN PUBLIC COMMENTS or requests to provide VERBAL COMMENTS for this meeting as of 6:06 p.m. and staff would continue to monitor email

communications and teleconference attendance for the duration of the meeting, should any requests by the public are received.

**ANNOUNCEMENTS, PRESENTATIONS AND WRITTEN COMMUNICATIONS**

– None

**CONSENT CALENDAR**

1. **APPROVE MEETING MINUTES OF JUNE 8, 2022**
2. **APPROVE MEETING MINUTES OF SEPTEMBER 14, 2022**

MOTION – A motion was made and seconded by Commissioners Gaeta-Mejia /Chapman to approve the Consent Calendar as recommended. Motion passed unanimously.

**BUSINESS SESSION**

1. **APPOINT MEMBERS OF THE HOUSING COMMISSION TO SERVE AS CHAIRPERSON AND VICE-CHAIRPERSON FOR FISCAL YEAR 2022-23**

Management Analyst Kinley presented the staff report, which is on file in the City Manager’s Office.

Staff provided a brief overview of the voting process, and roles and responsibilities for the Chairperson and Vice-Chairperson positions.

MOTION – A motion was made and seconded by Commissioners Casto/Chapman to re-appoint Commissioners Gaeta-Mejia and Pacheco to serve as Chairperson and Vice-Chairperson, respectively for fiscal year 2022/23. Motion passed unanimously.

2. **RECOMMEND THE HOUSING AUTHORITY APPROVE PURCHASE AND SALE AGREEMENT WITH BP DUNE PALMS, LP, BY GENERAL PARTNER BLACKPOINT PROPERTIES, LLC, TO ACQUIRE A PORTION OF CERTAIN PROPERTY COMPRISING APPROXIMATELY 5.2 ACRES LOCATED ON THE NORTHEAST CORNER OF HIGHWAY 111 AND DUNE PALMS ROAD (APN: 600-030-018)**

Management Analyst Kinley presented the staff report which is on file in the City Manager’s Office.

The Commission discussed property location; build-out options including potential affordable housing development of up to 150 units and 2-3 stories, and mixed-use component to maximize allowable unit density per the mixed-use overlay; partnering with a third party developer to determine best options for build-out and funding availabilities; management alternatives; proximity to future CV Link project and multi-modal transportation options, and walkability to nearby employment, commerce, and schools.

Commission expressed general support for the land acquisition as proposed.

**MOTION** – A motion was made and seconded by Commissioners Casto/Davidson to recommend Housing Authority approval of Purchase and Sale Agreement with BP Dune Palms, LP, by General Partner Blackpoint Properties, LLC, to acquire a portion of certain property comprised of approximately 5.2 acres located on the Northeast corner of Highway 111 and Dune Palms Road (APN: 600-030-018). Motion passed unanimously.

**STUDY SESSION** - None

**STAFF REPORTS AND INFORMATIONAL ITEMS** – None

**COMMISSIONER'S ITEMS** – None

**ADJOURNMENT**

There being no further business, a motion was made and seconded by Commissioners Chapman/Pacheco to adjourn the meeting at 6:26 p.m. Motion passed unanimously.

Respectfully submitted,

*Reyna Camarena*

REYNA CAMARENA, Commission Secretary  
City of La Quinta, California

[Click Here to Return to Agenda](#)