

POWER POINTS

**CITY COUNCIL
MEETING**

DECEMBER 20, 2022

City Council Meeting December 20, 2022



1

City Council Meeting Closed Session December 20, 2022



2

Pledge of Allegiance



3

City Council Meeting December 20, 2022

P1– Living Desert Presentation



4



5



6



7



8



9



10



11

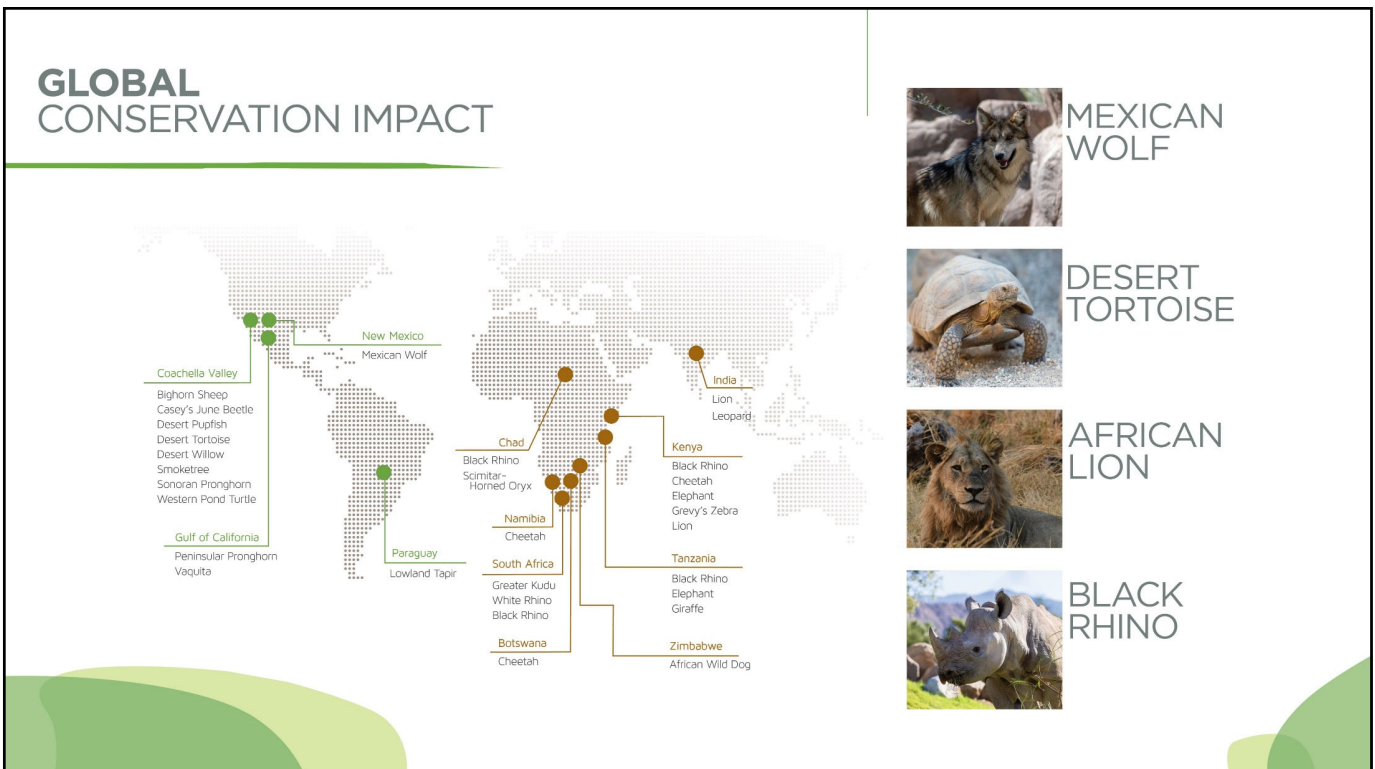


12



If a Picture is Worth a Thousand Words: an Experience is Worth a Thousand Pictures (Sylvia Earle)

13



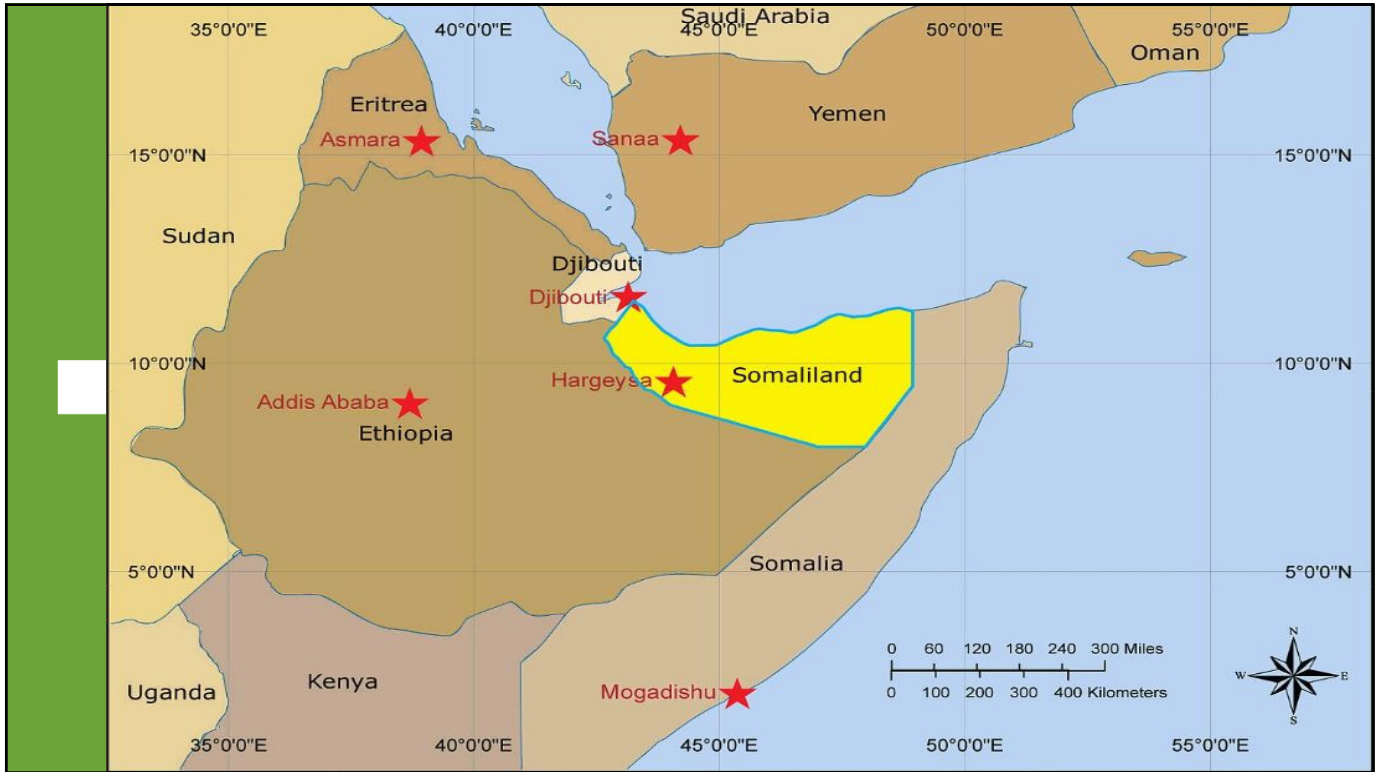
14



15



16



17



18

Why Should La Quinta Support The Living Desert?



19

Your Residents Love Us



20

Your Residents Love Us

La Quinta Residents

Visited 15,200+ times last year

The Living Desert has welcomed over **12M+ guests** over the last 52 years.

21

What is the Impact of Community Support?

22

What is the Impact of Community Support?

The Living Desert has generated **\$500M** of economic impact to the Coachella Valley over the last 10 years.

23

That is **\$500,000,000** worth of

- Jobs
- Tourist Spending
- Taxes
- Professional Services
- Utilities

24



25



26




27



28

WILDLIGHTS

Select Nights, Nov 22 - Dec 30



29

GLOW IN THE PARK

Nightly, Mar 15 - Apr 30



30



31



32




**THE CAFÉ/MARKETPLACE
& SPLASH PAD**
Est. November 2024

33




LION RIDGE
Est. November 2025


34



35



36



37



38



39

How can La Quinta help?

- **Become an annual supporter of our education programs**
- **Sponsor community activities**
- **Partner with our conservation programs**
- **Naming opportunities available**



40



41

City Council Meeting December 20, 2022

B1 – 2021/22 Year-End Budget Report



42

Report Content

Revenues

Expenditures

Carryovers

Reserve
Summary

Exhibits

43

General Fund Revenues

General Fund Revenues	2020/21 Final Budget	2020/21 Actuals	Variance
Tax Revenue	44,878,000	51,515,856	6,637,856
Licenses & Permits	1,186,800	2,024,611	837,811
Intergovernmental	9,343,634	9,375,935	32,301
Charges for Services	575,000	962,368	387,368
Fines, Forfeitures & Abatements	264,000	779,006	515,006
Use of Money & Property	845,000	379,206	(465,794)
Miscellaneous/Transfers In	593,100	1,233,835	640,735
Total Revenues	57,685,534	66,270,818	8,585,283
Non-Cash Adjustments			
Investments Fair Market Value Adjustment		666,023	666,023
RDA Loan Interest Earned, Extraordinary Gain		(591,946)	(591,946)
		74,077	74,077
Total Adjusted Revenues	57,685,534	66,344,895	8,659,361

- Top 3 – sales, transient occupancy tax (TOT), and property taxes
- Variances- Tax Revenue, Licenses & Permits, Miscellaneous/Transfers In

44

General Fund Expenses

General Fund	2021/22 Final Budget	2021/22 Actuals	Variance
Operational/CIP Expenses			
Multi-Year Capital Improvements	35,491,882	4,415,303	(31,076,579)
Operational	53,448,766	47,418,952 *	(6,029,814)
Expenses Before Carryovers	88,940,648	51,834,255	(37,106,393)
Plus Carryovers to 2022/23			
Multi-Year Capital Improvements		30,761,847	30,761,847
Operational		1,209,100	1,209,100
Adjusted Expenditures	88,940,648	83,805,202	(5,135,446)
Plus Measure G Reserves	3,578,644	226,385	(3,352,259)
Total Expenditures	92,519,292	84,031,587	(8,487,705)

*Reduced by non-cash transactions described in the 2021/22 Year-End Budget Report

- Expenditure savings – Public safety and operations
- Measure G reserves allocation \$226,385
- Total savings \$8.4 million

45

Carryovers to 2022/23

Capital Improvements

- Total \$30,761,847
- For 21 Projects including CIP Savings, detailed in Exhibit C

Operating

- Total \$1,209,100

Other Funds

- Total \$1,002,700

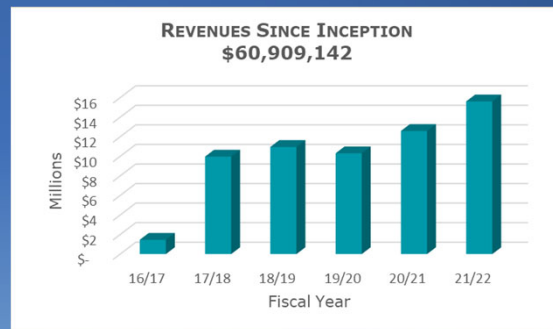
46

Fund Balance

Reserve/Fund Balance	As of June 30, 2021	As of June 30, 2022	Change in Value
Non-Spendable			
Prepaid Costs	25,246	46,990	21,744
Land Held for Resale	5,403,652	5,403,652	-
Advances to Other Funds	-	-	-
Due from Other Governments	24,070,622	21,915,347	(2,155,275)
Total Non-Spendable	29,499,520	27,365,989	(2,133,531)
Restricted			
Pension Trust	11,381,922	10,137,888	(1,244,034)
Committed			
Operational Carryovers	1,209,870	1,209,100	(770)
Cash Flow Reserve	5,000,000	5,000,000	-
Natural Disaster Reserve	10,000,000	10,000,000	-
Economic Disaster	11,000,000	11,000,000	-
Capital Replacement Reserve	10,000,000	10,000,000	-
Total Committed	37,209,870	37,209,100	(770)
Assigned			
Public Safety Fire Services	11,423,931	11,183,821	(240,110)
Measure G Sales Tax	15,128,658	15,355,043	226,385
Capital Projects	13,431,089	30,761,847	17,330,758
Total Assigned	39,983,678	57,300,711	17,317,033
Unassigned	24,241,566	33,848,080	9,606,514
TOTAL FUND BALANCE	142,316,556	165,861,768	23,545,212

47

Measure G Summary



- FY 21-22 Measure G Revenue : \$15.6 million
- Revenues since inception: \$60.9 million

48

Discussion & Questions

- Fiscally healthy & well managed resources
- Build reserves & improve resiliency
- Focus on capital improvements, infrastructure and paying down pension plan



49



50

City Council Meeting December 20, 2022

B2 – Village Undergrounding Feasibility Study Agreement and Funding Appropriation



51

Recommended Actions

- Appropriate \$24,315 of additional funding from Unassigned Reserves
- Approve Agreement with NV5, Inc.

52

Background

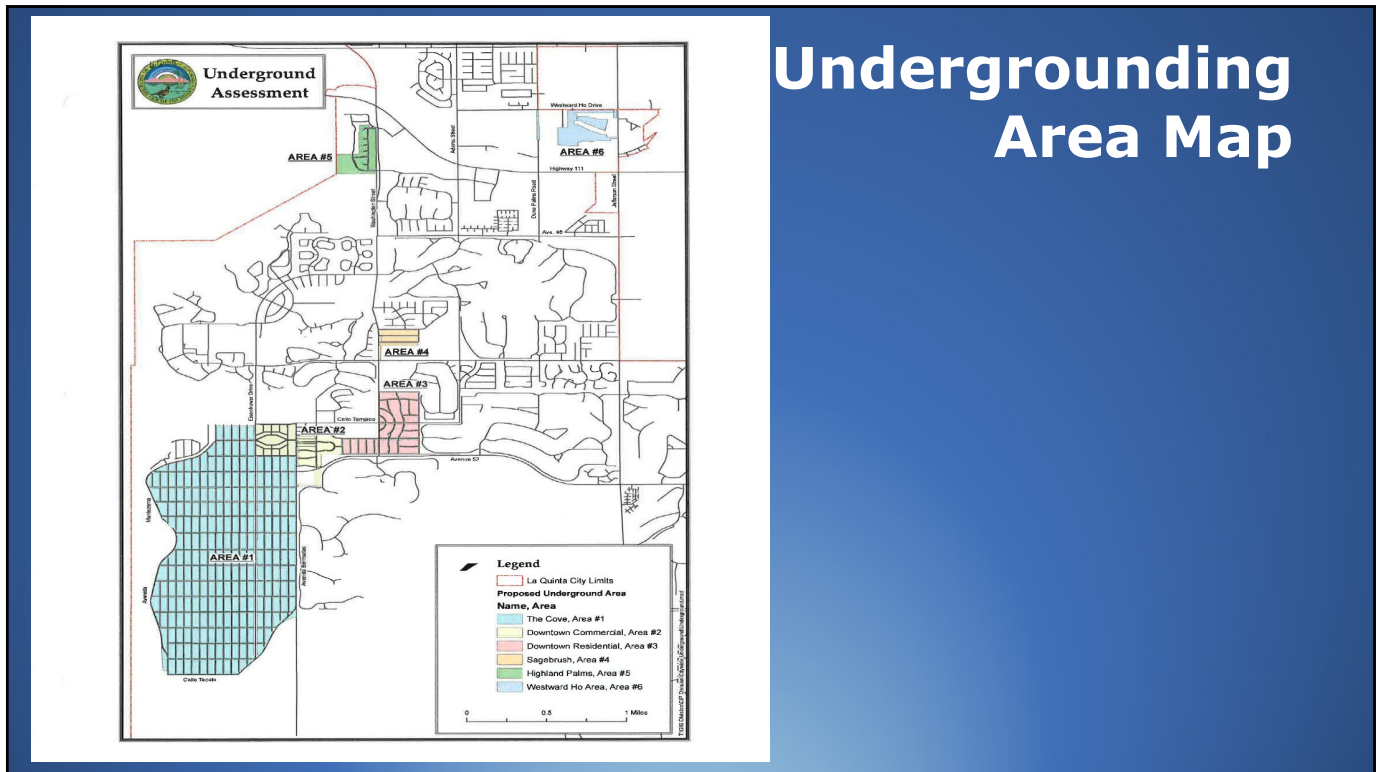
- 2010: Initial Village Undergrounding Study prepared
- 2021 and 2022 Community Workshops: Village Undergrounding identified as community priority
- Funding for feasibility study included in 2022/23 CIP

53

Feasibility Study Scope

- Current planning level dry utility cost estimate update
- Phasing Plan for Area 2
 - Commercial area and Francis Hack Lane
- Identify Special Construction Practices
- Stakeholder Meetings
- City Council Sessions / Findings
- Optional:
 - Financial Analysis/Implementation Strategy

54



Undergrounding Area Map

55

Optional Tasks

- Provide specific financing options
- Preliminary cost estimates per area
- “Financial Options” City Council study session

56

Feasibility Study Cost

TASK	COST
Feasibility Study	\$99,975
<i>Optional Financial Analysis</i>	\$24,340
Total	\$124,315

Funding Source	Amount
General Fund	\$100,000
<i>Unassigned Reserves</i>	\$24,315
Total	\$124,315

57

QUESTIONS



58

