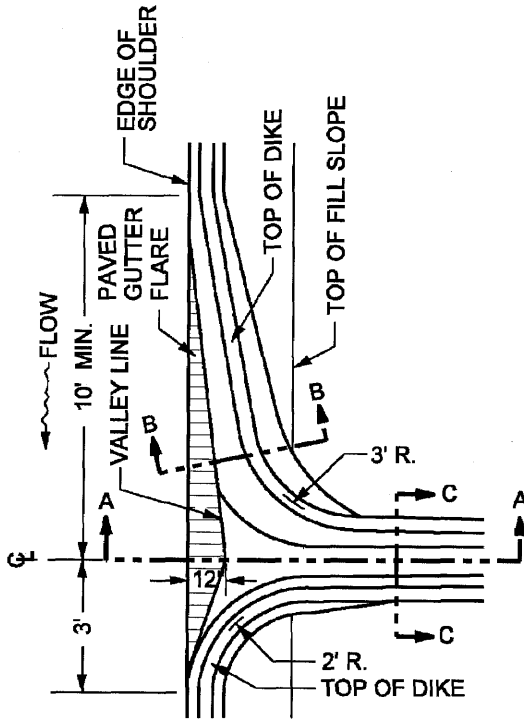
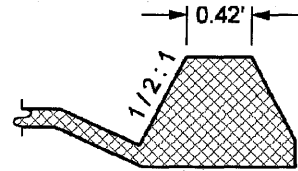


SECTION A - A



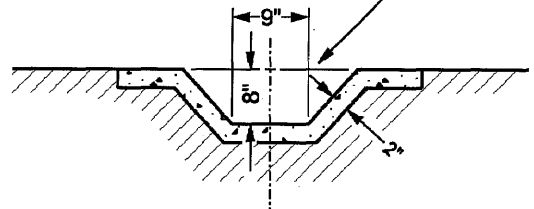
PLAN



SECTION B - B

NOTE:

CROSS - SECTION OF SLOPE DITCH MAY BE SEMICIRCULAR, VEE, OR TRAPEZOIDAL. MIN. TOP WIDTH = 25', MIN. DEPTH = 8".



SECTION C - C

TO BE USED ON FILL SLOPES FLATTER THAN 4 : 1. USE MIN. 10' LENGTH OF GUTTER ON BOTH SIDES IN A SAG LOCATION. USE PIPE DOWNDRAINS FOR SLOPES STEEPER THAN 4 : 1 SLOPES.

R.C.T.D. STD. No. 306

REVISIONS:

APPROVED 08/21/01
CHRIS A. VOGT CITY ENGINEER RCE 44250



City of La Quinta

ASPHALT CONCRETE OVERSIDE DRAIN

STANDARD

360

SHEET 1 OF 1